



Immokalee Fire Control District

Regular Fire Commission Meeting

Thursday, August 17, 2017

- 1) Call Meeting to Order (State date and time for the record)
PLEASE TURN OFF OR SILENCE CELL PHONES
- 2) Pledge of Allegiance
- 3) Invocation or Moment of Silence
- 4) Greet Public and Read Public Comment Statement
- 5) Proof of Publication (Alma to Read Publication, Where and When)
- 6) Roll Call / Establish a Quorum
- 7) Approval of Agenda; Move, Remove, and/or Add Agenda Items
- 8) Attorney's Report
- 9) Union Report
- 10) Business of the District

I. Consent Agenda

1. Approval of Previous Minutes:
 - a) July 20, 2017 and July 31 2017
2. YTD Budget to Actual Report
3. Balance Sheet by Fund
4. Monthly Check Register
5. Reconciliation by Account
6. Impact Fee Fund
7. Inspections Report
 - a) Application Fees
 - b) Code Review Fees
 - c) Inspection Fees
 - d) Impact Fees
8. Interim Deputy Chief's Report
9. Fire Chief's Report

II. Old Business

1. Station-30 Roof Repair
 - a) Public Comment
2. CDBG Land Acquisition
 - a) Public Comment
3. FEMA Grant Reimbursement Update
 - a) FEMA Desk Review Audit
 - b) FEMA OMB Review Audit
 - c) Changed Reimbursement Parameters

III. New Business

1. Chief's Contract Amendment
 - a) Action Recommended – Adopt Labor Attorney Language
 - b) Public Comment

2. July 2017 TRIM Submission
 - a) Action Recommended-Board Discussion
 - b) Public Comment
3. Emergency Purchase of Pump for Brush Unit
 - a) Action Recommended – Board Discussion/Authorize Purchase
 - b) Public Comment
4. Purchase of “Opticom” Technology, New to Immokalee from Impact Fees Pending Legal Review
 - a) Action Recommended – Board Approval/Authorize Purchase
 - b) Public Comment
5. Dental/Vision and Term Life Insurance Renewal
 - a) Action Recommended – Board Authorize Staff to Renew for Fiscal Year 2018/19
 - b) Public Comment
6. Health Insurance Discussion and Explanation

11) District Manager Comments – 2 Items...

12) Commissioners Comments

13) General Public Overall Comment; Limited to 3 Minutes Per Person

14) Adjourn Meeting (State time for the Record)

Next Scheduled Meeting(s):

- Regular Board Meeting: September 21, 2017 6 pm; Immokalee Fire Station 30, 502 New Market Road E., Immokalee, FL 34142

**Fire Commission Meeting
Immokalee Fire Control District
Board Meeting
July 20, 2017**

These Minutes are a summary of the meeting. Any further information can be obtained by the tape. The minutes will follow the order of the Agenda.

Present Commissioners: Goodnight, Brister, Halman, Keen, Olesky. Chief Michael Choate, Interim Deputy Chief Thomas Cunningham, Battalion Chief Josh Bauer, Alma Valladares, Board Attorney Kenneth Thompson, Union Vice President Cody Rodgers and members of the Union

- 1) Greet Public and Read Public Comment Statement by Commissioner Goodnight
- 2) Call meeting to order at 6:04pm by Commissioner Goodnight
- 3) Pledge of Allegiance and Invocation or Moment of Silence let by Commissioner Goodnight
- 4) Proof of Publication by Alma Valladares
- 5) Roll Call / Establish a Quorum by Alma Valladares.
- 6) Approval of Agenda; Move, Remove, and/or Add Agenda Items
Commissioner Brister motioned to approve the Agenda and Commissioner Halman seconded the motion. Motion carries unanimously.
- 7) Attorney's Report
Attorney Thompson mentioned that he nothing at this time.
- 8) Union Report
Cody Rodgers mentioned they are happy and the department has a positive attitude now.
- .) Business of the District
 - I. Consent Agenda
 1. Approval of the Previous Minutes:
 - a) June 30, 2017, June 22, 2017 and June 28, 2017
 2. YTD Budget to Actual Report
 3. Balance Sheet by Fund
 4. Monthly Check Register
 5. Reconciliation by Account
 4. Inspections Report
 - a) Application Fees
 - b) Code Review Fees
 - c) Inspection Fees
 - d) Impact Fees
 5. Interim Deputy Chief's Report
 6. Fire Chief's Report
Commissioner Halman motioned to approve the Consent Agenda and Commissioner Brister seconded the motion. Motion carries unanimously.
 - II. New Business
 1. Award Presentation from Mary Hernandez-Immokalee Tomato Growers
Mary Hernandez presented award and took pictures with Chief Choate and fire fighters present
 - a) Action Recommended – Presentation and/or Pictures
The Board thanked Immokalee Tomato Growers.
 - b) Public Comment
None

2. Station Roof Repairs

Chief Choate discussed with the board

- a) Action Recommended – Board Discussion/Direction
Commissioners mentioned to hold off on this item
- b) Public Comment
None

3. CDBG Grant Guidance for Replacement of Which Station and Location

Chief Choate discussed with the board.

- a) Action Recommended-Board Discussion/Direction
Commissioners discussed which Station to repair with grant.
- b) Public Comment
Interim Deputy Chief Cunningham mentioned that Station 31 needs to be redone completely. 2nd Lt. Rodgers mentioned that both stations need repair. Battalion Chief Bauer mentioned that Station 31 will cost less to repair than Station 30. **Commissioner Halman motioned for Chief Choate to sign a contract to repair the Roof at Station 30 not to exceed \$5,000 and Commissioner Brister seconded the motion. Motion carries unanimously.**

Commissioner Keen motioned for Chief Choate to sign a contract to repair the Drainage Issue at Station 30 not to exceed \$15,000 and Commissioner Halman seconded the motion. Motion carries unanimously.

4. Current Fiscal Year 2016/2017 Budget Amendment, Resolution 2017-02

Chief Choate discussed with the board that the overall budget is on target.

- a) Action Recommended-Board Approval
Commissioners discussed with IFCD
- b) Public Comment
2nd Lt. Rodgers added that admin is catching up on problems from last year. **Commissioner Halman motions to approve the 2016/2017 Budget Amendment, Resolution 2017-02 and Commissioner Brister seconded the motion. Motion carries unanimously.**

5. Adoption of the District's Maximum Millage Rate for the 2017/2018 Fiscal Year at 3.75.

Chief Choate discussed with the board.

- a) Action Recommended-Board Adoption
- b) Public Comment
None

Commissioner Halman motioned to approve the Adoption Maximum Millage Rate for the 2017/2018 Fiscal Year at 3.75 and Commissioner Brister seconded the motion. Motion carries unanimously.

III. Old Business

1. OLD CAUSE ITEM PER CHAIRMAN ANNE GOODNIGHT FOR CHIEF MICHEAL CHOATE'S CONTRACT

Commissioner Goodnight read Chief Choate's contract and discussed with the board

- a) Public comment
None

Commissioner Halman motioned to approve Chief Choate's contract and Commissioner Keen seconded the motion. Motion carries unanimously.

2. Station 32 Construction Update

Chief Choate discussed with the board that they will be meeting with Barron Collier, EMS, Collier Sheriff's and the Collier County regarding retention/drainage

a) Public comment

None

3. FEMA Grant Reimbursement Update

Chief Choate discussed with the board that he and Deputy Chief Rita Greenberg had been working together and with her hard work and dedication she was able to get us a Grand Total Reimbursement of \$778,000 for the Retention Safer 2015 Grant and \$47,000 for Safer 2013 Grant for Volunteer.

a) Public comment

None

11) District Manager Comments

Chief Choate mentioned that we need to have some dates for workshops for Inter-local Agreement between Immokalee Fire Control District and North Collier Fire and Rescue. They all agreed on July 31, 2017 at 6pm at Station 30.

Commissioner Brister motioned to approve July 31, 2017 for a Workshop for Inter-local Agreement between Immokalee Fire Control District and North Collier Fire and Rescue and Commissioner Olesky seconded the motion. Motion carries unanimously.

Commissioner Olesky commented on some charges on credit card. Chief Choate and Interim Deputy Chief Cunningham discussed with the board.

12) Concerns of Commissioners

Commissioner Goodnight discussed with the board about Chief Choate buying back 160 hours of his unused Vacation. Chief Choate withdraws his request. He will get an opinion from Lara Donlon.

13) Public Comment; Limited to 3 minutes per person

None

14) Adjourn Meeting at 8:10pm

Next Scheduled Meeting(s):

- **Workshop: July 31, 2017 at 6pm; Immokalee Fire Control Station 30, 502 New Market Road E., Immokalee, FL 34142**
- **Regular Board Meeting: August 17, 2017 at 6pm; Immokalee Fire Control Station 30, 502 New Market Road E., Immokalee, FL 34142**

**Fire Commissioner Meeting
Immokalee Fire Control District
Workshop
July 31, 2017**

These Minutes are a summary of the meeting. Any further information can be obtained by the tape. The minutes will follow the order of the Agenda.

Present Commissioner: Goodnight, Brister, Halman, Keen, Olesky. Chief Michael Choate, Interim Deputy Chief Thomas Cunningham, Alma Valladares, Board Attorney Kenneth Thompson, Union Vice President Cody Rodgers and member of the Union

- 1) Greet Public and Read Public Comment Statement by Commissioner Goodnight
- 2) Call Meeting to Order at 6:09pm by Commissioner Goodnight
- 3) Pledge of Allegiance and Invocation or Moment of Silence by Commissioner Goodnight
- 4) Proof of Publication
- 5) Roll Call / Establish a Quorum by Alma Valladares
- 6) Business of the District
 - A. New Business
 1. Inter-local Agreement between IFCD and NCF&R
Chief Choate discussed the draft Inter-local Agreement with the board
- 7) Public Comment;
2nd Lieutenant Cody Rodgers mentioned that whatever helps the district to pick up the pieces.
- 8) Adjourn Meeting at 7:26pm

Next Scheduled Meeting(s):

- Regular Board Meeting, August 18, 2017, 6pm.; Station 30, 502 E. New Mkt. Road, Immokalee, FL 34142

IMMOKALEE FIRE CONTROL DISTRICT

Profit & Loss Budget vs. Actual

October 1, 2016 through August 9, 2017

	Oct 1, '16 - Aug 9, 17	Budget	\$ Over Budget	% of Budget
Income				
300000 · REVENUE BALANCE FORWARD	0.00	1,705,121.00	-1,705,121.00	0.0%
310000 · NEW REVENUE				
311000 · AD VALOREM TAXES - TOTAL				
311100 · AD VALOREM TAXES	2,992,110.79	2,913,762.00	78,348.79	102.7%
311200 · AD VALOREM TAXES-DEED SALES	0.00	5,000.00	-5,000.00	0.0%
311000 · AD VALOREM TAXES - TOTAL - Other	0.00	0.00	0.00	0.0%
Total 311000 · AD VALOREM TAXES - TOTAL	2,992,110.79	2,918,762.00	73,348.79	102.5%
325100 · SPEC ASSESSMENT - CAPITAL IMPR	0.00	0.00	0.00	0.0%
325200 · NON-AD FIRE ASSESSMENT FEE	0.00	0.00	0.00	0.0%
331200 · FED GRANT - PUBLIC SAFETY				
331201 · PUBLIC SFTY GRANT - SAFER 2011	0.00	0.00	0.00	0.0%
331202 · PUBLIC SFTY GRANT - SAFER 2013	37,629.00	149,387.00	-111,758.00	25.2%
331203 · PUBLIC SFTY GRANT - SAFER 2014	778,282.49	1,037,334.00	-259,051.51	75.0%
331204 · PUBLIC SFTY GRANT - AFG 2015	0.00	229,099.00	-229,099.00	0.0%
331200 · FED GRANT - PUBLIC SAFETY - Other	0.00	0.00	0.00	0.0%
Total 331200 · FED GRANT - PUBLIC SAFETY	815,911.49	1,415,820.00	-599,908.51	57.6%
331900 · OTHER FEDERAL GRANTS	212,844.00	0.00	212,844.00	100.0%
333000 · FED PMT IN LIEU OF TAXES (PILT)				
333100 · FED PILT FARM WKRS VILLAGE	0.00	6,650.00	-6,650.00	0.0%
333200 · FEDERAL PILT OTHER	0.00	0.00	0.00	0.0%
333000 · FED PMT IN LIEU OF TAXES (PILT) - Other	0.00	0.00	0.00	0.0%
Total 333000 · FED PMT IN LIEU OF TAXES (PILT)	0.00	6,650.00	-6,650.00	0.0%
334200 · STATE GRANTS - PUBLIC SFTY				
334201 · STATE GRANT - SHSGP USAR	0.00	0.00	0.00	0.0%
334202 · STATE GRANT - OTHER PUBLIC SFTY	0.00	9,050.00	-9,050.00	0.0%
334200 · STATE GRANTS - PUBLIC SFTY - Other	0.00	0.00	0.00	0.0%
Total 334200 · STATE GRANTS - PUBLIC SFTY	0.00	9,050.00	-9,050.00	0.0%
334900 · STATE GRANT - OTHER GENERAL	0.00	0.00	0.00	0.0%
335180 · HALF-CENT SALES TAX	0.00	0.00	0.00	0.0%
335210 · STATE FIREFIGHTER SUPP COMP.	3,840.00	3,840.00	0.00	100.0%
335290 · STATE SHARING-OTHER PUB SFTY	0.00	0.00	0.00	0.0%
335900 · STATE SHARING - OTHER	0.00	0.00	0.00	0.0%
336000 · STATE PMT IN LIEU OF TAXES	0.00	0.00	0.00	0.0%
337200 · LOCAL GOVT GRANT - PUBLIC SFTY	0.00	0.00	0.00	0.0%
338000 · SHARED REV FR OTHER LOCAL GOV	0.00	0.00	0.00	0.0%
339000 · PILT - OTHER LOCAL GOVERNMENT				
339001 · PILT - SEMINOLE TRIBE CONTRACT	0.00	134,123.00	-134,123.00	0.0%
339002 · PILT - COLLIER COUNTY	0.00	0.00	0.00	0.0%
339003 · PILT - OTHER GOVERNMENT	0.00	0.00	0.00	0.0%
339000 · PILT - OTHER LOCAL GOVERNMENT - Other	0.00	0.00	0.00	0.0%
Total 339000 · PILT - OTHER LOCAL GOVERNMENT	0.00	134,123.00	-134,123.00	0.0%
342200 · SVC CHG - FIRE PROTECTION - AMU	0.00	0.00	0.00	0.0%
342500 · SERVICE CHARGE - INSPECT FEES				
342501 · INSPECTION FEES - IFCD	34,800.09	50,000.00	-15,199.91	69.6%
342502 · PLAN REVIEW FEES	2,484.77	8,000.00	-5,515.23	31.1%
342503 · INSPECTION FEES - New Constr	9,807.12	15,000.00	-5,192.88	65.4%
342504 · PERMIT FEES	0.00	0.00	0.00	0.0%
342500 · SERVICE CHARGE - INSPECT FEES - Other	0.00	0.00	0.00	0.0%
Total 342500 · SERVICE CHARGE - INSPECT FEES	47,091.98	73,000.00	-25,908.02	64.5%
342900 · PUBLIC SAFETY CHARGES & FEES				
342901 · USER FEES - FALSE ALARMS	0.00	3,000.00	-3,000.00	0.0%
342902 · USER FEES - FIRES	0.00	3,500.00	-3,500.00	0.0%
342903 · USER FEES - EMERGENCY SVCS	0.00	8,775.00	-8,775.00	0.0%
342900 · PUBLIC SAFETY CHARGES & FEES - Other	0.00	0.00	0.00	0.0%
Total 342900 · PUBLIC SAFETY CHARGES & FEES	0.00	15,275.00	-15,275.00	0.0%
347400 · SPECIAL EVENT FEES	0.00	0.00	0.00	0.0%
351300 · FINES & JUDGMENTS - COUNTY CRT	0.00	0.00	0.00	0.0%
354000 · FINES-LOCAL ORDINANCE VIOL	0.00	0.00	0.00	0.0%
361100 · INTEREST INCOME	7,768.85	8,000.00	-231.35	97.1%

IMMOKALEE FIRE CONTROL DISTRICT

Profit & Loss Budget vs. Actual

08/09/17

Accrual Basis

October 1, 2016 through August 9, 2017

	Oct 1, '16 - Aug 9, 17	Budget	\$ Over Budget	% of Budget
362000 · RENTS & ROYALTIES INCOME				
362001 · RENT - STATION 31 - CCEMS	6,120.73	5,748.00	372.73	106.5%
362002 · RENT - STATION 30 - OTHER 1	0.00	0.00	0.00	0.0%
362003 · RENT - STATION 30 - OTHER 2	0.00	0.00	0.00	0.0%
362900 · RENT - OTHER	0.00	0.00	0.00	0.0%
362000 · RENTS & ROYALTIES INCOME - Other	0.00	0.00	0.00	0.0%
Total 362000 · RENTS & ROYALTIES INCOME	6,120.73	5,748.00	372.73	106.5%
364000 · DISPOSITION OF FIXED ASSETS	0.00	10,500.00	-10,500.00	0.0%
365000 · SALE OF SURPLUS MATERIALS	0.00	2,500.00	-2,500.00	0.0%
366000 · DONATIONS RECEIVED	0.00	100.00	-100.00	0.0%
369300 · SETTLEMENTS	0.00	0.00	0.00	0.0%
369900 · OTHER MISCELLANEOUS REVENUE				
369901 · RETIREE HEALTH INS REIMB	6,179.40	7,109.00	-929.60	86.9%
369902 · OTHER MISC REVENUE	34,336.67	8,000.00	26,336.67	429.2%
369900 · OTHER MISCELLANEOUS REVENUE - Other	600.64	0.00	600.64	100.0%
Total 369900 · OTHER MISCELLANEOUS REVENUE	41,116.71	15,109.00	26,007.71	272.1%
382000 · CONTRIB FR ENTERPRISE OPS	0.00	0.00	0.00	0.0%
310000 · NEW REVENUE - Other	0.00	0.00	0.00	0.0%
Total 310000 · NEW REVENUE	4,126,804.35	4,618,477.00	-491,672.65	89.4%
Total Income	4,126,804.35	6,323,598.00	-2,196,793.65	65.3%
Expense				
510000 · PERSONNEL COST				
511000 · SALARIES - ELECTED OFFICIALS	0.00	0.00	0.00	0.0%
512000 · SALARIES REGULAR TOTAL				
512100 · SALARIES - OPS & SURPRESSION	858,260.15	916,350.00	-58,089.85	93.7%
512200 · SALARIES - INSPECTIONS	37,674.31	62,696.00	-25,021.69	60.1%
512300 · SALARIES - FY 2013 SAFER - Vol	42,859.97	44,139.00	-1,279.03	97.1%
512400 · SALARIES - FY 2014 SAFER	439,660.19	654,490.00	-214,829.81	67.2%
512000 · SALARIES REGULAR TOTAL - Other	0.00	0.00	0.00	0.0%
Total 512000 · SALARIES REGULAR TOTAL	1,378,454.62	1,677,675.00	-299,220.38	82.2%
513100 · SALARIES PART-TIME TOTAL				
513110 · SALARIES-PART-TIME-OPS & SUPR	37,383.57	41,783.00	-4,399.43	89.5%
513120 · SALARIES - PART-TIME - INSPECT	0.00	16,000.00	-16,000.00	0.0%
513100 · SALARIES PART-TIME TOTAL - Other	0.00	0.00	0.00	0.0%
Total 513100 · SALARIES PART-TIME TOTAL	37,383.57	57,783.00	-20,399.43	64.7%
513200 · SEPARATION PAY				
513210 · SEPARATION PAY - OPS & SUP	0.00	0.00	0.00	0.0%
513220 · SEPARATION - INSPECTIONS	0.00	0.00	0.00	0.0%
513200 · SEPARATION PAY - Other	0.00	0.00	0.00	0.0%
Total 513200 · SEPARATION PAY	0.00	0.00	0.00	0.0%
513300 · EMPLOYEE BONUSES				
513310 · EMPLOYEE BONUSES - OPS & SUP	0.00	0.00	0.00	0.0%
513320 · EMPLOYEE BONUSES - INSPECTS	0.00	0.00	0.00	0.0%
513330 · EMP BONUSES - FY 2013 SAFER	0.00	0.00	0.00	0.0%
513340 · EMP BONUSES - FY 2014 SAFER	0.00	0.00	0.00	0.0%
513300 · EMPLOYEE BONUSES - Other	0.00	0.00	0.00	0.0%
Total 513300 · EMPLOYEE BONUSES	0.00	0.00	0.00	0.0%
514100 · OVER TIME PAY - TOTAL				
514110 · OVER TIME PAY - REGULAR	99,918.17	71,903.00	28,015.17	139.0%
514120 · OVER TIME PAY - INSPECTIONS	1,202.46	16,241.00	-15,038.54	7.4%
514140 · OVERTIME TIME- SAFER 2014 GRANT	26,949.54	7,635.00	19,314.54	353.0%
514100 · OVER TIME PAY - TOTAL - Other	0.00	0.00	0.00	0.0%
Total 514100 · OVER TIME PAY - TOTAL	128,070.17	95,779.00	32,291.17	133.7%
514200 · OVER TIME PAY - FLSA - TOTAL				
514210 · OVER TIME PAY - FLSA - REG	30,786.87	33,807.00	-3,020.13	91.1%
514220 · OVER TIME PAY - FLSA - INSP	0.00	0.00	0.00	0.0%
514230 · OT PAY-FLSA-2013 SAFER- Vol	0.00	0.00	0.00	0.0%
514240 · OT PAY - FLSA - 2014 SAFER	43,391.12	40,906.00	2,485.12	106.1%
514200 · OVER TIME PAY - FLSA - TOTAL - Other	0.00	0.00	0.00	0.0%
Total 514200 · OVER TIME PAY - FLSA - TOTAL	74,177.99	74,713.00	-535.01	99.3%

IMMOKALEE FIRE CONTROL DISTRICT

Profit & Loss Budget vs. Actual

08/09/17

Accrual Basis

October 1, 2016 through August 9, 2017

	Oct 1, '16 - Aug 9, 17	Budget	\$ Over Budget	% of Budget
515100 · INCENTIVE PAY TOTAL				
515110 · INCENTIVE PAY - REGULAR	279.16	122,090.00	-121,810.84	0.2%
515120 · INCENTIVE PAY - INSPECTIONS	0.00	4,500.00	-4,500.00	0.0%
515130 · INCENT PAY-FY 2013 SAFER-Vol	0.00	7,500.00	-7,500.00	0.0%
515140 · INCENTIVE PAY - FY 2014 SAFER	0.00	67,750.00	-67,750.00	0.0%
515100 · INCENTIVE PAY TOTAL - Other	0.00	0.00	0.00	0.0%
Total 515100 · INCENTIVE PAY TOTAL	279.16	201,840.00	-201,560.84	0.1%
515200 · HOLIDAY PAY TOTAL				
515210 · HOLIDAY PAY - REGULAR	34,615.73	37,855.00	-3,239.27	91.4%
515220 · HOLIDAY PAY - INSPECTIONS	2,522.91	4,806.00	-2,283.09	52.5%
515230 · HOLIDAY PAY-FY 2013 SAFER - Vol	1,902.97	2,261.00	-378.03	83.4%
515240 · HOLIDAY PAY - FY 2014 SAFER	8,258.74	20,843.00	-12,584.26	39.6%
515200 · HOLIDAY PAY TOTAL - Other	0.00	0.00	0.00	0.0%
Total 515200 · HOLIDAY PAY TOTAL	47,300.35	65,785.00	-18,484.65	71.9%
515300 · TOTAL STATE SUPP COMP				
515310 · STATE SUPP COMP- REGULAR	1,264.67	0.00	1,264.67	100.0%
515320 · STATE SUPP COMP- INSPECTIONS	0.00	0.00	0.00	0.0%
515330 · STATE SUPP COMP- SAFER GRANT 13	300.04	0.00	300.04	100.0%
515300 · TOTAL STATE SUPP COMP - Other	0.00	0.00	0.00	0.0%
Total 515300 · TOTAL STATE SUPP COMP	1,564.71	0.00	1,564.71	100.0%
516000 · VACATION SELL BACK TOTAL				
516100 · VACATION SELL BACK - REGULAR	7,838.26	7,074.00	764.26	110.8%
516200 · VACATION SELL BACK - INSPECTS	0.00	1,939.00	-1,939.00	0.0%
516000 · VACATION SELL BACK TOTAL - Other	0.00	0.00	0.00	0.0%
Total 516000 · VACATION SELL BACK TOTAL	7,838.26	9,013.00	-1,174.74	87.0%
517000 · SICK LEAVE SELL BACK TOTAL				
517100 · SICK LEAVE SELL BACK - REG	52,940.66	4,882.00	48,058.66	1,084.4%
517200 · SICK LV SELL BACK - INSPECTS	0.00	554.00	-554.00	0.0%
517000 · SICK LEAVE SELL BACK TOTAL - Other	0.00	0.00	0.00	0.0%
Total 517000 · SICK LEAVE SELL BACK TOTAL	52,940.66	5,436.00	47,504.66	973.9%
521000 · FICA (SOC SEC/MEDICARE) TOTAL				
521100 · FICA - REGULAR	24,646.35	89,987.00	-65,340.65	27.4%
521200 · FICA - INSPECTIONS	1,347.47	7,975.00	-6,627.53	16.9%
521300 · FICA - FY 2013 SAFER - Vol	968.96	4,125.00	-3,156.04	23.5%
521400 · FICA - FY 2014 SAFER	13,100.94	48,031.00	-34,930.06	27.3%
521000 · FICA (SOC SEC/MEDICARE) TOTAL - Other	0.00	0.00	0.00	0.0%
Total 521000 · FICA (SOC SEC/MEDICARE) TOTAL	40,063.72	150,118.00	-110,054.28	26.7%
522000 · RETIREMENT TOTAL				
522100 · RETIREMENT - REGULAR	-11,729.83	250,173.00	-261,902.83	-4.7%
522200 · RETIREMENT - INSPECTIONS	-554.04	20,053.00	-20,607.04	-2.8%
522300 · RETIREMENT - FY 2013 SAFER - Vol	-379.95	12,253.00	-12,632.95	-3.1%
522400 · RETIREMENT - FY 2014 SAFER	-5,199.15	142,679.00	-147,878.15	-3.6%
522000 · RETIREMENT TOTAL - Other	425,078.94	0.00	425,078.94	100.0%
Total 522000 · RETIREMENT TOTAL	407,216.17	425,158.00	-17,941.83	95.8%
523000 · GROUP INSURANCE				
523100 · HEALTH INSURANCE				
523110 · Regular	253,723.16	364,663.00	-110,939.84	69.8%
523120 · Inspections	7,419.11	14,901.00	-7,481.89	49.8%
523130 · FY 2013 SAFER	30,654.93	19,114.00	11,540.93	160.4%
523140 · FY 2014 SAFER	139,761.19	171,715.00	-31,953.81	81.4%
523150 · AFLAC INSURANCE	-5,107.35	0.00	-5,107.35	100.0%
523100 · HEALTH INSURANCE - Other	0.00	0.00	0.00	0.0%
Total 523100 · HEALTH INSURANCE	426,451.04	570,393.00	-143,941.96	74.8%
523200 · DENTAL INSURANCE				
523210 · Regular	15,546.50	18,374.00	-2,827.50	84.6%
523220 · Inspections	655.55	722.00	-66.45	90.8%
523230 · FY 2013 SAFER	1,085.60	1,303.00	-217.40	83.3%
523240 · FY 2014 SAFER	9,017.63	10,506.00	-1,488.37	85.8%
523200 · DENTAL INSURANCE - Other	0.00	0.00	0.00	0.0%
Total 523200 · DENTAL INSURANCE	26,305.28	30,905.00	-4,599.72	85.1%

IMMOKALEE FIRE CONTROL DISTRICT

Profit & Loss Budget vs. Actual

October 1, 2016 through August 9, 2017

	Oct 1, '16 - Aug 9, 17	Budget	\$ Over Budget	% of Budget
523300 · VISION INSURANCE				
523310 · Regular	3,993.67	4,727.00	-733.33	84.5%
523320 · Inspections	168.70	188.00	-19.30	89.7%
523330 · FY 2013 SAFER	279.10	335.00	-55.90	83.3%
523340 · FY 2014 SAFER	2,342.74	2,688.00	-345.26	87.2%
523300 · VISION INSURANCE - Other	0.00	0.00	0.00	0.0%
Total 523300 · VISION INSURANCE	6,784.21	7,938.00	-1,153.79	85.5%
523400 · LIFE INSURANCE				
523410 · Regular	1,724.20	2,190.00	-465.80	78.7%
523420 · Inspections	54.21	122.00	-67.79	44.4%
523430 · FY 2013 SAFER	101.40	122.00	-20.60	83.1%
523440 · FY 2014 SAFER	1,622.40	1,825.00	-202.60	88.9%
523400 · LIFE INSURANCE - Other	0.00	0.00	0.00	0.0%
Total 523400 · LIFE INSURANCE	3,502.21	4,259.00	-756.79	82.2%
523500 · AD&D INSURANCE				
523510 · Regular	611.40	6,434.00	-5,822.60	9.5%
523520 · Inspections	20.15	199.00	-178.85	10.1%
523530 · FY 2013 SAFER	36.00	199.00	-163.00	18.1%
523540 · FY 2014 SAFER	576.00	2,982.00	-2,406.00	19.3%
523500 · AD&D INSURANCE - Other	0.00	0.00	0.00	0.0%
Total 523500 · AD&D INSURANCE	1,243.55	9,814.00	-8,570.45	12.7%
523000 · GROUP INSURANCE - Other	0.00	0.00	0.00	0.0%
Total 523000 · GROUP INSURANCE	464,286.29	623,309.00	-159,022.71	74.5%
524000 · WORKERS' COMP TOTAL				
524100 · WKRS' COMP - REGULAR	58,248.99	68,864.00	-10,615.01	84.6%
524200 · WKRS' COMP - INSPECTIONS	0.00	3,282.00	-3,282.00	0.0%
524300 · WKRS' COMP - 2013 SAFER - VOL	0.00	2,459.00	-2,459.00	0.0%
524400 · WKRS' COMP - FY 2014 SAFER	-399.98	28,653.00	-29,052.98	-1.4%
524000 · WORKERS' COMP TOTAL - Other	0.00	0.00	0.00	0.0%
Total 524000 · WORKERS' COMP TOTAL	57,849.01	103,258.00	-45,408.99	56.0%
525000 · UNEMPLOYMENT TOTAL				
525100 · UNEMPLOYMENT - REGULAR	8,341.11	0.00	8,341.11	100.0%
525200 · UNEMPLOYMENT - INSPECTIONS	0.00	0.00	0.00	0.0%
525300 · UNEMP - FY 2013 SAFER - VOL	0.00	0.00	0.00	0.0%
525400 · UNEMPLOYMENT - FY 2014 SAFER	0.00	0.00	0.00	0.0%
525000 · UNEMPLOYMENT TOTAL - Other	0.00	0.00	0.00	0.0%
Total 525000 · UNEMPLOYMENT TOTAL	8,341.11	0.00	8,341.11	100.0%
510000 · PERSONNEL COST - Other	0.00	0.00	0.00	0.0%
Total 510000 · PERSONNEL COST	2,705,765.79	3,489,867.00	-784,101.21	77.5%
530000 · OPERATING EXPENDITURES				
531100 · EMPLOYEE PHYSICALS TOTAL				
531110 · EMPLOYEE PHYSICALS - REGULAR	1,877.75	4,800.00	-2,922.25	39.1%
531120 · EMPLOYEE PHYSICALS - INSPECTS	32.25	200.00	-167.75	16.1%
531130 · EMP PHYS - FY 2013 SAFER - VOL	4,037.00	10,000.00	-5,963.00	40.4%
531140 · EMP PHYSICALS - FY 2014 SAFER	580.50	960.00	-379.50	60.5%
531100 · EMPLOYEE PHYSICALS TOTAL - Other	0.00	0.00	0.00	0.0%
Total 531100 · EMPLOYEE PHYSICALS TOTAL	6,527.50	15,960.00	-9,432.50	40.9%
531200 · LEGAL FEES				
531210 · LEGAL FEES - GENERAL COUNSEL	12,900.00	13,200.00	-300.00	97.7%
531220 · LEGAL FEES - LABOR ATTORNEY	16,322.18	6,000.00	10,322.18	272.0%
531200 · LEGAL FEES - Other	0.00	0.00	0.00	0.0%
Total 531200 · LEGAL FEES	29,222.18	19,200.00	10,022.18	152.2%
531310 · PROPERTY APPRAISER	19,602.90	30,671.00	-11,068.10	63.9%
531320 · TAX COLLECTOR	49,992.37	61,342.00	-11,349.63	81.5%

IMMOKALEE FIRE CONTROL DISTRICT
Profit & Loss Budget vs. Actual
 October 1, 2016 through August 9, 2017

	Oct 1, '16 - Aug 9, 17	Budget	\$ Over Budget	% of Budget
531400 - PROFESSIONAL SERVICES				
531410 - Bank Service Charges	431.12	180.00	251.12	239.5%
531421 - IT Consultant (TeamLogic IT)	1,582.50	5,250.00	-3,667.50	30.1%
531422 - Smarsh Web Archiving Service	1,396.70	1,650.00	-253.30	84.6%
531430 - Background Investigations	453.50	1,500.00	-1,046.50	30.2%
531440 - ACA IRS Reporting - Adm Amer	945.00	540.00	405.00	175.0%
531451 - Quickbooks Software	0.00	94.00	-94.00	0.0%
531452 - FireHouse RMS	7,029.00	7,030.00	-1.00	100.0%
531453 - Target Sol Training Platform	4,705.00	6,120.00	-1,415.00	76.9%
531454 - MobileEyes Inspection Software	2,837.00	2,750.00	87.00	103.2%
531455 - NFPA Fire Code Subscription	0.00	1,305.00	-1,305.00	0.0%
531456 - PlanIt Fire Software	1,485.00	0.00	1,485.00	100.0%
531400 - PROFESSIONAL SERVICES - Other	0.00	0.00	0.00	0.0%
Total 531400 - PROFESSIONAL SERVICES	20,864.82	26,419.00	-5,554.18	79.0%
531500 - INSPECTIONS MOU	0.00	0.00	0.00	0.0%
531600 - SERVICES - CONSTR - TOTAL				
531610 - SVCS - CONSTRUCTION - STN 30				
531611 - ARCHITECT - STATION 30	0.00	0.00	0.00	0.0%
531612 - ENGINEER - STATION 30	0.00	0.00	0.00	0.0%
531613 - BUILDER - STATION 30	0.00	0.00	0.00	0.0%
531610 - SVCS - CONSTRUCTION - STN 30 - Other	0.00	0.00	0.00	0.0%
Total 531610 - SVCS - CONSTRUCTION - STN 30	0.00	0.00	0.00	0.0%
531620 - SVCS - CONSTRUCTION - STN 31				
531621 - ARCHITECT - STATION 31	0.00	0.00	0.00	0.0%
531622 - ENGINEER - STATION 31	0.00	0.00	0.00	0.0%
531623 - BUILDER - STATION 31	0.00	0.00	0.00	0.0%
531620 - SVCS - CONSTRUCTION - STN 31 - Other	0.00	0.00	0.00	0.0%
Total 531620 - SVCS - CONSTRUCTION - STN 31	0.00	0.00	0.00	0.0%
531630 - SVCS - CONSTRUCTION - STN 32				
531631 - ARCHITECT - STATION 32	0.00	0.00	0.00	0.0%
531632 - ENGINEER - STATION 32	0.00	0.00	0.00	0.0%
531633 - BUILDER - STATION 32	0.00	0.00	0.00	0.0%
531630 - SVCS - CONSTRUCTION - STN 32 - Other	0.00	0.00	0.00	0.0%
Total 531630 - SVCS - CONSTRUCTION - STN 32	0.00	0.00	0.00	0.0%
531640 - SVCS - CONSTRUCTION - OTHER				
531641 - ARCHITECT - OTHER	0.00	0.00	0.00	0.0%
531642 - ENGINEER - OTHER	0.00	0.00	0.00	0.0%
531643 - BUILDER - OTHER	0.00	0.00	0.00	0.0%
531640 - SVCS - CONSTRUCTION - OTHER - Other	0.00	0.00	0.00	0.0%
Total 531640 - SVCS - CONSTRUCTION - OTHER	0.00	0.00	0.00	0.0%
531600 - SERVICES - CONSTR - TOTAL - Other	0.00	0.00	0.00	0.0%
Total 531600 - SERVICES - CONSTR - TOTAL	0.00	0.00	0.00	0.0%
532100 - AUDIT	42,776.00	35,000.00	7,776.00	122.2%
532200 - ACCOUNTANT	23,722.50	17,700.00	6,022.50	134.0%
534100 - CONTRACT SERVICES - PAYROLL	1,823.50	0.00	1,823.50	100.0%
534200 - CONTRACT SVCS - Logistcs/IT	11,055.00	11,700.00	-645.00	94.5%
534300 - ADMIN MOU	0.00	0.00	0.00	0.0%
534400 - CONSULTANT - FIRE ASSESSMT FEE	0.00	20,000.00	-20,000.00	0.0%
540000 - TRAVEL AND PER DIEM TOTAL				
540100 - TRAVEL AND PER DIEM	3,225.21	3,168.00	57.21	101.8%
540200 - TRAVEL & PER DIEM - FIRE PREV	254.98	1,900.00	-1,645.02	13.4%
540300 - TRAVEL & PER DIEM - ADMIN & BOC	4,165.35	7,480.00	-3,314.65	55.7%
540000 - TRAVEL AND PER DIEM TOTAL - Other	0.00	0.00	0.00	0.0%
Total 540000 - TRAVEL AND PER DIEM TOTAL	7,645.54	12,548.00	-4,902.46	60.9%
541000 - COMMUNICATIONS				
541100 - TELEPHONE / INTERNET				
541110 - Comcast - Station 30	2,892.45	3,685.00	-792.55	78.5%
541120 - Comcast - Station 31	1,385.20	1,675.00	-289.80	82.7%
541130 - Comcast - Station 32	0.00	0.00	0.00	0.0%
541100 - TELEPHONE / INTERNET - Other	280.92	0.00	280.92	100.0%
Total 541100 - TELEPHONE / INTERNET	4,558.57	5,360.00	-801.43	85.0%

IMMOKALEE FIRE CONTROL DISTRICT

Profit & Loss Budget vs. Actual

October 1, 2016 through August 9, 2017

	Oct 1, '16 - Aug 9, 17	Budget	\$ Over Budget	% of Budget
541200 · CABLE TV				
541210 · Direct TV - Station 30	2,040.02	2,328.00	-287.98	87.6%
541220 · Direct TV - Station 31	1,817.64	2,328.00	-510.36	78.1%
541230 · Direct TV - Station 32	0.00	0.00	0.00	0.0%
541200 · CABLE TV - Other	0.00	0.00	0.00	0.0%
Total 541200 · CABLE TV	3,857.66	4,656.00	-798.34	82.9%
541300 · OTHER				
541310 · Other - Station 30	10.57	0.00	10.57	100.0%
541320 · Other - Station 31	104.83	0.00	104.83	100.0%
541330 · Other - Station 32	0.00	0.00	0.00	0.0%
541300 · OTHER - Other	0.00	0.00	0.00	0.0%
Total 541300 · OTHER	115.40	0.00	115.40	100.0%
541400 · VERIZON	4,607.88	5,200.00	-592.12	88.6%
541000 · COMMUNICATIONS - Other	0.00	0.00	0.00	0.0%
Total 541000 · COMMUNICATIONS	13,139.51	15,216.00	-2,076.49	86.4%
542100 · POSTAGE	329.38	750.00	-420.62	43.9%
542200 · SHIPPING	874.72	750.00	124.72	116.6%
543000 · UTILITIES				
543100 · ELECTRICAL POWER				
543110 · LCEC - Station 30	9,012.11	12,900.00	-3,887.89	69.9%
543120 · LCEC - Station 31	3,542.11	4,900.00	-1,357.89	72.3%
543130 · LCEC - Station 32	0.00	0.00	0.00	0.0%
543100 · ELECTRICAL POWER - Other	0.00	0.00	0.00	0.0%
Total 543100 · ELECTRICAL POWER	12,554.22	17,800.00	-5,245.78	70.5%
543200 · WATER/SEWER				
543210 · Water/Sewer - Station 30	1,816.55	2,640.00	-823.45	68.8%
543220 · Water/Sewer - Station 31	1,241.53	1,440.00	-198.47	86.2%
543230 · Water/Sewer - Station 32	0.00	0.00	0.00	0.0%
543200 · WATER/SEWER - Other	0.00	0.00	0.00	0.0%
Total 543200 · WATER/SEWER	3,058.08	4,080.00	-1,021.92	75.0%
543400 · GARBAGE				
543410 · Garbage - Station 30	478.83	357.00	121.83	134.1%
543420 · Garbage - Station 31	478.83	357.00	121.83	134.1%
543430 · Garbage - Station 32	0.00	0.00	0.00	0.0%
543400 · GARBAGE - Other	0.00	0.00	0.00	0.0%
Total 543400 · GARBAGE	957.66	714.00	243.66	134.1%
543000 · UTILITIES - Other	0.00	0.00	0.00	0.0%
Total 543000 · UTILITIES	16,569.96	22,594.00	-6,024.04	73.3%
544000 · RENTALS AND LEASES	0.00	0.00	0.00	0.0%
545000 · LIABILITY INSURANCE	52,015.27	54,974.00	-2,958.73	94.6%
546100 · REPAIR & MAINT VEHICLE				
546110 · R&M VEHICLE - OPS AND ADMIN	71,089.80	60,957.00	10,132.80	116.6%
546180 · R&M VEHICLE - INSPECTIONS	217.22	1,250.00	-1,032.78	17.4%
546100 · REPAIR & MAINT VEHICLE - Other	1,101.63	0.00	1,101.63	100.0%
Total 546100 · REPAIR & MAINT VEHICLE	72,408.65	62,207.00	10,201.65	116.4%
546190 · CONTRACTED SERVICES - MECH	0.00	20,400.00	-20,400.00	0.0%
546200 · REPAIR & MAINT EQUIP				
546201 · R&M F.F. & RESCUE EQUIP	9,746.95	12,000.00	-2,253.05	81.2%
546202 · R&M CASCADE & AIR QUALTEST	1,295.01	2,500.00	-1,204.99	51.8%
546203 · R&M Physio Control AED's	0.00	3,600.00	-3,600.00	0.0%
546204 · R&M BUNKER GEAR	159.43	2,250.00	-2,090.57	7.1%
546250 · R&M OFFICE EQUIPMENT	0.00	1,500.00	-1,500.00	0.0%
546260 · R&M COPY MACHINE	770.50	5,160.00	-4,389.50	14.9%
546270 · R&M COMPUTER	0.00	1,500.00	-1,500.00	0.0%
546280 · R&M COMMUNICATIONS (RADIOS)	1,279.80	1,500.00	-220.20	85.3%
546200 · REPAIR & MAINT EQUIP - Other	13.17	0.00	13.17	100.0%
Total 546200 · REPAIR & MAINT EQUIP	13,264.86	30,010.00	-16,745.14	44.2%

IMMOKALEE FIRE CONTROL DISTRICT

Profit & Loss Budget vs. Actual

October 1, 2016 through August 9, 2017

	Oct 1, '16 - Aug 9, 17	Budget	\$ Over Budget	% of Budget
546300 · REPAIR & MAINT BLDG				
546310 · R&M - BLDG - Station 30	27,294.97	15,000.00	12,294.97	182.0%
546320 · R&M - BLDG - Station 31	2,611.50	5,000.00	-2,388.50	52.2%
546330 · R&M - BLDG - Station 32	71.80	0.00	71.80	100.0%
546300 · REPAIR & MAINT BLDG - Other	0.00	0.00	0.00	0.0%
Total 546300 · REPAIR & MAINT BLDG	29,978.27	20,000.00	9,978.27	149.9%
546400 · REPAIR & MAINT GENERATORS				
546410 · R&M - GENERATORS - STN 30	1,805.28	1,000.00	805.28	180.5%
546420 · R&M - GENERATORS - STN 31	0.00	0.00	0.00	0.0%
546430 · R&M - GENERATORS - STN 32	0.00	0.00	0.00	0.0%
546400 · REPAIR & MAINT GENERATORS - Other	0.00	0.00	0.00	0.0%
Total 546400 · REPAIR & MAINT GENERATORS	1,805.28	1,000.00	805.28	180.5%
546500 · HVAC Maintenance				
546510 · R&M - HVAC - Station 30	11,121.97	535.00	10,586.97	2,078.9%
546520 · R&M - HVAC - Station 31	60.00	535.00	-475.00	11.2%
546530 · R&M - HVAC - Station 32	0.00	0.00	0.00	0.0%
546500 · HVAC Maintenance - Other	0.00	0.00	0.00	0.0%
Total 546500 · HVAC Maintenance	11,181.97	1,070.00	10,111.97	1,045.0%
546600 · PEST CONTROL				
546610 · PEST CONTROL - Station 30	120.00	750.00	-630.00	16.0%
546620 · PEST CONTROL - Station 31	120.00	375.00	-255.00	32.0%
546630 · PEST CONTROL - Station 32	0.00	0.00	0.00	0.0%
546600 · PEST CONTROL - Other	0.00	0.00	0.00	0.0%
Total 546600 · PEST CONTROL	240.00	1,125.00	-885.00	21.3%
546700 · LAWN CARE				
546710 · LAWN CARE - Station 30	622.50	750.00	-127.50	83.0%
546720 · LAWN CARE - Station 31	622.50	750.00	-127.50	83.0%
546730 · LAWN CARE - Station 32	0.00	0.00	0.00	0.0%
546700 · LAWN CARE - Other	0.00	0.00	0.00	0.0%
Total 546700 · LAWN CARE	1,245.00	1,500.00	-255.00	83.0%
547000 · PRINTING AND BINDING	0.00	500.00	-500.00	0.0%
548100 · LEGAL ADVERTISING	2,374.62	4,350.00	-1,975.38	54.6%
548200 · FIRE PREVENTION	0.00	2,000.00	-2,000.00	0.0%
548210 · PUBLIC EDUCATION	3,513.00	3,000.00	513.00	117.1%
548220 · EXPLORER PROGRAM	454.08	3,000.00	-2,545.92	15.1%
549100 · EMPLOYEE	0.00	500.00	-500.00	0.0%
549200 · INTER-DEPARTMENTAL	0.00	500.00	-500.00	0.0%
549300 · MISCELLANEOUS EXPENSE	2,863.64	1,500.00	1,363.64	190.9%
551000 · OFFICE SUPPLIES				
551100 · OFFICE SUPPLIES - GENERAL	3,521.30	3,000.00	521.30	117.4%
551200 · FIRE INSPECTION SUPPLIES	151.46	1,000.00	-848.54	15.1%
551000 · OFFICE SUPPLIES - Other	9.73	0.00	9.73	100.0%
Total 551000 · OFFICE SUPPLIES	3,682.49	4,000.00	-317.51	92.1%
552110 · F.F. RESCUE SUPPLIES	11,740.67	0.00	11,740.67	100.0%
552120 · SUPPLIES - OPERATING	4,554.80	4,000.00	554.80	113.9%
552130 · MINOR EQUIPMENT				
552131 · MINOR EQUIPMENT - OPS & ADMIN	3,520.98	9,000.00	-5,479.02	39.1%
552132 · MINOR EQUIP - INSPECTIONS	350.40	500.00	-149.60	70.1%
552130 · MINOR EQUIPMENT - Other	0.00	0.00	0.00	0.0%
Total 552130 · MINOR EQUIPMENT	3,871.38	9,500.00	-5,628.62	40.8%
552140 · BUNKER GEAR SUPPLIES				
552141 · BNKR GEAR SUPPLIES- OPS & ADM	5,128.31	5,000.00	128.31	102.6%
552142 · BNKR GEAR SUPPLIES - INSPECT	0.00	2,500.00	-2,500.00	0.0%
552143 · BNKR GEAR SUPPLIES - SAFER	1,422.13	15,000.00	-13,577.87	9.5%
552140 · BUNKER GEAR SUPPLIES - Other	0.00	0.00	0.00	0.0%
Total 552140 · BUNKER GEAR SUPPLIES	6,550.44	22,500.00	-15,949.56	29.1%
552150 · STATION (JANITORIAL) SUPPLIES				
552151 · JANITORIAL SUPPLIES - 30	2,628.37	2,250.00	378.37	116.8%
552152 · JANITORIAL SUPPLIES - 31	2,114.84	1,800.00	314.84	117.5%
552153 · JANITORIAL SUPPLIES - 32	123.07	480.00	-356.93	25.6%
552150 · STATION (JANITORIAL) SUPPLIES - Other	0.00	0.00	0.00	0.0%
Total 552150 · STATION (JANITORIAL) SUPPLIES	4,866.28	4,530.00	336.28	107.4%

IMMOKALEE FIRE CONTROL DISTRICT

Profit & Loss Budget vs. Actual

October 1, 2016 through August 9, 2017

	Oct 1, '16 - Aug 9, 17	Budget	\$ Over Budget	% of Budget
552160 - STATION (NON JANITORIAL)				
552161 - NON-JANITORIAL SUPPLIES- 30	829.60	1,000.00	-170.40	83.0%
552162 - NON-JANITORIAL SUPPLIES- 31	165.42	600.00	-434.58	27.6%
552163 - NON-JANITORIAL SUPPLIES- 32	0.00	200.00	-200.00	0.0%
552160 - STATION (NON JANITORIAL) - Other	0.00	0.00	0.00	0.0%
Total 552160 - STATION (NON JANITORIAL)	995.02	1,800.00	-804.98	55.3%
552180 - FUEL & OIL				
552181 - FUEL & OIL - OPERATIONS	38,521.20	39,000.00	-478.80	98.8%
552182 - FUEL & OIL - INSPECTIONS	714.40	2,500.00	-1,785.60	28.6%
552180 - FUEL & OIL - Other	0.00	0.00	0.00	0.0%
Total 552180 - FUEL & OIL	39,235.60	41,500.00	-2,264.40	94.5%
552190 - TIRES & BATTERIES				
552191 - TIRES & BATTERIES - OPS	5,370.09	7,200.00	-1,829.91	74.6%
552192 - TIRES & BATTERIES - INSPECTS	0.00	250.00	-250.00	0.0%
552190 - TIRES & BATTERIES - Other	0.00	0.00	0.00	0.0%
Total 552190 - TIRES & BATTERIES	5,370.09	7,450.00	-2,079.91	72.1%
552200 - UNIFORMS				
552210 - UNIFORMS - OPERATIONS	17,108.35	20,200.00	-3,091.65	84.7%
552220 - UNIFORMS - INSPECTIONS	0.00	400.00	-400.00	0.0%
552230 - UNIFORMS - EXPLORER POST	651.92	2,400.00	-1,748.08	27.2%
552200 - UNIFORMS - Other	0.00	0.00	0.00	0.0%
Total 552200 - UNIFORMS	17,760.27	23,000.00	-5,239.73	77.2%
552300 - PHYS. FITNESS EQUIPMENT	0.00	750.00	-750.00	0.0%
552410 - COMPUTER EQUIPMENT				
552411 - COMPUTER EQUIPMENT - OPS	29,167.20	1,500.00	27,667.20	1,944.5%
552412 - COMPUTER EQUIPMENT - INSP	0.00	750.00	-750.00	0.0%
552410 - COMPUTER EQUIPMENT - Other	0.00	0.00	0.00	0.0%
Total 552410 - COMPUTER EQUIPMENT	29,167.20	2,250.00	26,917.20	1,296.3%
552420 - COMPUTER SOFTWARE & TRAINING				
552421 - COMP SOFTWR & TRAINING - OPS	2,097.00	6,000.00	-3,903.00	35.0%
552422 - COMP SOFTWR & TRAINING - INSP	0.00	1,500.00	-1,500.00	0.0%
552420 - COMPUTER SOFTWARE & TRAINING - Other	0.00	0.00	0.00	0.0%
Total 552420 - COMPUTER SOFTWARE & TRAINING	2,097.00	7,500.00	-5,403.00	28.0%
552430 - COMMUNICATION (RADIO)	0.00	1,500.00	-1,500.00	0.0%
552440 - COMMUNICATION (PHONE)	51.00	1,000.00	-949.00	5.1%
552500 - FURNITURE				
552510 - FURNITURE - STN 30	2,333.03	3,600.00	-1,266.97	64.8%
552520 - FURNITURE - STN 31	0.00	0.00	0.00	0.0%
552530 - FURNITURE - STN 32	443.52	0.00	443.52	100.0%
552540 - FURNITURE - ADMIN	0.00	600.00	-600.00	0.0%
552550 - FURNITURE - FIRE	0.00	0.00	0.00	0.0%
552500 - FURNITURE - Other	0.00	0.00	0.00	0.0%
Total 552500 - FURNITURE	2,776.55	4,200.00	-1,423.45	66.1%
553000 - A/P DISCOUNTS	0.00	0.00	0.00	0.0%
554100 - BOOKS & DUES				
554110 - BOOKS & DUES - OPS/ADMIN	3,042.00	4,450.00	-1,408.00	68.4%
554120 - BOOKS & DUES - INSPECTIONS	160.00	1,000.00	-840.00	16.0%
554100 - BOOKS & DUES - Other	1,579.00	0.00	1,579.00	100.0%
Total 554100 - BOOKS & DUES	4,781.00	5,450.00	-669.00	87.7%
555000 - EDUCATION/TRAINING				
555100 - EDUC/TRAINING - OPS/ADMIN	25,067.84	20,000.00	5,067.84	125.3%
555200 - EDUC/TRAINING - FIRE PREVENTION	160.00	2,000.00	-1,840.00	8.0%
555300 - EDUC/TRAINING-SAFER GRANT-2013	20.00	30,000.00	-29,980.00	0.1%
555400 - EDUC/TRAINING - ADMIN AND BOC	2,558.00	6,300.00	-3,742.00	40.6%
555500 - TRAINING SUPPLIES	2,918.26	4,000.00	-1,081.74	73.0%
555000 - EDUCATION/TRAINING - Other	34.00	0.00	34.00	100.0%
Total 555000 - EDUCATION/TRAINING	30,758.10	62,300.00	-31,541.90	49.4%
559000 - PETC	0.00	0.00	0.00	0.0%
530000 - OPERATING EXPENDITURES - Other	0.00	0.00	0.00	0.0%
Total 530000 - OPERATING EXPENDITURES	603,748.41	700,716.00	-96,967.59	86.2%

IMMOKALEE FIRE CONTROL DISTRICT

Profit & Loss Budget vs. Actual

October 1, 2016 through August 9, 2017

	Oct 1, '16 - Aug 9, 17	Budget	\$ Over Budget	% of Budget
560000 · CAPITAL OUTLAY				
561000 · CAP OUTLAY - LAND	0.00	0.00	0.00	0.0%
562000 · CAP OUTLAY - BUILDINGS	0.00	0.00	0.00	0.0%
563000 · CAP OUTLAY - INFRA - OTHER	0.00	35,000.00	-35,000.00	0.0%
564000 · CAP OUTLAY - MACH & EQUIP				
564100 · CAP OUTLAY - F.F / RESCUE EQUIP				
564110 · CAP OUT-F.F/RESCUE EQUIP - OPS	0.00	0.00	0.00	0.0%
564170 · CAP OUT-F.F/RESCUE EQUIP - USAR	0.00	0.00	0.00	0.0%
564180 · CAP OUT-F.F/RESCUE EQUIP-HazMat	0.00	0.00	0.00	0.0%
564190 · CAP OUT-F.F/RESCUE EQUIP-INSP	0.00	0.00	0.00	0.0%
564100 · CAP OUTLAY - F.F / RESCUE EQUIP - Ot...	474.20	0.00	474.20	100.0%
Total 564100 · CAP OUTLAY - F.F / RESCUE EQUIP	474.20	0.00	474.20	100.0%
564200 · CAP OUTLAY - COMM EQUIP				
564210 · CAP OUTLAY - COMM EQUIP - OPS	0.00	0.00	0.00	0.0%
564270 · CAP OUTLAY - COMM EQUIP - USAR	0.00	0.00	0.00	0.0%
564280 · CAP OUTLAY - COMM EQUIP - Haz-Mat	0.00	0.00	0.00	0.0%
564290 · CAP OUTLAY - COMM EQUIP - INSP	0.00	0.00	0.00	0.0%
564200 · CAP OUTLAY - COMM EQUIP - Other	3,174.00	3,500.00	-326.00	90.7%
Total 564200 · CAP OUTLAY - COMM EQUIP	3,174.00	3,500.00	-326.00	90.7%
564300 · CAP OUTLAY - FURNITURE/OFFICE				
564310 · CAP OUTLAY - FURN - OPS & ADMIN	4,849.87	0.00	4,849.87	100.0%
564390 · CAP OUTLAY - FURN - INSPECT	0.00	0.00	0.00	0.0%
564300 · CAP OUTLAY - FURNITURE/OFFICE - Oth...	0.00	0.00	0.00	0.0%
Total 564300 · CAP OUTLAY - FURNITURE/OFFICE	4,849.87	0.00	4,849.87	100.0%
564400 · CAP OUTLAY - STATION EQUIP				
564410 · STA. EQUIP - OPS/ADMIN - STA 30	0.00	0.00	0.00	0.0%
564420 · STA. EQUIP - OPS/ADMIN - STA 31	0.00	0.00	0.00	0.0%
564430 · STA. EQUIP - OPS/ADMIN - STA 32	0.00	0.00	0.00	0.0%
564470 · STATION EQUIP - SPEC OPS	0.00	0.00	0.00	0.0%
564480 · STATION EQUIP - HAZ-MAT	0.00	0.00	0.00	0.0%
564490 · STATION EQUIP - INSPECTIONS	0.00	0.00	0.00	0.0%
564400 · CAP OUTLAY - STATION EQUIP - Other	0.00	0.00	0.00	0.0%
Total 564400 · CAP OUTLAY - STATION EQUIP	0.00	0.00	0.00	0.0%
564500 · CAP OUTLAY - COMPUTER EQUIP				
564510 · CAP OUT-COMP EQUIP-OPS/ADMIN	4,655.99	0.00	4,655.99	100.0%
564570 · CAP OUT-COMP EQUIP-SPEC OPS	0.00	0.00	0.00	0.0%
564580 · CAP OUT - COMP EQUIP-Haz-Mat	0.00	0.00	0.00	0.0%
564590 · CAP OUT - COMP EQUIP - INSPECT	0.00	0.00	0.00	0.0%
564500 · CAP OUTLAY - COMPUTER EQUIP - Other	0.00	5,500.00	-5,500.00	0.0%
Total 564500 · CAP OUTLAY - COMPUTER EQUIP	4,655.99	5,500.00	-844.01	84.7%
564600 · CAP OUTLAY - VEHICLES				
564610 · CAP OUT-VEHICLES-FIRE APPARATUS	0.00	0.00	0.00	0.0%
564630 · CAP OUTLAY-VEHICLES-SPEC OPS	0.00	0.00	0.00	0.0%
564640 · CAP OUTLAY - VEHICLES - Haz-Mat	0.00	0.00	0.00	0.0%
564650 · CAP OUT-VEHICLES-STAFF-OPS/ADM	0.00	0.00	0.00	0.0%
564690 · CAP OUT-VEHICLES-STAFF-INSPECT	0.00	0.00	0.00	0.0%
564600 · CAP OUTLAY - VEHICLES - Other	0.00	0.00	0.00	0.0%
Total 564600 · CAP OUTLAY - VEHICLES	0.00	0.00	0.00	0.0%
564700 · CAP OUT - EQUIP - FIXED ASSETS				
564710 · CAP OUT- EQUIP - FIXED - OPS	251,375.45	0.00	251,375.45	100.0%
564770 · CAP OUT- EQUIP - FIXED - SP OPS	0.00	0.00	0.00	0.0%
564780 · CAP OUT- EQUIP - FIXED - HAZMAT	0.00	0.00	0.00	0.0%
564790 · CAP OUT- EQUIP - FIXED - INSP	0.00	0.00	0.00	0.0%
564700 · CAP OUT - EQUIP - FIXED ASSETS - Other	0.00	252,008.00	-252,008.00	0.0%
Total 564700 · CAP OUT - EQUIP - FIXED ASSETS	251,375.45	252,008.00	-632.55	99.7%
564800 · CAP OUT- EQUIP, NON-FIXED ASSET				
564810 · CAP OUT- EQUIP, NON-FIXED - OPS	0.00	0.00	0.00	0.0%
564870 · CAP OUT- NON-FIXED-SPEC OPS	0.00	0.00	0.00	0.0%
564880 · CAP OUT- NON-FIXED HAZMAT EQUIP	0.00	0.00	0.00	0.0%
564890 · CAP OUT- NON-FIXED INSP EQUIP	0.00	0.00	0.00	0.0%
564800 · CAP OUT- EQUIP, NON-FIXED ASSET - O...	0.00	0.00	0.00	0.0%
Total 564800 · CAP OUT- EQUIP, NON-FIXED ASSET	0.00	0.00	0.00	0.0%

IMMOKALEE FIRE CONTROL DISTRICT

Profit & Loss Budget vs. Actual

08/09/17

Accrual Basis

October 1, 2016 through August 9, 2017

	Oct 1, '16 - Aug 9, 17	Budget	\$ Over Budget	% of Budget
564000 · CAP OUTLAY - MACH & EQUIP - Other	0.00	0.00	0.00	0.0%
Total 564000 · CAP OUTLAY - MACH & EQUIP	264,529.51	261,008.00	3,521.51	101.3%
565000 · CAP OUTLAY - BLDG CONSTR				
565100 · CAP OUT - BLDG CONSTR - OPS	0.00	0.00	0.00	0.0%
565900 · CAP OUT - BLDG CONSTR - INSP	0.00	0.00	0.00	0.0%
565000 · CAP OUTLAY - BLDG CONSTR - Other	0.00	238,425.00	-238,425.00	0.0%
Total 565000 · CAP OUTLAY - BLDG CONSTR	0.00	238,425.00	-238,425.00	0.0%
568000 · CAP OUTLAY - INTANGIBLE ASSETS				
568100 · CAP OUT - INTANGIBLES - OPS/ADMIN	0.00	0.00	0.00	0.0%
568900 · CAP OUT - INTANGIBLES - INSPECT	0.00	0.00	0.00	0.0%
568000 · CAP OUTLAY - INTANGIBLE ASSETS - Other	0.00	0.00	0.00	0.0%
Total 568000 · CAP OUTLAY - INTANGIBLE ASSETS	0.00	0.00	0.00	0.0%
560000 · CAPITAL OUTLAY - Other	0.00	0.00	0.00	0.0%
Total 560000 · CAPITAL OUTLAY	264,529.51	534,433.00	-269,903.49	49.5%
580000 · GRANTS & AIDS				
581000 · AIDS TO GOVERNMENT AGENCIES	0.00	0.00	0.00	0.0%
582000 · AIDS TO PRIVATE ORGANIZATIONS	0.00	0.00	0.00	0.0%
583000 · OTHER GRANTS AND AIDS	0.00	0.00	0.00	0.0%
580000 · GRANTS & AIDS - Other	0.00	0.00	0.00	0.0%
Total 580000 · GRANTS & AIDS	0.00	0.00	0.00	0.0%
599000 · RESERVES				
599100 · CONTINGENCY UNASSIGNED	0.00	86,574.00	-86,574.00	0.0%
599200 · RESERVE ASSIGNED FOR FLEET	0.00	100,000.00	-100,000.00	0.0%
599300 · RESERVE FOR ACCRUED LIABS	0.00	318,157.00	-318,157.00	0.0%
599400 · RESERVE ASSIGNED FOR DISASTER	0.00	50,000.00	-50,000.00	0.0%
599500 · RESERVE ASSIGNED OPEB GASB	0.00	151,502.00	-151,502.00	0.0%
599600 · RESERVE ASSIGNED 800 RADIOS	0.00	0.00	0.00	0.0%
599700 · RESERVE FOR FY START-UP	0.00	835,794.00	-835,794.00	0.0%
599000 · RESERVES - Other	0.00	0.00	0.00	0.0%
Total 599000 · RESERVES	0.00	1,542,027.00	-1,542,027.00	0.0%
66000 · PAYROLL EXPENSES	105,285.87	0.00	105,285.87	100.0%
66900 · Reconciliation Discrepancies	5,421.72	0.00	5,421.72	100.0%
Total Expense	3,684,751.30	6,267,043.00	-2,582,291.70	58.8%
Net Income	442,053.05	56,555.00	385,498.05	781.6%

**IFCD- IMPACT FUND
Profit & Loss Budget vs. Actual**

October 1, 2018 through August 9, 2017

	Oct 1, '16 - Aug 9, 17	Budget	\$ Over Budget	% of Budget
Income				
284000 · IMPACT FEE CARRYFORWARD				
324100 · IMPACT FEE REVENUE	584,715.28	3,013,880.00	-2,428,964.72	19.4%
381100 · IMPACT FEE INTEREST EARNED	286,125.28	775,000.00	-508,874.74	34.3%
	1,266.84	5,000.00	-3,703.36	25.9%
Total Income	852,137.18	3,793,880.00	-2,941,542.82	22.5%
Cost of Goods Sold				
50000 · Cost of Goods Sold	0.00	0.00	0.00	0.0%
Total COGS	0.00	0.00	0.00	0.0%
Gross Profit	852,137.18	3,793,880.00	-2,941,542.82	22.5%
Expense				
531320 · TAX COLLECTOR COMMISSIONS	6,211.48	11,825.00	-5,413.54	53.4%
531410 · BANK SERVICE CHARGES	0.00	0.00	0.00	0.0%
531600 · CONSTRUCTION - TOTAL				
531610 · CONSTRUCTION - STATION 30				
531611 · ARCHITECTURE - STATION 30	0.00	0.00	0.00	0.0%
531612 · ENGINEERING - STATION 30	2,895.00	0.00	2,895.00	100.0%
531613 · BUILDER - STATION 30	0.00	0.00	0.00	0.0%
531610 · CONSTRUCTION - STATION 30 - Other	0.00	0.00	0.00	0.0%
Total 531610 · CONSTRUCTION - STATION 30	2,895.00	0.00	2,895.00	100.0%
531620 · CONSTRUCTION - STATION 31				
531621 · ARCHITECTURE - STATION 31	0.00	0.00	0.00	0.0%
531622 · ENGINEERING - STATION 31	0.00	0.00	0.00	0.0%
531623 · BUILDER - STATION 31	0.00	0.00	0.00	0.0%
531620 · CONSTRUCTION - STATION 31 - Other	0.00	0.00	0.00	0.0%
Total 531620 · CONSTRUCTION - STATION 31	0.00	0.00	0.00	0.0%
531630 · CONSTRUCTION - STATION 32				
531631 · ARCHITECTURE - STATION 32	0.00	0.00	0.00	0.0%
531632 · ENGINEERING - STATION 32	0.00	0.00	0.00	0.0%
531633 · BUILDER - STATION 32	0.00	0.00	0.00	0.0%
531630 · CONSTRUCTION - STATION 32 - Other	0.00	0.00	0.00	0.0%
Total 531630 · CONSTRUCTION - STATION 32	0.00	0.00	0.00	0.0%
531640 · CONSTRUCTION - OTHER				
531641 · ARCHITECTURE	0.00	0.00	0.00	0.0%
531642 · ENGINEERING	0.00	0.00	0.00	0.0%
531643 · BUILDER	0.00	0.00	0.00	0.0%
531640 · CONSTRUCTION - OTHER - Other	0.00	0.00	0.00	0.0%
Total 531640 · CONSTRUCTION - OTHER	0.00	0.00	0.00	0.0%
531600 · CONSTRUCTION - TOTAL - Other	0.00	0.00	0.00	0.0%
Total 531600 · CONSTRUCTION - TOTAL	2,895.00	0.00	2,895.00	100.0%
548100 · LEGAL ADVERTISING	0.00	0.00	0.00	0.0%
549400 · IMPACT FEE REFUNDS	0.00	0.00	0.00	0.0%
562140 · BUNKER GEAR	18,455.78	15,000.00	3,455.78	123.0%
561000 · LAND	1,500.00	6,000.00	-4,500.00	25.0%
562000 · BUILDINGS (Purchased)	0.00	0.00	0.00	0.0%
563000 · INFRASTRUCTURE - OTHER	0.00	35,000.00	-35,000.00	0.0%
564000 · MACHINERY AND EQUIPMENT - TOTAL	0.00	0.00	0.00	0.0%
564100 · FF/RESCUE EQUIPMENT - TOTAL				
564110 · FF/RESCUE EQUIP - OPS & ADMIN	18,313.33	0.00	18,313.33	100.0%
564170 · FF/RESCUE EQUIPMENT - USAR	0.00	0.00	0.00	0.0%
564180 · FF/RESCUE EQUIPMENT - HAZ-MAT	0.00	0.00	0.00	0.0%
564190 · FF/RESCUE EQUIP - INSPECTIONS	0.00	0.00	0.00	0.0%
564100 · FF/RESCUE EQUIPMENT - TOTAL - Other	0.00	22,500.00	-22,500.00	0.0%
Total 564100 · FF/RESCUE EQUIPMENT - TOTAL	18,313.33	22,500.00	-4,186.67	81.4%
564200 · COMM EQUIP - TOTAL				
564210 · COMM EQUIP - OPS & ADMIN	19,050.00	0.00	19,050.00	100.0%
564270 · COMMUNICATIONS EQUIPMENT - USAR	0.00	0.00	0.00	0.0%
564280 · COMM EQUIP - HAZ-MAT	0.00	0.00	0.00	0.0%
564290 · COMM EQUIP - INSPECTIONS	0.00	0.00	0.00	0.0%
564200 · COMM EQUIP - TOTAL - Other	0.00	38,100.00	-38,100.00	0.0%
Total 564200 · COMM EQUIP - TOTAL	19,050.00	38,100.00	-19,050.00	60.0%
564300 · FURNITURE/OFFICE - TOTAL				
564310 · OFFICE FURN - OPS & ADMIN	0.00	0.00	0.00	0.0%
564390 · FURNITURE/OFFICE - INSPECTIONS	0.00	0.00	0.00	0.0%
564300 · FURNITURE/OFFICE - TOTAL - Other	0.00	0.00	0.00	0.0%
Total 564300 · FURNITURE/OFFICE - TOTAL	0.00	0.00	0.00	0.0%
564400 · STATION EQUIPMENT				
564410 · STA. EQUIP - OPS/ADMIN - STA 30	0.00	0.00	0.00	0.0%
564420 · STA. EQUIP - OPS/ADMIN - STA 31	0.00	0.00	0.00	0.0%
564430 · STA. EQUIP - OPS/ADMIN - STA 32	0.00	0.00	0.00	0.0%
564470 · STATION EQUIP - SPEC OPS	0.00	0.00	0.00	0.0%
564480 · STATION EQUIP - HAZ-MAT	0.00	0.00	0.00	0.0%
564490 · STATION EQUIP - INSPECTIONS	0.00	0.00	0.00	0.0%
564400 · STATION EQUIPMENT - Other	0.00	0.00	0.00	0.0%
Total 564400 · STATION EQUIPMENT	0.00	0.00	0.00	0.0%
564500 · COMPUTER EQUIPMENT - TOTAL				
564510 · COMP EQUIP - OPS & ADMIN	1,318.83	0.00	1,318.83	100.0%
564570 · COMP EQUIP - SPECIAL OPS	0.00	0.00	0.00	0.0%
564580 · COMPUTER EQUIPMENT - HAZ-MAT	0.00	0.00	0.00	0.0%
564590 · COMP EQUIP - INSPECTIONS	0.00	0.00	0.00	0.0%
564500 · COMPUTER EQUIPMENT - TOTAL - Other	0.00	4,700.00	-4,700.00	0.0%
Total 564500 · COMPUTER EQUIPMENT - TOTAL	1,318.83	4,700.00	-3,381.17	28.1%

IFCD- IMPACT FUND
Profit & Loss Budget vs. Actual

October 1, 2016 through August 9, 2017

	Oct 1, '16 - Aug 9, 17	Budget	\$ Over Budget	% of Budget
564600 · VEHICLES - TOTAL				
564610 · VEHICLES - FIRE APPARATUS	0.00	0.00	0.00	0.0%
564630 · VEHICLES - FIRE - SPEC OPS	0.00	0.00	0.00	0.0%
564640 · VEHICLES - FIRE - HAZ-MAT	0.00	0.00	0.00	0.0%
564650 · VEHICLES - STAFF - OPS & ADMIN	0.00	0.00	0.00	0.0%
564690 · VEHICLES - STAFF - INSPECTIONS	0.00	0.00	0.00	0.0%
564600 · VEHICLES - TOTAL - Other	0.00	0.00	0.00	0.0%
Total 564600 · VEHICLES - TOTAL	0.00	465,000.00	-465,000.00	0.0%
564700 · EQUIP - FIXED ASSETS - TOTAL				
564710 · EQUIP-FIXED ASSETS-OPS & ADMIN	0.00	0.00	0.00	0.0%
564770 · EQUIP-FIXED ASSETS-SPECIAL OPS	2,340.00	0.00	2,340.00	100.0%
564780 · EQUIP - FIXED ASSETS - HAZ-MAT	0.00	0.00	0.00	0.0%
564790 · EQUIP-FIXED ASSETS-INSPECTION	0.00	0.00	0.00	0.0%
564700 · EQUIP - FIXED ASSETS - TOTAL - Other	0.00	190,000.00	-190,000.00	0.0%
Total 564700 · EQUIP - FIXED ASSETS - TOTAL	2,340.00	190,000.00	-187,660.00	1.2%
565000 · BUILDING CONSTRUCTION - TOTAL				
565100 · BLDG CONSTRUCTION - OPS & ADMIN	0.00	0.00	0.00	0.0%
565900 · BLDG CONSTRUCTION - INSPECTIONS	0.00	0.00	0.00	0.0%
665000 · BUILDING CONSTRUCTION - TOTAL - Other	0.00	2,571,470.00	-2,571,470.00	0.0%
Total 565000 · BUILDING CONSTRUCTION - TOTAL	0.00	2,571,470.00	-2,571,470.00	0.0%
568000 · INTANGIBLE ASSETS - TOTAL				
568100 · INTANG ASSETS - OPS & ADMIN	0.00	0.00	0.00	0.0%
568900 · INTANGIBLE ASSETS - INSPECTIONS	0.00	0.00	0.00	0.0%
568000 · INTANGIBLE ASSETS - TOTAL - Other	0.00	0.00	0.00	0.0%
Total 568000 · INTANGIBLE ASSETS - TOTAL	0.00	0.00	0.00	0.0%
591000 · INTRA-GOVERNMENTAL TRANSFERS	0.00	0.00	0.00	0.0%
599900 · RESERVE FOR CAPITAL IMPR	0.00	434,285.00	-434,285.00	0.0%
Total Expense	70,084.38	3,793,680.00	-3,723,595.62	1.8%
Net Income	782,052.80	0.00	782,052.80	100.0%



Immokalee Fire Control District

502 New Market Road East, Immokalee, FL. 34142

Michael J. Choate, Fire Chief

BALANCE SHEET BY FUND AUGUST 18, 2017

Money Market Account	\$ 1,990,772.80
Impact Fee Account	\$ 3,808,596.63
Cash/Operating Account	\$ 249,463.98

IMMOKALEE FIRE CONTROL DISTRICT

8/9/2017 4:16 PM

Register: 101000 · FNB CHECKING

From 07/01/2017 through 07/31/2017

Sorted by: Date and Order Entered

Date	Number	Payee	Account	Memo	Payment	C	Deposit	Balance
07/03/2017	ACH	United States Treasury	-split-	59-2198877	18,740.24			50,439.50
07/03/2017	ACH	FL Division of Retire...	223000 · PAYROLL L...		5,814.29			44,625.21
07/03/2017	ACH	FL Division of Retire...	223000 · PAYROLL L...		43,264.18			1,361.03
07/05/2017	ACH	FL Division of Retire...	223000 · PAYROLL L...					1,361.03
07/05/2017	34551	Professional Fire Fig...	223000 · PAYROLL L...	VOID:		X		1,361.03
07/05/2017			102000 · FNB MONE...	Funds Transfer			100,000.00	101,361.03
07/10/2017	34552	Alpha Chemical & Ja...	200000 · ACCOUNTS ...		64.70			101,296.33
07/10/2017	34553	B&L HARDWARE	200000 · ACCOUNTS ...		617.17			100,679.16
07/10/2017	34554	Cardmember Service	200000 · ACCOUNTS ...		5,726.23			94,952.93
07/10/2017	34555	Collier County Prope...	200000 · ACCOUNTS ...		5,528.61			89,424.32
07/10/2017	34556	Communications Int'l...	200000 · ACCOUNTS ...		183.00			89,241.32
07/10/2017	34557	Culligan Water	200000 · ACCOUNTS ...		125.96			89,115.36
07/10/2017	34558	DAVIS OIL CO.,INC.	200000 · ACCOUNTS ...		21.43			89,093.93
07/10/2017	34559	DIRECTV	200000 · ACCOUNTS ...		204.96			88,888.97
07/10/2017	34560	Immokalee Water & ...	200000 · ACCOUNTS ...		101.58			88,787.39
07/10/2017	34561	Jason Burr	200000 · ACCOUNTS ...		1,005.00			87,782.39
07/10/2017	34562	Municipal Emergenc...	200000 · ACCOUNTS ...		1,225.18			86,557.21
07/10/2017	34563	Office Depot	200000 · ACCOUNTS ...		47.74			86,509.47
07/10/2017	34564	P.G.I.T.	200000 · ACCOUNTS ...		6,225.33			80,284.14
07/10/2017	34565	Paul Devan	200000 · ACCOUNTS ...		100.00			80,184.14
07/10/2017	34566	Progressive Waste S...	200000 · ACCOUNTS ...		59.50			80,124.64
07/10/2017	34567	REV Technical Center	200000 · ACCOUNTS ...		1,049.42			79,075.22
07/10/2017	34568	South Florida Emerg...	200000 · ACCOUNTS ...		218.00			78,857.22
07/10/2017	34569	Thomas Cunningham	200000 · ACCOUNTS ...		138.00			78,719.22
07/10/2017	34570	Torcivia, Donlon, Go...	200000 · ACCOUNTS ...		4,062.97			74,656.25
07/10/2017	34571	WEX Bank	200000 · ACCOUNTS ...		3,124.77			71,531.48
07/10/2017			102000 · FNB MONE...	Funds Transfer			200,000.00	271,531.48
07/11/2017	ACH	United States Treasury	-split-	59-2198877	20,540.88			250,990.60
07/14/2017	DD	AGUSTIN RODRIG...	-split-		1,215.97			249,774.63
07/14/2017	DD	ALAN T DAVIS	-split-		2,477.83			247,296.80
07/14/2017	DD	ALEXANDER M IH...	-split-		1,114.59			246,182.21
07/14/2017	DD	ALMA VALLADAR...	-split-		823.81			245,358.40
07/14/2017	DD	ANDRE COTILLA	-split-		1,080.80			244,277.60
07/14/2017	DD	ANDRE R BEAUDE...	-split-		1,133.08			243,144.52
07/14/2017	DD	BEKER ESCALANTE	-split-		1,057.48			242,087.04
07/14/2017	DD	BRIAN E HUGHES	-split-		1,709.43			240,377.61
07/14/2017	DD	BRYANT BRUZOS	-split-		1,156.25			239,221.36
07/14/2017	DD	CHRISTIAN J BAR...	-split-		1,039.08			238,182.28
07/14/2017	DD	CODY A RODGERS	-split-		1,477.41			236,704.87
07/14/2017	DD	DAVID A LEES JR	-split-		1,105.64			235,599.23

IMMOKALEE FIRE CONTROL DISTRICT

8/9/2017 4:16 PM

Register: 101000 · FNB CHECKING

From 07/01/2017 through 07/31/2017

Sorted by: Date and Order Entered

Date	Number	Payee	Account	Memo	Payment C	Deposit	Balance
07/14/2017	DD	DAVID L PATTERS...	-split-		3,120.26		232,478.97
07/14/2017	DD	DEREK A NEUMAN	-split-		1,838.72		230,640.25
07/14/2017	DD	DEREK TRUBIANO	-split-		465.70		230,174.55
07/14/2017	DD	ELJON LAKO	-split-		245.36		229,929.19
07/14/2017	DD	GREGORY R SMITH	-split-		1,540.60		228,388.59
07/14/2017	DD	JAMES A LANGLOIS	-split-		989.45		227,399.14
07/14/2017	DD	JAMES GENET	-split-		936.79		226,462.35
07/14/2017	DD	JAMES L CREWS	-split-		1,942.55		224,519.80
07/14/2017	DD	JAMES P EIDEL	-split-		2,235.23		222,284.57
07/14/2017	DD	JAVIER E BARCELA	-split-		1,678.10		220,606.47
07/14/2017	DD	JESSIE NECOLETT...	-split-		1,074.50		219,531.97
07/14/2017	DD	JOSE ALVARADO	-split-		61.84		219,470.13
07/14/2017	DD	JOSHUA D BAUER	-split-		1,885.50		217,584.63
07/14/2017	DD	JOSUE D GONZAL...	-split-		1,575.99		216,008.64
07/14/2017	DD	JUSTIN K STRICKL...	-split-		1,482.07		214,526.57
07/14/2017	DD	MICHAEL J CHOATE	-split-		3,013.35		211,513.22
07/14/2017	DD	MICHAEL MINNE...	-split-		30.92		211,482.30
07/14/2017	DD	MITCHELL VAN TI...	-split-		1,127.89		210,354.41
07/14/2017	DD	PAUL W DEVAN	-split-		1,707.84		208,646.57
07/14/2017	DD	RAUL DIMAS JR	-split-		3,026.76		205,619.81
07/14/2017	DD	ROBERT C ROOKA...	-split-		1,171.81		204,448.00
07/14/2017	DD	ROBERTO MENDO...	-split-		2,780.23		201,667.77
07/14/2017	DD	THOMAS J MANNI...	-split-		1,417.48		200,250.29
07/14/2017	DD	THOMAS K CUNNI...	-split-		2,288.53		197,961.76
07/14/2017	DD	TIFFANY N MEND...	-split-		640.55		197,321.21
07/14/2017	DD	TYLER C KARCHER	-split-		1,057.48		196,263.73
07/14/2017	DD	WINSTON C SUM...	-split-		1,916.50		194,347.23
07/15/2017	34598	Alpha Chemical & Ja...	200000 · ACCOUNTS ...	Janitorial Supp...	169.60		194,177.63
07/15/2017	34599	ARC Acquisition Inc	200000 · ACCOUNTS ...	Computer Equi...	28,669.50		165,508.13
07/15/2017	34600	Auto Zone Inc.	200000 · ACCOUNTS ...	R&M Bldg	3.89		165,504.24
07/15/2017	34601	B-Hive Flowers	200000 · ACCOUNTS ...	MISC	123.50		165,380.74
07/15/2017	34602	Cox Air Conditionin...	200000 · ACCOUNTS ...	R&M Bldg	519.00		164,861.74
07/15/2017	34603	DIRECTV	200000 · ACCOUNTS ...		412.92		164,448.82
07/15/2017	34604	Grainger	200000 · ACCOUNTS ...		445.81		164,003.01
07/15/2017	34605	Immokalee Water & ...	200000 · ACCOUNTS ...		101.58		163,901.43
07/15/2017	34606	John McMahon	200000 · ACCOUNTS ...		1,000.00		162,901.43
07/15/2017	34607	Kenneth K. Thompso...	200000 · ACCOUNTS ...		1,100.00		161,801.43
07/15/2017	34608	Labelle CPA	200000 · ACCOUNTS ...		892.50		160,908.93
07/15/2017	34609	Larocco Locksmiths	200000 · ACCOUNTS ...		215.00		160,693.93
07/15/2017	34610	Lee County Electric ...	200000 · ACCOUNTS ...		441.30		160,252.63

IMMOKALEE FIRE CONTROL DISTRICT

8/9/2017 4:16 PM

Register: 101000 · FNB CHECKING

From 07/01/2017 through 07/31/2017

Sorted by: Date and Order Entered

Date	Number	Payee	Account	Memo	Payment	C	Deposit	Balance
07/15/2017	34611	Municipal Emergenc...	200000 · ACCOUNTS ...		466.70			159,785.93
07/15/2017	34612	Overhead Door Co of...	200000 · ACCOUNTS ...		140.00			159,645.93
07/15/2017	34613	Principal Life Insura...	200000 · ACCOUNTS ...		3,879.31			155,766.62
07/15/2017	34614	Red Wing Store - Na...	200000 · ACCOUNTS ...		108.00			155,658.62
07/15/2017	34615	Toy's Auto Repair	200000 · ACCOUNTS ...		255.74			155,402.88
07/15/2017	34616	Waste Connections o...	200000 · ACCOUNTS ...		829.25			154,573.63
07/20/2017	34572	Alpha Chemical & Ja...	200000 · ACCOUNTS ...		120.19			154,453.44
07/20/2017	34573	Comcast	200000 · ACCOUNTS ...		483.70			153,969.74
07/20/2017	34574	Cummins Power South	200000 · ACCOUNTS ...		4,321.60			149,648.14
07/20/2017	34575	Fisher Scientific	200000 · ACCOUNTS ...	Order # W7178...	40.65			149,607.49
07/20/2017	34576	Grounds Force P.M.	200000 · ACCOUNTS ...		125.00			149,482.49
07/20/2017	34577	Hawkeye Sign Co	200000 · ACCOUNTS ...		955.00			148,527.49
07/20/2017	34578	Immokalee Water & ...	200000 · ACCOUNTS ...		211.44			148,316.05
07/20/2017	34579	John Collins Auto Pa...	200000 · ACCOUNTS ...		714.15			147,601.90
07/20/2017	34580	Konica Minolta Busi...	200000 · ACCOUNTS ...		56.70			147,545.20
07/20/2017	34581	Lee County Electric ...	200000 · ACCOUNTS ...		1,041.95			146,503.25
07/20/2017	34582	Municipal Emergenc...	200000 · ACCOUNTS ...		946.46			145,556.79
07/20/2017	34583	Naples Daily News	200000 · ACCOUNTS ...		76.52			145,480.27
07/20/2017	34584	NCH Education Dept	200000 · ACCOUNTS ...		15.00			145,465.27
07/20/2017	34585	Office Depot	200000 · ACCOUNTS ...		56.98			145,408.29
07/20/2017	34586	Onis Cameron	200000 · ACCOUNTS ...		480.00			144,928.29
07/20/2017	34587	Professional Fire Fig...	200000 · ACCOUNTS ...	VOID:		X		144,928.29
07/20/2017	34588	Red Wing Store - Na...	200000 · ACCOUNTS ...		108.00			144,820.29
07/20/2017	34589	REV Technical Center	200000 · ACCOUNTS ...		142.60			144,677.69
07/20/2017	34590	Robert Rookard	200000 · ACCOUNTS ...		363.00			144,314.69
07/20/2017	34591	Smarsh Inc.	200000 · ACCOUNTS ...		170.00			144,144.69
07/20/2017	34592	Tamiami Ford	200000 · ACCOUNTS ...		36.50			144,108.19
07/20/2017	34593	TeamLogic IT	200000 · ACCOUNTS ...		147.00			143,961.19
07/20/2017	34594	Tuscan & Company, ...	200000 · ACCOUNTS ...		30,341.00			113,620.19
07/20/2017	34595	UPS	200000 · ACCOUNTS ...		30.11			113,590.08
07/20/2017	34596	Verizon	200000 · ACCOUNTS ...		422.43			113,167.65
07/20/2017	34597	Zoological Pest Cont...	200000 · ACCOUNTS ...		120.00			113,047.65
07/28/2017	DD	AGUSTIN RODRIG...	-split-		1,104.28			111,943.37
07/28/2017	DD	ALEXANDER M IH...	-split-		1,145.03			110,798.34
07/28/2017	DD	ALMA VALLADAR...	-split-		859.28			109,939.06
07/28/2017	DD	ANDRE ÇOTILLA	-split-		980.14			108,958.92
07/28/2017	DD	ANDRE R BEAUDE...	-split-		1,122.61			107,836.31
07/28/2017	DD	BEKER ESCALANTE	-split-		990.72			106,845.59
07/28/2017	DD	BRIAN E HUGHES	-split-		1,694.20			105,151.39
07/28/2017	DD	BRYANT BRUZOS	-split-		1,049.34			104,102.05

IMMOKALEE FIRE CONTROL DISTRICT

8/9/2017 4:16 PM

Register: 101000 · FNB CHECKING

From 07/01/2017 through 07/31/2017

Sorted by: Date and Order Entered

Date	Number	Payee	Account	Memo	Payment C	Deposit	Balance
07/28/2017	DD	CHRISTIAN J BAR...	-split-		1,066.48		103,035.57
07/28/2017	DD	CODY A RODGERS	-split-		1,895.10		101,140.47
07/28/2017	DD	DAVID A LEES JR	-split-		1,036.15		100,104.32
07/28/2017	DD	DAVID L PATTERS...	-split-		3,532.69		96,571.63
07/28/2017	DD	DEREK A NEUMAN	-split-		2,195.50		94,376.13
07/28/2017	DD	DEREK TRUBIANO	-split-		465.70		93,910.43
07/28/2017	DD	ALAN T DAVIS	-split-		1,820.62		92,089.81
07/28/2017	DD	ELJON LAKO	-split-		465.69		91,624.12
07/28/2017	DD	GREGORY R SMITH	-split-		1,662.75		89,961.37
07/28/2017	DD	JAMES A LANGLOIS	-split-		895.00		89,066.37
07/28/2017	DD	JAMES GENET	-split-		468.69		88,597.68
07/28/2017	DD	JAMES L CREWS	-split-		1,505.97		87,091.71
07/28/2017	DD	JAMES P EIDEL	-split-		1,424.93		85,666.78
07/28/2017	DD	JAVIER E BARCELA	-split-		1,531.81		84,134.97
07/28/2017	DD	JESSIE NECOLETT...	-split-		980.06		83,154.91
07/28/2017	DD	JOSE ALVARADO	-split-		82.44		83,072.47
07/28/2017	DD	JOSHUA D BAUER	-split-		2,349.85		80,722.62
07/28/2017	DD	JOSUE D GONZAL...	-split-		2,109.33		78,613.29
07/28/2017	DD	JUSTIN K STRICKL...	-split-		1,356.75		77,256.54
07/28/2017	DD	MICHAEL J CHOATE	-split-		3,196.76		74,059.78
07/28/2017	DD	MICHAEL MINNE...	-split-		229.35		73,830.43
07/28/2017	DD	MITCHELL VAN TI...	-split-		1,101.97		72,728.46
07/28/2017	DD	PAUL W DEVAN	-split-		1,707.84		71,020.62
07/28/2017	DD	RAUL DIMAS JR	-split-		2,436.91		68,583.71
07/28/2017	DD	ROBERT C ROOKA...	-split-		1,207.10		67,376.61
07/28/2017	DD	ROBERTO MENDO...	-split-		2,090.81		65,285.80
07/28/2017	DD	THOMAS J MANNI...	-split-		1,302.31		63,983.49
07/28/2017	DD	THOMAS K CUNNI...	-split-		2,260.88		61,722.61
07/28/2017	DD	TIFFANY N MEND...	-split-		91.43		61,631.18
07/28/2017	DD	TYLER C KARCHER	-split-		963.05		60,668.13
07/28/2017	DD	WINSTON C SUM...	-split-		1,735.49		58,932.64

IMMOKALEE FIRE CONTROL DISTRICT
Reconciliation Summary
101000 · FNB CHECKING, Period Ending 07/31/2017

	Jul 31, 17
Beginning Balance	194,947.04
Cleared Transactions	
Checks and Payments - 152 items	-403,740.63
Deposits and Credits - 9 items	300,000.00
Total Cleared Transactions	-103,740.63
Cleared Balance	91,206.41
Uncleared Transactions	
Checks and Payments - 45 items	-77,925.75
Deposits and Credits - 7 items	3,148.03
Total Uncleared Transactions	-74,777.72
Register Balance as of 07/31/2017	16,428.69
New Transactions	
Checks and Payments - 54 items	-128,850.30
Deposits and Credits - 1 item	200,000.00
Total New Transactions	71,149.70
Ending Balance	87,578.39

Rjw 8/11/17
MC

IMMOKALEE FIRE CONTROL DISTRICT
Reconciliation Detail
101000 - FNB CHECKING, Period Ending 07/31/2017

Type	Date	Num	Name	Clr	Amount	Balance
Paycheck	07/14/2017	DD	BRIAN E HUGHES	X	-1,709.43	-225,431.14
Paycheck	07/14/2017	DD	PAUL W DEVAN	X	-1,707.84	-227,138.98
Paycheck	07/14/2017	DD	JAVIER E BARCELA	X	-1,678.10	-228,817.08
Paycheck	07/14/2017	DD	JOSUE D GONZALEZ	X	-1,575.99	-230,393.07
Paycheck	07/14/2017	DD	GREGORY R SMITH	X	-1,540.60	-231,933.67
Paycheck	07/14/2017	DD	JUSTIN K STRICKL...	X	-1,482.07	-233,415.74
Paycheck	07/14/2017	DD	CODY A RODGERS	X	-1,477.41	-234,893.15
Paycheck	07/14/2017	DD	THOMAS J MANNING	X	-1,417.48	-236,310.63
Paycheck	07/14/2017	DD	AGUSTIN RODRIG...	X	-1,215.97	-237,526.60
Paycheck	07/14/2017	DD	ROBERT C ROOKA...	X	-1,171.81	-238,698.41
Paycheck	07/14/2017	DD	BRYANT BRUZOS	X	-1,156.25	-239,854.66
Paycheck	07/14/2017	DD	ANDRE R BEAUDE...	X	-1,133.08	-240,987.74
Paycheck	07/14/2017	DD	MITCHELL VAN TINE	X	-1,127.89	-242,115.63
Paycheck	07/14/2017	DD	ALEXANDER M IHR...	X	-1,114.59	-243,230.22
Paycheck	07/14/2017	DD	DAVID A LEES JR	X	-1,105.64	-244,335.86
Paycheck	07/14/2017	DD	ANDRE COTILLA	X	-1,080.80	-245,416.66
Paycheck	07/14/2017	DD	JESSIE NECOLETT...	X	-1,074.50	-246,491.16
Paycheck	07/14/2017	DD	TYLER C KARCHER	X	-1,057.48	-247,548.64
Paycheck	07/14/2017	DD	BEKER ESCALANTE	X	-1,057.48	-248,606.12
Paycheck	07/14/2017	DD	CHRISTIAN J BART...	X	-1,039.08	-249,645.20
Paycheck	07/14/2017	DD	JAMES A LANGLOIS	X	-989.45	-250,634.65
Paycheck	07/14/2017	DD	JAMES GENET	X	-936.79	-251,571.44
Paycheck	07/14/2017	DD	ALMA VALLADARES	X	-823.81	-252,395.25
Paycheck	07/14/2017	DD	TIFFANY N MENDO...	X	-640.55	-253,035.80
Paycheck	07/14/2017	DD	DEREK TRUBIANO	X	-465.70	-253,501.50
Paycheck	07/14/2017	DD	ELJON LAKO	X	-245.36	-253,746.86
Paycheck	07/14/2017	DD	JOSE ALVARADO	X	-61.84	-253,808.70
Paycheck	07/14/2017	DD	MICHAEL MINNENO	X	-30.92	-253,839.62
Bill Pmt -Check	07/20/2017	34594	Tuscan & Company,...	X	-30,341.00	-284,180.62
Bill Pmt -Check	07/20/2017	34574	Cummins Power So...	X	-4,321.60	-288,502.22
Bill Pmt -Check	07/20/2017	34581	Lee County Electric ...	X	-1,041.95	-289,544.17
Bill Pmt -Check	07/20/2017	34577	Hawkeye Sign Co	X	-955.00	-290,499.17
Bill Pmt -Check	07/20/2017	34582	Municipal Emergenc...	X	-946.46	-291,445.63
Bill Pmt -Check	07/20/2017	34579	John Collins Auto P...	X	-714.15	-292,159.78
Bill Pmt -Check	07/20/2017	34586	Onis Cameron	X	-480.00	-292,639.78
Bill Pmt -Check	07/20/2017	34578	Immokalee Water & ...	X	-211.44	-292,851.22
Bill Pmt -Check	07/20/2017	34591	Smarsh Inc.	X	-170.00	-293,021.22
Bill Pmt -Check	07/20/2017	34589	REV Technical Center	X	-142.60	-293,163.82
Bill Pmt -Check	07/20/2017	34576	Grounds Force P.M.	X	-125.00	-293,288.82
Bill Pmt -Check	07/20/2017	34572	Alpha Chemical & J...	X	-120.19	-293,409.01
Bill Pmt -Check	07/20/2017	34597	Zoological Pest Con...	X	-120.00	-293,529.01
Bill Pmt -Check	07/20/2017	34580	Konica Minolta Busi...	X	-56.70	-293,585.71
Bill Pmt -Check	07/20/2017	34575	Fisher Scientific	X	-40.65	-293,626.36
Bill Pmt -Check	07/20/2017	34592	Tamiami Ford	X	-36.50	-293,662.86
Liability Check	07/28/2017	ACH	United States Treas...	X	-19,706.94	-313,369.80
Paycheck	07/28/2017	DD	DAVID L PATTERS...	X	-3,532.69	-316,902.49
Paycheck	07/28/2017	DD	MICHAEL J CHOATE	X	-3,196.76	-320,099.25
Paycheck	07/28/2017	DD	RAUL DIMAS JR	X	-2,436.91	-322,536.16
Paycheck	07/28/2017	DD	JOSHUA D BAUER	X	-2,349.85	-324,886.01
Paycheck	07/28/2017	DD	THOMAS K CUNNI...	X	-2,260.88	-327,146.89
Paycheck	07/28/2017	DD	DEREK A NEUMAN	X	-2,195.50	-329,342.39
Paycheck	07/28/2017	DD	JOSUE D GONZALEZ	X	-2,109.33	-331,451.72
Paycheck	07/28/2017	DD	ROBERTO MENDO...	X	-2,090.81	-333,542.53
Paycheck	07/28/2017	DD	CODY A RODGERS	X	-1,895.10	-335,437.63
Paycheck	07/28/2017	DD	ALAN T DAVIS	X	-1,820.62	-337,258.25
Paycheck	07/28/2017	DD	WINSTON C SUMM...	X	-1,735.49	-338,993.74
Paycheck	07/28/2017	DD	PAUL W DEVAN	X	-1,707.84	-340,701.58
Paycheck	07/28/2017	DD	BRIAN E HUGHES	X	-1,694.20	-342,395.78
Paycheck	07/28/2017	DD	GREGORY R SMITH	X	-1,662.75	-344,058.53
Paycheck	07/28/2017	DD	JAVIER E BARCELA	X	-1,531.81	-345,590.34
Paycheck	07/28/2017	DD	JAMES L CREWS	X	-1,505.97	-347,096.31
Paycheck	07/28/2017	DD	JAMES P EIDEL	X	-1,424.93	-348,521.24
Paycheck	07/28/2017	DD	JUSTIN K STRICKL...	X	-1,356.75	-349,877.99
Paycheck	07/28/2017	DD	THOMAS J MANNING	X	-1,302.31	-351,180.30
Paycheck	07/28/2017	DD	ROBERT C ROOKA...	X	-1,207.10	-352,387.40
Paycheck	07/28/2017	DD	ALEXANDER M IHR...	X	-1,145.03	-353,532.43
Paycheck	07/28/2017	DD	ANDRE R BEAUDE...	X	-1,122.61	-354,655.04
Paycheck	07/28/2017	DD	AGUSTIN RODRIG...	X	-1,104.28	-355,759.32

IMMOKALEE FIRE CONTROL DISTRICT
Reconciliation Detail
101000 - FNB CHECKING, Period Ending 07/31/2017

Type	Date	Num	Name	Clr	Amount	Balance
Bill Pmt -Check	07/15/2017	34615	Toy's Auto Repair		-255.74	-75,361.44
Bill Pmt -Check	07/15/2017	34609	Larocco Locksmiths		-215.00	-75,576.44
Bill Pmt -Check	07/15/2017	34598	Alpha Chemical & J...		-169.60	-75,746.04
Bill Pmt -Check	07/15/2017	34612	Overhead Door Co o...		-140.00	-75,886.04
Bill Pmt -Check	07/15/2017	34601	B-Hive Flowers		-123.50	-76,009.54
Bill Pmt -Check	07/15/2017	34614	Red Wing Store - N...		-108.00	-76,117.54
Bill Pmt -Check	07/15/2017	34605	Immokalee Water & ...		-101.58	-76,219.12
Bill Pmt -Check	07/15/2017	34600	Auto Zone Inc.		-3.89	-76,223.01
Bill Pmt -Check	07/20/2017	34573	Comcast		-483.70	-76,706.71
Bill Pmt -Check	07/20/2017	34596	Verizon		-422.43	-77,129.14
Bill Pmt -Check	07/20/2017	34590	Robert Rookard		-363.00	-77,492.14
Bill Pmt -Check	07/20/2017	34593	TeamLogic IT		-147.00	-77,639.14
Bill Pmt -Check	07/20/2017	34588	Red Wing Store - N...		-108.00	-77,747.14
Bill Pmt -Check	07/20/2017	34583	Naples Daily News		-76.52	-77,823.66
Bill Pmt -Check	07/20/2017	34585	Office Depot		-56.98	-77,880.64
Bill Pmt -Check	07/20/2017	34595	UPS		-30.11	-77,910.75
Bill Pmt -Check	07/20/2017	34584	NCH Education Dept		-15.00	-77,925.75
Total Checks and Payments					-77,925.75	-77,925.75
Deposits and Credits - 7 items						
Deposit	10/10/2016				7.41	7.41
Deposit	10/10/2016				694.76	702.17
Deposit	11/10/2016				385.92	1,088.09
Deposit	11/10/2016				491.28	1,579.37
Deposit	11/16/2016				5.00	1,584.37
Deposit	12/20/2016				1,420.93	3,005.30
Deposit	01/26/2017				142.73	3,148.03
Total Deposits and Credits					3,148.03	3,148.03
Total Uncleared Transactions					-74,777.72	-74,777.72
Register Balance as of 07/31/2017					-178,518.35	16,428.69
New Transactions						
Checks and Payments - 54 items						
Paycheck	08/02/2017	34617	ROBERT C ROOKA...		-189.42	-189.42
Liability Check	08/07/2017	34618	Professional Fire Fig...		-1,438.84	-1,628.26
Bill Pmt -Check	08/09/2017	34632	Self Insured Plans L...		-44,608.22	-46,236.48
Bill Pmt -Check	08/09/2017	34629	Lutkert Insurance-N...		-14,365.27	-60,601.75
Bill Pmt -Check	08/09/2017	34620	Blocker's Furniture ...		-4,849.87	-65,451.62
Bill Pmt -Check	08/09/2017	34621	Cardmember Service		-3,657.13	-69,108.75
Bill Pmt -Check	08/09/2017	34635	WEX Bank		-2,867.21	-71,975.96
Bill Pmt -Check	08/09/2017	34625	Jason Burr		-1,005.00	-72,980.96
Bill Pmt -Check	08/09/2017	34628	Labelle CPA		-750.00	-73,730.96
Bill Pmt -Check	08/09/2017	34619	B&L HARDWARE		-622.83	-74,353.79
Bill Pmt -Check	08/09/2017	34630	Municipal Emergenc...		-485.94	-74,839.73
Bill Pmt -Check	08/09/2017	34626	John Collins Auto P...		-172.84	-75,012.57
Bill Pmt -Check	08/09/2017	34631	ON THE SPOT PRI...		-88.00	-75,100.57
Bill Pmt -Check	08/09/2017	34634	Waste Connections ...		-59.50	-75,160.07
Bill Pmt -Check	08/09/2017	34627	LabCorp		-32.25	-75,192.32
Bill Pmt -Check	08/09/2017	34622	Collier County Tax C...		-27.71	-75,220.03
Bill Pmt -Check	08/09/2017	34623	Culligan Water		-23.99	-75,244.02
Bill Pmt -Check	08/09/2017	34624	DAVIS OIL CO.,INC.		-18.30	-75,262.32
Bill Pmt -Check	08/09/2017	34633	UPS		-9.85	-75,272.17
Paycheck	08/11/2017	DD	RAUL DIMAS JR		-3,364.38	-78,636.55
Paycheck	08/11/2017	DD	MICHAEL J CHOATE		-3,196.76	-81,833.31
Paycheck	08/11/2017	DD	JOSHUA D BAUER		-2,759.23	-84,592.54
Paycheck	08/11/2017	DD	DAVID L PATTERS...		-2,707.40	-87,299.94
Paycheck	08/11/2017	DD	ROBERTO MENDO...		-2,400.95	-89,700.89
Paycheck	08/11/2017	DD	THOMAS K CUNNI...		-2,214.86	-91,915.75
Paycheck	08/11/2017	DD	CODY A RODGERS		-2,178.17	-94,093.92
Paycheck	08/11/2017	DD	THOMAS J MANNING		-2,079.26	-96,173.18
Paycheck	08/11/2017	DD	JAMES L CREWS		-1,849.55	-98,022.73
Paycheck	08/11/2017	DD	ALAN T DAVIS		-1,792.94	-99,815.67
Paycheck	08/11/2017	DD	WINSTON C SUMM...		-1,765.48	-101,581.15
Paycheck	08/11/2017	DD	PAUL W DEVAN		-1,707.84	-103,288.99
Paycheck	08/11/2017	DD	BRIAN E HUGHES		-1,558.72	-104,847.71

IFCD- IMPACT FUND

8/9/2017 4:26 PM

Register: 100 · Cash in Bank-FFI

From 07/01/2017 through 07/31/2017

Sorted by: Date, Type, Number/Ref

Date	Number	Payee	Account	Memo	Payment C	Deposit	Balance
07/19/2017			324100 · IMPACT FE...	Deposit		86,423.67	3,796,724.91
07/20/2017	1422	Collier Co Board of ...	20000 · Accounts Paya...		863.90		3,795,861.01
07/31/2017	1423	Collier Co Board of ...	20000 · Accounts Paya...		864.83		3,794,996.18

Jul-17

<i>IMMOKALEE FIRE APPLICATION</i>	<i>#</i>	<i>COLLECTED</i>
FIRE Application - Alarms Monitoring	6	\$ 600.00
FIRE Application - Architectural	13	\$ 1,757.21
FIRE Application - Hoods	1	\$ 85.00
TTLs	20	\$ 2,442.21

STATUS REPORT: August 2017 Meeting
Thomas Cunningham, Interim Deputy Chief

Completed Projects

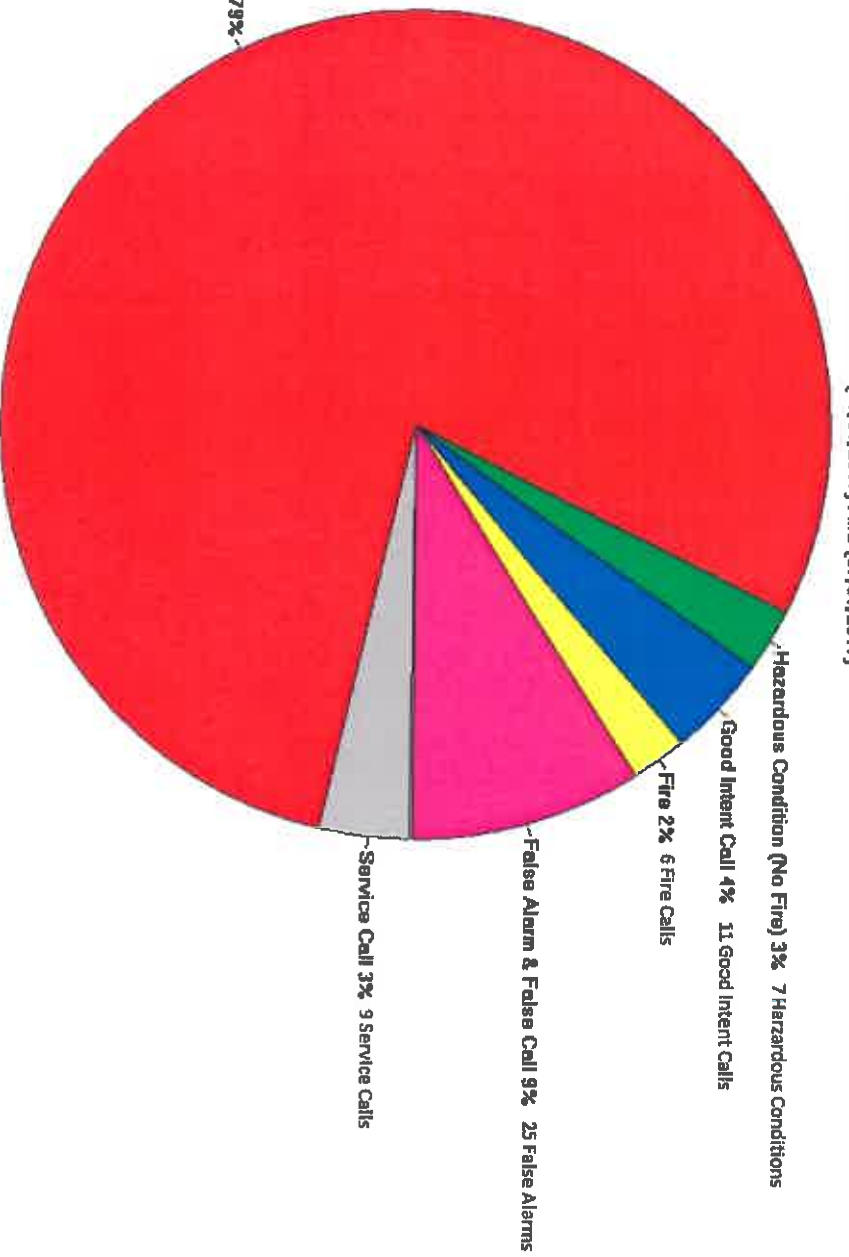
- Disposal of old unusable items from Station 30 and 31
- New Lights in the Station 30 meeting room
- New Paint in Station 30 meeting room
- Annual Apparatus expense report spread sheet
- Lifetime Apparatus Expense Report
- Station 30 sign completed
- Online Uniform Store (Each Employee will have to ability to order with Allowance)
- Station-32 Parking lot and surrounding areas Resurfacing
- Documentation submitted for reimbursement for 30th AVE Fire
- Skid Unit with Water Tank for New (Refurbished) **Brush Truck in Progress**
- Station 30 roof quotes
- Drafting a Ride Along Policy/SOG
- Body Armor Purchase, "Piggy Back" from North Collier – 9 Complete Sets (purchased)
- Medical Equipment Purchase and Reimbursement from CCEMS
- Small Equipment repair process in place
- Station supply logistics process
- Medical supply logistics process

On Going Projects

- Station 30 drainage quotes
- Continue Stn 30 lighting project
- Continue Stn 31 lighting project
- Land Acquisition to rebuild Station-30
- Asset Inventory
- Disposal List for Capital Assets
- Service Award Policy/SOG
- **Working to Standardize all Medical Equipment Throughout Entire Department**
- Station-30 Bay Extension/Addition – ON HOLD
- Station-30 Battalion Chief Bathroom – ON HOLD
- Station-30 Complete Kitchen/Dining Room Remodel – ON HOLD
- Worker Compensation Claims/Investigation
- **Small Unmanned Aircraft (Drone) SOG**
- **Active Shooter Training and County Wide Uniform SOG**
- Response to Mass Violence Events SOG
- Annual Health Check/Physical Strategic Plan

277 Calls For July 2017
14% Decrease from 2016

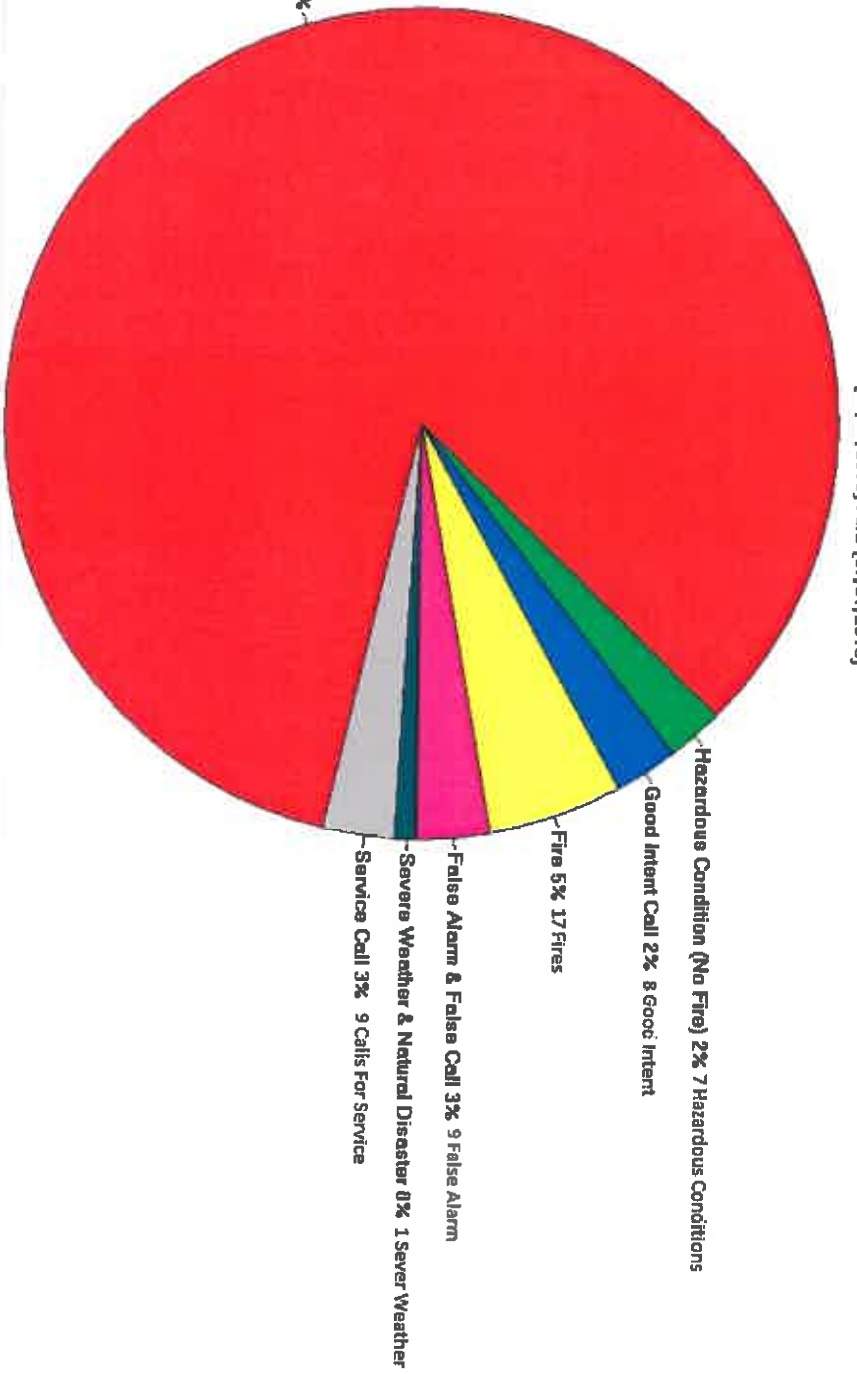
Incident Type Summary
Alarm Data Between (07/01/2017) And (07/31/2017)



Rescue & Emergency Medical Service Incident 79%
219 EMS Calls

321 Total Calls For July 2016

Incident Type Summary
Alarm Data Between 10/7/01/2016j And 10/7/31/2016j



Rescue & Emergency Medical Service Incident 84%
270 EMS Calls



Immokalee Fire Control District

Regular Fire Commission Meeting

Thursday August 17, 2017

STATUS REPORT: August, 2017

Michael J. Choate, Fire Chief

Completed Projects

- Department Wide Mandatory Meeting (Moving Forward – Past Stays in the Past)
- State Fire Marshal's Response Sent for Investigative Findings
- FRS and FLSA Policy Review and Clean-up with Labor Attorney
- North Collier Financial Team Trained and Started our Payroll Process
- Laptop MDT's Installed in All Apparatus
- TRIM Compliance Completed Before Deadline
- Audit Comments That Have Been Reconciled/Corrected Include:
 - 2014-01 Compensated Absences Should be Monitored – All of my time is tracked appropriately in our staffing software.
 - 2015-01 Additional Oversight Should be Provided by Board – All of the recommended oversight materials are now being provided in the monthly board meeting packets.
 - 2016-01 Fixed Assets Must Have Permanent Tag Numbers – All equipment has been inventoried by our crews and all missing tags have been replaced.
 - 2016-05 Documentation in Personnel Files Should Be Improved – Alma has gone through every individual file to ensure accuracy. Further, a new procedure has been implemented for records access.
 - 2016-07 Considerations Should be Given to Specific Details in Any Future Chief's Contract – My Contract delineates how time is paid and time is earned.
- Budget Amendment for Current 2016-17 Fiscal Year
- Body Armor Purchase per County Mandate

On Going Projects

- Balance of FEMA Grants Being Revisited
- Interlocal Agreement with North Collier
- ~~Budget Clean-up from 2016-2017 Fiscal Year~~
- Budget Prep with Tuscan and Company
- Roof Repair at Station -30
- Budget Prep for 2017-2018 Fiscal Year
- Worker Compensation Claims/Investigation/Possible Lawsuit
- ~~Initial TRIM Compliance for 2017-2018 Fiscal Year~~
- Land Acquisition to Rebuild Station-30 or Station-31

- **Audit Report Findings Check List – In Progress**
- **Strategic Planning Process, SOG's and Policies**
- **Update Asset Inventory Process**
- **Disposal List for Capital Assets**
- **Medical Equipment Purchase and Reimbursement from CCEMS**
- **IFCD 5 Year Capital Improvement Plan Completed (Pending Staff Meeting)**
- **IFCD Comprehensive 5 Year Capital Improvement Strategic Plan (Pending Staff Meeting)**
- **Drafting a Ride Along Policy/SOG**
- **Service Award Policy/SOG**
- **Skid Unit with Water Tank for New (Refurbished) Brush Truck in Progress**
- **Working to Standardize all Medical Equipment Throughout Entire Department**
- **Station-30 Bay Extension/Addition – ON HOLD**
- **Station-30 Battalion Chief Bathroom – ON HOLD**
- **Station-30 Complete Kitchen/Dining Room Remodel – ON HOLD**
- **Small Unmanned Aircraft (Drone) SOG**
- **Response to Mass Violence Events SOG**
- **Annual Health Check/Physical Strategic Plan**

Purchases/Quotes

- **Bunker Gear Replacement (Quoted)**
- **TecGen Dual Rated Gear Replacement (Quoted)**
- ~~**Body Armor Purchase, "Piggy Back" from North Collier – 8 Complete Sets (Quoted)**~~
- **Water Rescue Gear – 5 Complete Sets with Instructor Set (Quoted)**
- **UTV Wildland/Patient Transport Vehicle Quote/Spec with Trailer (Quoted)**
- **Multiple Tools Appliance Quotes Missing from Apparatus**
- **Awning/Shelter for Tower-32**

Other Notables

- **Monitoring Closely the interlocal agreement with North Collier for our Fleet Maintenance...**
- **Working to Overhaul All Information Technology..... (Jason)**



**Florida Fire Chiefs'
Association**
880 Airport Road, Suite
110
Ormond
Beach, FL 32174
386-676-2744 |
info@ffca.org

Senate Passes Firefighter Grants Reauthorization

(August 3, 2017) – On August 2nd, the Senate approved [S. 829, the AFG and SAFER Reauthorization Act](#), by unanimous consent. The legislation, which was unanimously approved by the Senate Homeland Security and Governmental Affairs Committee on May 17th, reauthorizes the Assistance to Firefighters (AFG), the Staffing for Adequate Fire and Emergency Response (SAFER), and Fire Prevention and Safety (FP&S) grant programs through Fiscal Year 2023. Additionally, the legislation removes a “sunset” provision in the current authorizing statute that would eliminate the programs on January 2, 2018.

S. 829 was introduced by Senator John McCain (AZ) and Senator Jon Tester (MT), both co-chairs of the Congressional Fire Services Caucus. Senator Susan Collins (ME), chair of the Fire Caucus, and Senator Tom Carper, a fellow Fire Caucus co-chair, are original co-sponsors of the legislation.

“We are very grateful to the Senate for taking action to reauthorize these critical, life-saving programs that have had such an immense impact in communities across the entire nation,” said Bill Webb, Executive Director of the Congressional Fire Services Institute. “The passage of S. 829 is the result of a cooperative and unified effort by the national fire service organizations, as well as persistent grassroots engagement by fire service leaders throughout the country. We strongly urge the House to approve the Senate bill as soon as they return from the August Congressional recess.”

On July 12th, the House Science, Technology and Space Committee’s Subcommittee on Research and Technology conducted a hearing on reauthorizing the AFG, SAFER and FP&S grant programs. Unfortunately, the House adjourned for a five-week district work period before the subcommittee could take action on any legislation. The House is scheduled to return on September 5th.

August 3, 2017 in [Hill Updates](#)

Florida Fire Chiefs' Association
880 Airport Road, Suite 110
Ormond Beach, FL 32174
386-676-2744 | info@ffca.org

AMENDMENT TO EMPLOYMENT AGREEMENT

This Amendment to Employment Agreement (“Amendment”) is made and entered into this ____th day of _____, 2017, by and between the **Immokalee Fire Control District**, a political subdivision of the State of Florida (hereinafter referred to as “District”), and **Michael J. Choate** (hereinafter referred to as “Manager”).

WHEREAS, on July 21, 2017 the parties entered into an Employment Agreement;

WHEREAS, the parties have decided to amend the Employment Agreement to clarify Section 6, “Paid Leave Allowance” as it relates to Vacation and Sick Leave to document the parties’ intent and understanding of same.

NOW THEREFORE, the parties intending to be legally bound, for good and valuable consideration, the sufficiency of which is hereby acknowledged, agree as follows:

The Employment Agreement previously entered into on the 21st day of July 2017 by and between the District and Manager is amended as follows:

1. Section 6 shall be amended to include the underlined language and delete the ~~stricken~~ language relating to Vacation Leave and Sick Leave as follows:

Vacation Leave. The Manager will be entitled to 20 paid working days (160 hours) per year beginning October 1, 2017. Vacation Leave shall be accrued on October 1, annually.

Prior to October 1, 2017, Manager shall continue accruing Vacation Leave at the rate in effect immediately prior to the effective date of the Employment Agreement. For Vacation Leave hours accrued and unused as of September 30, 2017, Manager shall be paid out such hours at the pay rate in effect immediately prior to the effective date of the Employment Agreement.

The Manager shall not accumulate or carry over Vacation Leave from year to year. All unused Vacation Leave shall be forfeited at the end of business on September 30 each year. Manager shall not be paid out for any accrued Vacation Leave during employment, with the exception of the payout for accrued and unused hours as of September 30, 2017, outlined above. However, where the Manager is terminated in accordance with Sections 13A-G, Manager shall be entitled to payment for his accrued and unused Vacation Leave. Payout is prohibited in all other circumstances.

Sick Leave. The Manager will be entitled to 10 working days (80 hours) per year beginning October 1, 2017. Sick Leave shall be accrued on October 1, annually. Prior to October 1, 2017, Manager shall continue accruing Sick Leave at the rate in effect immediately prior to the effective date of the Employment Agreement.

The Manager may carry over unused and accrued Sick leave from year to year during the term of this Agreement. The Manager shall not be entitled to payment of accrued and unused Sick leave during employment. However, where the Manager is terminated in accordance with Sections 13A-

G, Manager shall be entitled to payment for his accrued and unused Sick Leave up to the maximum accrual of 960 hours. Payout is prohibited in all other circumstances.

Sick leave shall be granted for the following reasons:

1. Absence due to personal illness or injury.
2. Personal medical, vision and dental appointments, if unable to schedule during off-duty time.
3. Absence due to sickness of an immediate family member (spouse, parent or child) residing in the Manager's household.

2. In all other respects, the terms of Section 6 and the Employment Agreement shall remain in full force and effect.

IN WITNESS WHEREOF, the parties have caused this Amendment to Employment Agreement to be executed by their duly authorized officials.

Immokalee Fire Control District
By:

Anne Goodnight, Chair
Immokalee Fire Control District Board of Fire Commissioners

By:

Michael J. Choate, Fire Chief/Manager

STATE OF FLORIDA
COUNTY OF COLLIER

The foregoing instrument was acknowledged before me this _____ day of _____, 2017, by Michael J. Choate, personally known to me, or who presented _____ as identification and who executed this Agreement.

Notary Public
Print Name:
My Commission Expires On:



TO: All Taxing Authorities and Property Appraisers

FROM: Dr. Maurice M. Gogarty, Director
Property Tax Oversight Program *MMG*

DATE: May 16, 2017

SUBJECT: 2017 TRIM Manual

The current TRIM manual is available on the Department of Revenue's website. This manual is a tool to assist you in achieving total compliance with the Truth in Millage (TRIM) requirements. Please discard any older TRIM manuals you have and download the current regular manual.

Taxing authorities must submit Form DR-487, Certification of Compliance, with the completed TRIM package **within 30 calendar days** of an ordinance or resolution establishing the final millage rate(s) being adopted.

The taxing authority must forward the resolution or ordinance adopting the final millage to the property appraiser, tax collector, and Department of Revenue **within three days** of the final millage rate being adopted.

The manual also includes the latest copy of Chapter 200, Florida Statutes, and current rules related to the TRIM process.

In 2016, 645 taxing authorities levied a millage rate; 529 taxing authorities were in total compliance on first submission, 83 were in compliance with infractions, and 33 were in non-compliance. The Department notified the 33 taxing authorities in non-compliance to re-advertise and re-hold their final budget hearings.

The following list identifies the most common infractions/violations that occurred during the 2016 TRIM process that should be avoided to help ensure TRIM compliance in 2017

1. Incorrect verbiage in advertisement;
2. Tax levy incorrect/Percent increase incorrect;
3. Ad valorem proceeds not shown/incorrect;
4. Budget not balanced; and
5. Wrong advertisement size.

Child Support – Ann Coffin, Director • General Tax Administration – Maria Johnson, Director
Property Tax Oversight – Dr. Maurice Gogarty, Director • Information Services – Damu Kufforishnan, Director

www.floridarevenue.com
Florida Department of Revenue
Tallahassee, Florida 32399-0100

Failure to show 95 percent ad valorem proceeds for each millage rate in the Budget Summary advertisement is a major violation of TRIM law that could place the taxing authority in non-compliance.

To assist you in including the necessary ad valorem proceeds in the Budget Summary advertisement and the correct tax levies in the Notice of Proposed Tax Increase advertisement, TRIM staff are available to review these two advertisements before being published.

The TRIM staff is available to assist all property appraisers and taxing authorities involved in the TRIM process. As in past years, helping you submit a complete and correct TRIM package for 2017 is top priority.

Please contact the TRIM staff at TRIM@floridarevenue.com regarding the revisions to the manual or any other aspect of the TRIM process. TRIM forms are available at <http://floridarevenue.com/dor/property/forms/#10>. We look forward to working with you.



CERTIFICATION OF TAXABLE VALUE

Reset Form

Print Form

DR-420
R. 5/12
Rule 12D-16.002
Florida Administrative Code
Effective 11/12

Year : 2017	County : COLLIER
Principal Authority : IMMOKALEE FIRE CONTROL DIST	Taxing Authority : IMMOKALEE FIRE CONTROL DIST

SECTION I : COMPLETED BY PROPERTY APPRAISER

1.	Current year taxable value of real property for operating purposes	\$	798,890,016	(1)
2.	Current year taxable value of personal property for operating purposes	\$	137,572,104	(2)
3.	Current year taxable value of centrally assessed property for operating purposes	\$	0	(3)
4.	Current year gross taxable value for operating purposes <i>(Line 1 plus Line 2 plus Line 3)</i>	\$	936,462,120	(4)
5.	Current year net new taxable value (Add new construction, additions, rehabilitative improvements increasing assessed value by at least 100%, annexations, and tangible personal property value over 115% of the previous year's value. Subtract deletions.)	\$	111,848,622	(5)
6.	Current year adjusted taxable value <i>(Line 4 minus Line 5)</i>	\$	824,613,498	(6)
7.	Prior year FINAL gross taxable value from prior year applicable Form DR-403 series	\$	821,853,959	(7)
8.	Does the taxing authority include tax increment financing areas? If yes, enter number of worksheets (DR-420TIF) attached. If none, enter 0	<input type="checkbox"/> YES	<input checked="" type="checkbox"/> NO	Number 0 (8)
9.	Does the taxing authority levy a voted debt service millage or a millage voted for 2 years or less under s. 9(b), Article VII, State Constitution? If yes, enter the number of DR-420DEBT, <i>Certification of Voted Debt Millage</i> forms attached. If none, enter 0	<input type="checkbox"/> YES	<input checked="" type="checkbox"/> NO	Number 0 (9)

	Property Appraiser Certification	I certify the taxable values above are correct to the best of my knowledge.		
SIGN HERE	Signature of Property Appraiser:	Date :		
	Electronically Certified by Property Appraiser	6/30/2017 8:13 AM		

SECTION II : COMPLETED BY TAXING AUTHORITY

If this portion of the form is not completed in FULL your taxing authority will be denied TRIM certification and possibly lose its millage levy privilege for the tax year. If any line is not applicable, enter -0-.

10.	Prior year operating millage levy <i>(If prior year millage was adjusted then use adjusted millage from Form DR-422)</i>	3.7500	per \$1,000	(10)
11.	Prior year ad valorem proceeds <i>(Line 7 multiplied by Line 10, divided by 1,000)</i>	\$	3,081,952	(11)
12.	Amount, if any, paid or applied in prior year as a consequence of an obligation measured by a dedicated increment value <i>(Sum of either Lines 6c or Line 7a for all DR-420TIF forms)</i>	\$	0	(12)
13.	Adjusted prior year ad valorem proceeds <i>(Line 11 minus Line 12)</i>	\$	3,081,952	(13)
14.	Dedicated increment value, if any <i>(Sum of either Line 6b or Line 7e for all DR-420TIF forms)</i>	\$	0	(14)
15.	Adjusted current year taxable value <i>(Line 6 minus Line 14)</i>	\$	824,613,498	(15)
16.	Current year rolled-back rate <i>(Line 13 divided by Line 15, multiplied by 1,000)</i>		3.7375 per \$1000	(16)
17.	Current year proposed operating millage rate		3.7500 per \$1000	(17)
18.	Total taxes to be levied at proposed millage rate <i>(Line 17 multiplied by Line 4, divided by 1,000)</i>	\$	3,511,733	(18)

19.	TYPE of principal authority (check one)	<input type="checkbox"/> County	<input checked="" type="checkbox"/> Independent Special District	(19)
		<input type="checkbox"/> Municipality	<input type="checkbox"/> Water Management District	
20.	Applicable taxing authority (check one)	<input checked="" type="checkbox"/> Principal Authority	<input type="checkbox"/> Dependent Special District	(20)
		<input type="checkbox"/> MSTU	<input type="checkbox"/> Water Management District Basin	
21.	Is millage levied in more than one county? (check one)	<input type="checkbox"/> Yes	<input checked="" type="checkbox"/> No	(21)

DEPENDENT SPECIAL DISTRICTS AND MSTUs



STOP HERE - SIGN AND SUBMIT

22.	Enter the total adjusted prior year ad valorem proceeds of the principal authority, all dependent special districts, and MSTUs levying a millage. <i>(The sum of Line 13 from all DR-420 forms)</i>	\$	3,081,952	(22)
23.	Current year aggregate rolled-back rate <i>(Line 22 divided by Line 15, multiplied by 1,000)</i>		3.7375 per \$1,000	(23)
24.	Current year aggregate rolled-back taxes <i>(Line 4 multiplied by Line 23, divided by 1,000)</i>	\$	3,500,027	(24)
25.	Enter total of all operating ad valorem taxes proposed to be levied by the principal taxing authority, all dependent districts, and MSTUs, if any. <i>(The sum of Line 18 from all DR-420 forms)</i>	\$	3,511,733	(25)
26.	Current year proposed aggregate millage rate <i>(Line 25 divided by Line 4, multiplied by 1,000)</i>		3.7500 per \$1,000	(26)
27.	Current year proposed rate as a percent change of rolled-back rate <i>(Line 26 divided by Line 23, minus 1, multiplied by 100)</i>		0.33 %	(27)

First public budget hearing	Date : 9/11/2017	Time : 6:00 PM EST	Place : 502 New Market Rd East Immokalee, FL 34142
------------------------------------	---------------------	-----------------------	---

S I G N H E R E	Taxing Authority Certification	I certify the millages and rates are correct to the best of my knowledge. The millages comply with the provisions of s. 200.065 and the provisions of either s. 200.071 or s. 200.081, F.S.		
	Signature of Chief Administrative Officer : Electronically Certified by Taxing Authority		Date : 8/1/2017 4:37 PM	
	Title : Michael J. Choate, FIRE CHIEF		Contact Name and Contact Title : Michael J. Choate, FIRE CHIEF	
	Mailing Address : 502 NEW MARKET RD E		Physical Address : 502 EAST NEW MARKET ROAD	
	City, State, Zip : IMMOKALEE, FL 34142		Phone Number : 239-657-2111	Fax Number : 239-657-9489

**CERTIFICATION OF TAXABLE VALUE
INSTRUCTIONS**

"Principal Authority" is a county, municipality, or independent special district (including water management districts).

"Taxing Authority" is the entity levying the millage. This includes the principal authority, any special district dependent to the principal authority, any county municipal service taxing unit (MSTU), and water management district basins.

Each taxing authority must submit to their property appraiser a DR-420 and the following forms, as applicable:

- DR-420TIF, Tax Increment Adjustment Worksheet
- DR-420DEBT, Certification of Voted Debt Millage
- DR-420MM-P, Maximum Millage Levy Calculation - Preliminary Disclosure

Section I: Property Appraiser

Use this DR-420 form for all taxing authorities except school districts. Complete Section I, Lines 1 through 9, for each county, municipality, independent special district, dependent special district, MSTU, and multicounty taxing authority. Enter only taxable values that apply to the taxing authority indicated. Use a separate form for the principal authority and each dependent district, MSTU and water management district basin.

Line 8

Complete a DR-420TIF for each taxing authority making payments to a redevelopment trust fund under Section 163.387 (2)(a), Florida Statutes or by an ordinance, resolution or agreement to fund a project or to finance essential infrastructure.

Check "Yes" if the taxing authority makes payments to a redevelopment trust fund. Enter the number of DR-420TIF forms attached for the taxing authority on Line 8. Enter 0 if none.

Line 9

Complete a DR-420DEBT for each taxing authority levying either a voted debt service millage (s.12, Article VII, State Constitution) or a levy voted for two years or less (s. 9(b), Article VII, State Constitution).

Check "Yes" if the taxing authority levies either a voted debt service millage or a levy voted for 2 years or less (s. 9(b), Article VII, State Constitution). These levies do not include levies approved by a voter referendum not required by the State Constitution. Complete and attach DR-420DEBT. Do not complete a separate DR-420 for these levies.

Send a copy to each taxing authority and keep a copy. When the taxing authority returns the DR-420 and the accompanying forms, immediately send the original to:

Florida Department of Revenue
Property Tax Oversight - TRIM Section
P. O. Box 3000
Tallahassee, Florida 32315-3000

Section II: Taxing Authority

Complete Section II. Keep one copy, return the original and one copy to your property appraiser with the applicable DR-420TIF, DR-420DEBT, and DR-420MM-P within 35 days of certification. Send one copy to the tax collector. "Dependent special district" (ss. 200.001(8)(d) and 189.403(2), F.S.) means a special district that meets at least one of the following criteria:

- The membership of its governing body is identical to that of the governing body of a single county or a single municipality.
- All members of its governing body are appointed by the governing body of a single county or a single municipality.
- During their unexpired terms, members of the special district's governing body are subject to removal at will by the governing body of a single county or a single municipality.
- The district has a budget that requires approval through an affirmative vote or can be vetoed by the governing body of a single county or a single municipality.

"Independent special district" (ss. 200.001(8)(e) and 189.403 (3), F.S.) means a special district that is not a dependent special district as defined above. A district that includes more than one county is an independent special district unless the district lies wholly within the boundaries of a single municipality.

"Non-voted millage" is any millage not defined as a "voted millage" in s. 200.001(8)(f), F.S.

Lines 12 and 14

Adjust the calculation of the rolled-back rate for tax increment values and payment amounts. See the instructions for DR-420TIF. On Lines 12 and 14, carry forward values from the DR-420TIF forms.

Line 24

Include only those levies derived from millage rates.



Reset Form

Print Form


MAXIMUM MILLAGE LEVY CALCULATION FINAL DISCLOSURE

For municipal governments, counties, and special districts

DR-420MM
R. 5/12
Rule 12D-16.002
Florida Administrative Code
Effective 11/12

Year : 2017		County : COLLIER	
Principal Authority : IMMOKALEE FIRE CONTROL DIST		Taxing Authority : IMMOKALEE FIRE CONTROL DIST	
1.	Is your taxing authority a municipality or independent special district that has levied ad valorem taxes for less than 5 years?	<input type="checkbox"/> Yes	<input type="checkbox"/> No (1)
IF YES, STOP HERE. SIGN AND SUBMIT. You are not subject to a millage limitation.			
2.	Current year rolled-back rate from Current Year Form DR-420, Line 16	3.7375	per \$1,000 (2)
3.	Prior year maximum millage rate with a majority vote from 2016 , Form DR-420MM, Line 13	4.9502	per \$1,000 (3)
4.	Prior year operating millage rate from Current Year Form DR-420, Line 10	3.7500	per \$1,000 (4)
If Line 4 is equal to or greater than Line 3, skip to Line 11. If less, continue to Line 5.			
Adjust rolled-back rate based on prior year majority-vote maximum millage rate			
5.	Prior year final gross taxable value from Current Year Form DR-420, Line 7	\$ 821,853,959	(5)
6.	Prior year maximum ad valorem proceeds with majority vote <i>(Line 3 multiplied by Line 5 divided by 1,000)</i>	\$ 4,068,341	(6)
7.	Amount, if any, paid or applied in prior year as a consequence of an obligation measured by a dedicated increment value from Current Year Form DR-420 Line 12	\$ 0	(7)
8.	Adjusted prior year ad valorem proceeds with majority vote <i>(Line 6 minus Line 7)</i>	\$ 4,068,341	(8)
9.	Adjusted current year taxable value from Current Year form DR-420 Line 15	\$ 824,613,498	(9)
10.	Adjusted current year rolled-back rate <i>(Line 8 divided by Line 9, multiplied by 1,000)</i>	4.9336	per \$1,000 (10)
Calculate maximum millage levy			
11.	Rolled-back rate to be used for maximum millage levy calculation <i>(Enter Line 10 if adjusted or else enter Line 2)</i>	4.9336	per \$1,000 (11)
12.	Adjustment for change in per capita Florida personal income <i>(See Line 12 Instructions)</i>	1.0311	(12)
13.	Majority vote maximum millage rate allowed <i>(Line 11 multiplied by Line 12)</i>	5.0870	per \$1,000 (13)
14.	Two-thirds vote maximum millage rate allowed <i>(Multiply Line 13 by 1.10)</i>	5.5957	per \$1,000 (14)
15.	Current year adopted millage rate	0.0000	per \$1,000 (15)
16.	Minimum vote required to levy adopted millage: (Check one) (16)		
<input checked="" type="checkbox"/>	a. Majority vote of the governing body: Check here if Line 15 is less than or equal to Line 13. The maximum millage rate is equal to the majority vote maximum rate. Enter Line 13 on Line 17.		
<input type="checkbox"/>	b. Two-thirds vote of governing body: Check here if Line 15 is less than or equal to Line 14, but greater than Line 13. The maximum millage rate is equal to adopted rate. Enter Line 15 on Line 17.		
<input type="checkbox"/>	c. Unanimous vote of the governing body, or 3/4 vote if nine members or more: Check here if Line 15 is greater than Line 14. The maximum millage rate is equal to the adopted rate. Enter Line 15 on Line 17.		
<input type="checkbox"/>	d. Referendum: The maximum millage rate is equal to the adopted rate. Enter Line 15 on Line 17.		
17.	The selection on Line 16 allows a maximum millage rate of <i>(Enter rate indicated by choice on Line 16).</i>	5.0870	per \$1,000 (17)
18.	Current year gross taxable value from Current Year Form DR-420, Line 4	\$ 936,462,120	(18)

Continued on page 2

Taxing Authority :		DR-420MM R. 5/12 Page 2	
19.	Current year adopted taxes <i>(Line 15 multiplied by Line 18, divided by 1,000).</i>	\$	0 (19)
20.	Total taxes levied at the maximum millage rate <i>(Line 17 multiplied by Line 18, divided by 1,000).</i>	\$	4,763,783 (20)
DEPENDENT SPECIAL DISTRICTS AND MSTUs			STOP HERE. SIGN AND SUBMIT.
21.	Enter the current year adopted taxes of all dependent special districts & MSTUs levying a millage <i>(The sum of all Lines 19 from each district's Form DR-420MM)</i>	\$	0 (21)
22.	Total current year adopted taxes <i>(Line 19 plus Line 21).</i>	\$	0 (22)
Total Maximum Taxes			
23.	Enter the taxes at the maximum millage of all dependent special districts & MSTUs levying a millage <i>(The sum of all Lines 20 from each district's Form DR-420MM).</i>	\$	0 (23)
24.	Total taxes at maximum millage rate <i>(Line 20 plus Line 23).</i>	\$	4,763,783 (24)
Total Maximum Versus Total Taxes Levied			
25.	Are total current year adopted taxes on Line 22 equal to or less than total taxes at the maximum millage rate on Line 24? (Check one)	<input type="checkbox"/> YES	<input checked="" type="checkbox"/> NO (25)
S I G N H E R E	Taxing Authority Certification	I certify the millages and rates are correct to the best of my knowledge. The millages comply with the provisions of s. 200.065 and the provisions of either s. 200.071 or s. 200.081, F.S.	
	Signature of Chief Administrative Officer :	Date :	
	Title : Michael J. Choate, FIRE CHIEF	Contact Name and Contact Title : Michael J. Choate, FIRE CHIEF	
	Mailing Address : 502 NEW MARKET RD E	Physical Address : 502 EAST NEW MARKET ROAD	
	City, State, Zip : IMMOKALEE, FL 34142	Phone Number : 239-657-2111	Fax Number : 239-657-9489

Complete and submit this form to the Department of Revenue with the completed DR-487, Certification of Compliance, within 30 days of the final hearing.

**MAXIMUM MILLAGE LEVY CALCULATION
FINAL DISCLOSURE
INSTRUCTIONS**

General Instructions

Each of the following taxing authorities must complete a DR-420MM.

- County
- Municipality
- Special district dependent to a county or municipality
- County MSTU
- Independent special district, including water management districts
- Water management district basin

Voting requirements for millages adopted by a two-thirds or a unanimous vote are based on the full membership of the governing body, not on the number of members present at the time of the vote.

This form calculates the maximum tax levy for 2017 allowed under s. 200.065(5), F.S. Counties and municipalities, including dependent special districts and MSTUs, which adopt a tax levy at the final hearing higher than allowed under s. 200.065, F.S., may be subject to the loss of their half-cent sales tax distribution.

DR-420MM shows the maximum millages and taxes levied based on your adoption vote. Each taxing authority must complete, sign, and submit this form to the Department of Revenue with their completed DR-487, *Certification of Compliance*, within 30 days of their final hearing.

Taxing authorities must also submit DR-487V, *Vote Record for Final Adoption of Millage Levy*. This form certifies to the Department of Revenue the vote on the resolution or ordinance stating the millage rate adopted at the final hearing.

Specific tax year references in this form are updated each year by the Department.

Line Instructions

Lines 5-10

Only taxing authorities that levied a 2016 millage rate less than their maximum majority vote rate must complete these lines. The adjusted rolled-back rate on Line 10 is the rate that would have been levied if the maximum vote rate for 2016 had been adopted. If these lines are completed, enter the adjusted rate on Line 11.

Line 12

This line is entered by the Department of Revenue. The same adjustment factor is used statewide by all taxing authorities. It is based on the change in per capita Florida personal income (s. 200.001(8)(i), F.S.), which Florida Law requires the Office of Economic and Demographic Research to report each year.

Lines 13 and 14

Millage rates are the maximum that could be levied with a majority or two-thirds vote of the full membership of the governing body. With a unanimous vote of the full membership (three-fourths vote of the full membership if the governing body has nine or more members) or a referendum, the maximum millage rate that can be levied is the taxing authority's statutory or constitutional cap.

Line 16

Check the box for the minimum vote necessary at the final hearing to levy your adopted millage rate.

Line 17

Enter the millage rate indicated by the box checked in Line 16. If the adopted millage rate is equal to or less than the majority vote maximum millage rate, enter the majority vote maximum. If a two-thirds vote, a unanimous vote, or a referendum is required, enter the adopted millage rate. For a millage requiring more than a majority vote, the adopted millage rate must be entered on Line 17, rather than the maximum rate, so that the comparisons on Lines 21 through 25 are accurate.



Reset Form


Print Form

**MAXIMUM MILLAGE LEVY CALCULATION
PRELIMINARY DISCLOSURE**
For municipal governments, counties, and special districts

DR-420MM-P
R. 5/12
Rule 12D-16.002
Florida Administrative Code
Effective 11/12

Year: 2017		County: COLLIER	
Principal Authority: IMMOKALEE FIRE CONTROL DIST		Taxing Authority: IMMOKALEE FIRE CONTROL DIST	
1.	Is your taxing authority a municipality or independent special district that has levied ad valorem taxes for less than 5 years?	<input type="checkbox"/> Yes	<input checked="" type="checkbox"/> No (1)
IF YES, STOP HERE. SIGN AND SUBMIT. You are not subject to a millage limitation.			
2.	Current year rolled-back rate from Current Year Form DR-420, Line 16	3.7375	per \$1,000 (2)
3.	Prior year maximum millage rate with a majority vote from 2016 Form DR-420MM, Line 13	4.9502	per \$1,000 (3)
4.	Prior year operating millage rate from Current Year Form DR-420, Line 10	3.7500	per \$1,000 (4)
If Line 4 is equal to or greater than Line 3, skip to Line 11. If less, continue to Line 5.			
Adjust rolled-back rate based on prior year majority-vote maximum millage rate			
5.	Prior year final gross taxable value from Current Year Form DR-420, Line 7	\$ 821,853,959	(5)
6.	Prior year maximum ad valorem proceeds with majority vote <i>(Line 3 multiplied by Line 5 divided by 1,000)</i>	\$ 4,068,341	(6)
7.	Amount, if any, paid or applied in prior year as a consequence of an obligation measured by a dedicated increment value from Current Year Form DR-420 Line 12	\$ 0	(7)
8.	Adjusted prior year ad valorem proceeds with majority vote <i>(Line 6 minus Line 7)</i>	\$ 4,068,341	(8)
9.	Adjusted current year taxable value from Current Year form DR-420 Line 15	\$ 824,613,498	(9)
10.	Adjusted current year rolled-back rate <i>(Line 8 divided by Line 9, multiplied by 1,000)</i>	4.9336	per \$1,000 (10)
Calculate maximum millage levy			
11.	Rolled-back rate to be used for maximum millage levy calculation <i>(Enter Line 10 if adjusted or else enter Line 2)</i>	4.9336	per \$1,000 (11)
12.	Adjustment for change in per capita Florida personal income <i>(See Line 12 Instructions)</i>	1.0311	(12)
13.	Majority vote maximum millage rate allowed <i>(Line 11 multiplied by Line 12)</i>	5.0870	per \$1,000 (13)
14.	Two-thirds vote maximum millage rate allowed <i>(Multiply Line 13 by 1.10)</i>	5.5957	per \$1,000 (14)
15.	Current year proposed millage rate	3.7500	per \$1,000 (15)
16.	Minimum vote required to levy proposed millage: (Check one) (16)		
<input checked="" type="checkbox"/>	a. Majority vote of the governing body: Check here if Line 15 is less than or equal to Line 13. The maximum millage rate is equal to the majority vote maximum rate. Enter Line 13 on Line 17.		
<input type="checkbox"/>	b. Two-thirds vote of governing body: Check here if Line 15 is less than or equal to Line 14, but greater than Line 13. The maximum millage rate is equal to proposed rate. Enter Line 15 on Line 17.		
<input type="checkbox"/>	c. Unanimous vote of the governing body, or 3/4 vote if nine members or more: Check here if Line 15 is greater than Line 14. The maximum millage rate is equal to the proposed rate. Enter Line 15 on Line 17.		
<input type="checkbox"/>	d. Referendum: The maximum millage rate is equal to the proposed rate. Enter Line 15 on Line 17.		
17.	The selection on Line 16 allows a maximum millage rate of <i>(Enter rate indicated by choice on Line 16)</i>	5.0870	per \$1,000 (17)
18.	Current year gross taxable value from Current Year Form DR-420, Line 4	\$ 936,462,120	(18)

Continued on page 2

Taxing Authority: IMMOKALEE FIRE CONTROL DIST		DR-420MM-P R. 5/12 Page 2	
19.	Current year proposed taxes <i>(Line 15 multiplied by Line 18, divided by 1,000)</i>	\$	3,511,733 (19)
20.	Total taxes levied at the maximum millage rate <i>(Line 17 multiplied by Line 18, divided by 1,000)</i>	\$	4,763,783 (20)
DEPENDENT SPECIAL DISTRICTS AND MSTUs			STOP HERE. SIGN AND SUBMIT.
21.	Enter the current year proposed taxes of all dependent special districts & MSTUs levying a millage <i>(The sum of all Lines 19 from each district's Form DR-420MM-P)</i>	\$	0 (21)
22.	Total current year proposed taxes <i>(Line 19 plus Line 21)</i>	\$	3,511,733 (22)
Total Maximum Taxes			
23.	Enter the taxes at the maximum millage of all dependent special districts & MSTUs levying a millage <i>(The sum of all Lines 20 from each district's Form DR-420MM-P)</i>	\$	0 (23)
24.	Total taxes at maximum millage rate <i>(Line 20 plus Line 23)</i>	\$	4,763,783 (24)
Total Maximum Versus Total Taxes Levied			
25.	Are total current year proposed taxes on Line 22 equal to or less than total taxes at the maximum millage rate on Line 24? (Check one)	<input checked="" type="checkbox"/> YES <input type="checkbox"/> NO	(25)
S I G N H E R E	Taxing Authority Certification	I certify the millages and rates are correct to the best of my knowledge. The millages comply with the provisions of s. 200.065 and the provisions of either s. 200.071 or s. 200.081, F.S.	
	Signature of Chief Administrative Officer :	Date :	
	Electronically Certified by Taxing Authority	8/1/2017 4:37 PM	
	Title : Michael J. Choate, FIRE CHIEF	Contact Name and Contact Title : Michael J. Choate, FIRE CHIEF	
	Mailing Address : 502 NEW MARKET RD E	Physical Address : 502 EAST NEW MARKET ROAD	
City, State, Zip : IMMOKALEE, FL 34142	Phone Number : 239-657-2111	Fax Number : 239-657-9489	

Complete and submit this form DR-420MM-P, Maximum Millage Levy Calculation-Preliminary Disclosure, to your property appraiser with the form DR-420, Certification of Taxable Value.

**MAXIMUM MILLAGE LEVY CALCULATION
PRELIMINARY DISCLOSURE
INSTRUCTIONS**

General Instructions

Each of the following taxing authorities must complete a DR-420MM-P.

- County
- Municipality
- Special district dependent to a county or municipality
- County MSTU
- Independent special district, including water management districts
- Water management district basin

Voting requirements for millages adopted by a two-thirds or a unanimous vote are based on the full membership of the governing body, not on the number of members present at the time of the vote.

This form calculates the maximum tax levy for 2017 allowed under s. 200.065(5), F.S. Counties and municipalities, including dependent special districts and MSTUs, which adopt a tax levy at the final hearing higher than allowed under s. 200.065, F.S., may be subject to the loss of their half-cent sales tax distribution.

DR-420MM-P shows the preliminary maximum millages and taxes levied based on your proposed adoption vote. Each taxing authority must complete, sign, and submit this form to their property appraiser with their completed DR-420, Certification of Taxable Value.

The vote at the final hearing and the resulting maximum may change. After the final hearing, each taxing authority will file a final Form DR-420MM, Maximum Millage Levy Calculation Final Disclosure, with Form DR-487, Certification of Compliance, with the Department of Revenue.

Specific tax year references in this form are updated each year by the Department.

Line Instructions

Lines 5-10

Only taxing authorities that levied a 2016 millage rate less than their maximum majority vote rate must complete these lines. The adjusted rolled-back rate on Line 10 is the rate that would have been levied if the maximum vote rate for 2016 had been adopted. If these lines are completed, enter the adjusted rate on Line 11.

Line 12

This line is entered by the Department of Revenue. The same adjustment factor is used statewide by all taxing authorities. It is based on the change in per capita Florida personal income (s. 200.001(8)(i), F.S.), which Florida Law requires the Office of Economic and Demographic Research to report each year.

Lines 13 and 14

Millage rates are the maximum that could be levied with a majority or two-thirds vote of the full membership of the governing body. With a unanimous vote of the full membership (three-fourths vote of the full membership if the governing body has nine or more members) or a referendum, the maximum millage rate that can be levied is the taxing authority's statutory or constitutional cap.

Line 16

Check the box for the minimum vote necessary at the final hearing to levy your adopted millage rate.

Line 17

Enter the millage rate indicated by the box checked in Line 16. If the proposed millage rate is equal to or less than the majority vote maximum millage rate, enter the majority vote maximum. If a two-thirds vote, a unanimous vote, or a referendum is required, enter the proposed millage rate. For a millage requiring more than a majority vote, the proposed millage rate must be entered on Line 17, rather than the maximum rate, so that the comparisons on Lines 21 through 25 are accurate.



CERTIFICATION OF FINAL TAXABLE VALUE

Reset Form

Print Form

DR-422
R. 5/13
Rule 12D-16.002
Florida Administrative Code
Effective 5/13
Provisional

Year: 2017	County: COLLIER	Is VAB still in session? <input type="checkbox"/> Yes <input type="checkbox"/> No
Principal Authority: IMMOKALEE FIRE CONTROL DIST		Check type: <input type="checkbox"/> School District <input type="checkbox"/> County <input type="checkbox"/> Municipality <input checked="" type="checkbox"/> Independent Special District <input type="checkbox"/> Water Management District
Taxing Authority: IMMOKALEE FIRE CONTROL DIST		Check type: <input checked="" type="checkbox"/> Principal Authority <input type="checkbox"/> MSTU <input type="checkbox"/> Dependent Special District <input type="checkbox"/> Water Management District Basin

SECTION I : COMPLETED BY PROPERTY APPRAISER

1. Current year gross taxable value from Line 4, Form DR-420	\$	936,462,120	(1)
2. Final current year gross taxable value from Form DR-403 Series	\$	0	(2)
3. Percentage of change in taxable value <i>(Line 2 divided by Line 1, minus 1, multiplied by 100)</i>		-100.00 %	(3)

The taxing authority must complete this form and return it to the property appraiser by _____ time _____ date

	Property Appraiser Certification	I certify the taxable values above are correct to the best of my knowledge.	
SIGN HERE	Signature of Property Appraiser :	Date :	

SECTION II : COMPLETED BY TAXING AUTHORITY

MILLAGE RATE ADOPTED BY RESOLUTION OR ORDINANCE AT FINAL BUDGET HEARING UNDER s. 200.065(2)(d), F.S.

If this portion of the form is not completed in full your taxing authority will be denied TRIM certification and possibly lose its millage levy privilege for the tax year. **If any line is inapplicable, enter N/A or -0-**.

Non-Voted Operating Millage Rate (from resolution or ordinance)

4a. County or municipal principal taxing authority	0.0000	per \$1,000	(4a)
4b. Dependent special district	0.0000	per \$1,000	(4b)
4c. Municipal service taxing unit (MSTU)	0.0000	per \$1,000	(4c)
4d. Independent Special District	0.0000	per \$1,000	(4d)
4e. School district	Required Local Effort	0.0000	per \$1,000 (4e)
	Capital Outlay	0.0000	per \$1,000
	Discretionary Operating	0.0000	per \$1,000
	Discretionary Capital Improvement	0.0000	per \$1,000
	0.0000		
	Additional Voted Millage	0.0000	per \$1,000
4f. Water management district	District Levy	0.0000	per \$1,000 (4f)
	Basin	0.0000	per \$1,000

Are you going to adjust adopted millage ?	<input type="checkbox"/> YES	<input type="checkbox"/> NO	If No, STOP HERE, Sign and Submit.
--	------------------------------	-----------------------------	---

Taxing Authority :		DR-422 R. 5/13 Page 2
COUNTIES, MUNICIPALITIES, SCHOOLS, and WATER MANAGEMENT DISTRICTS may adjust the non-voted millage rate only if the percentage on Line 3 is greater than plus or minus 1% . (s. 200.065(6), F.S)		
5.	Unadjusted gross ad valorem proceeds <i>(Line 1 multiplied by Line 4a, 4e, or 4f as applicable, divided by 1,000)</i>	\$ 0 (5)
6.	Adjusted millage rate (Only if Line 3 is greater than plus or minus 1%) <i>(Line 5 divided by Line 2 multiplied by 1,000)</i>	0.0000 per \$1000 (6)
MSTUs, DEPENDENT SPECIAL DISTRICTS , and INDEPENDENT SPECIAL DISTRICTS may adjust the non-voted millage rate only if the percentage on Line 3 is greater than plus or minus 3% (s. 200.065(6), F.S.)		
7.	Unadjusted gross ad valorem proceeds <i>(Line 1 multiplied by Line 4b, 4c, or 4d as applicable, divided by 1,000)</i>	\$ 0 (7)
8.	Adjusted Millage rate (Only if Line 3 is greater than plus or minus 3%) <i>(Line 7 divided by Line 2, multiplied by 1,000)</i>	0.0000 per \$1000 (8)
S I G N H E R E	Taxing Authority Certification	
	I certify the millages and rates are correct to the best of my knowledge. The millages comply with the provisions of s. 200.065 and the provisions of either s. 200.071 or s. 200.081, F.S.	
	Signature of Chief Administrative Officer :	Date :
	Title : Michael J. Choate, FIRE CHIEF	Contact Name and Contact Title : Michael J. Choate, FIRE CHIEF
	Mailing Address : 502 NEW MARKET RD E	Physical Address : 502 EAST NEW MARKET ROAD
City, State, Zip : IMMOKALEE, FL 34142	Phone Number : 239-657-2111	Fax Number : 239-657-9489

INSTRUCTIONS

SECTION I: Property Appraiser

1. Initiate a separate DR-422 form for each DR-420, Certification of Taxable Value, and DR-420S, Certification of School Taxable Value, submitted.
2. Complete Section I and sign.
3. Send the original to the taxing authority and keep a copy.

SECTION II: Taxing Authority

1. Complete Section II and sign.
2. Return the original to the property appraiser.
3. Keep a copy for your records.
4. Send a copy to the tax collector.
5. Send a copy with the DR-487, Certification of Compliance, to the Department of Revenue at the address below. Send separately if the DR-487 was previously sent to the Department.

Florida Department of Revenue
Property Tax Oversight - TRIM Section
P. O. Box 3000
Tallahassee, Florida 32315 - 3000

All taxing authorities must complete Line 4, millages adopted by resolution/ordinance at final budget hearing.

Counties, municipalities, schools, and water management districts may complete Line 5 and Line 6 only when Line 3 is greater than plus or minus 1%. (s. 200.065(6), F.S.)

MSTUs, dependent special districts, and independent special districts may adjust the non-voted millage rate only when Line 3 is greater than plus or minus 3%. (s. 200.065(6), F.S.)

Adjusted millage rate must comply with statutes. The adjusted millage rate entered on Line 6 or Line 8 cannot exceed the rate allowed by other provisions of law or the state constitution.

Multi-county and water management districts must complete a separate DR-422 for each county.

All TRIM forms for taxing authorities are available on our website at

<http://dor.myflorida.com/dor/property/trim>



CERTIFICATION OF FINAL TAXABLE VALUE

Reset Form

Print Form

DR-422
R. 5/13
Rule 12D-16.002
Florida Administrative Code
Effective 5/13
Provisional

Year: 2017	County: COLLIER	Is VAB still in session? <input type="checkbox"/> Yes <input type="checkbox"/> No
Principal Authority: IMMOKALEE FIRE CONTROL DIST		Check type: <input type="checkbox"/> School District <input type="checkbox"/> County <input type="checkbox"/> Municipality <input checked="" type="checkbox"/> Independent Special District <input type="checkbox"/> Water Management District
Taxing Authority: IMMOKALEE FIRE CONTROL DIST		Check type: <input checked="" type="checkbox"/> Principal Authority <input type="checkbox"/> MSTU <input type="checkbox"/> Dependent Special District <input type="checkbox"/> Water Management District Basin

SECTION I : COMPLETED BY PROPERTY APPRAISER

1.	Current year gross taxable value from Line 4, Form DR-420	\$	936,462,120	(1)
2.	Final current year gross taxable value from Form DR-403 Series	\$	0	(2)
3.	Percentage of change in taxable value <i>(Line 2 divided by Line 1, minus 1, multiplied by 100)</i>		-100.00 %	(3)

The taxing authority must complete this form and return it to the property appraiser by _____ time _____ date

	Property Appraiser Certification	I certify the taxable values above are correct to the best of my knowledge.		
SIGN HERE	Signature of Property Appraiser:	Date:		

SECTION II : COMPLETED BY TAXING AUTHORITY

MILLAGE RATE ADOPTED BY RESOLUTION OR ORDINANCE AT FINAL BUDGET HEARING UNDER s. 200.065(2)(d), F.S.

If this portion of the form is not completed in full your taxing authority will be denied TRIM certification and possibly lose its millage levy privilege for the tax year. **If any line is inapplicable, enter N/A or -0-**.

Non-Voted Operating Millage Rate (from resolution or ordinance)				
4a.	County or municipal principal taxing authority	0.0000	per \$1,000	(4a)
4b.	Dependent special district	0.0000	per \$1,000	(4b)
4c.	Municipal service taxing unit (MSTU)	0.0000	per \$1,000	(4c)
4d.	Independent Special District	0.0000	per \$1,000	(4d)
4e.	School district	0.0000	per \$1,000	(4e)
	Required Local Effort	0.0000	per \$1,000	
	Capital Outlay	0.0000	per \$1,000	
	Discretionary Operating	0.0000	per \$1,000	
	Discretionary Capital Improvement	0.0000	per \$1,000	
		0.0000		
	Additional Voted Millage	0.0000	per \$1,000	
4f.	Water management district	0.0000	per \$1,000	(4f)
	District Levy	0.0000	per \$1,000	
	Basin	0.0000	per \$1,000	

Are you going to adjust adopted millage ?	<input type="checkbox"/> YES	<input type="checkbox"/> NO	If No, STOP HERE, Sign and Submit.
--	------------------------------	-----------------------------	---

Taxing Authority :		DR-422 R. 5/13 Page 2	
COUNTIES, MUNICIPALITIES, SCHOOLS, and WATER MANAGEMENT DISTRICTS may adjust the non-voted millage rate only if the percentage on Line 3 is greater than plus or minus 1%. (s. 200.065(6), F.S.)			
5.	Unadjusted gross ad valorem proceeds <i>(Line 1 multiplied by Line 4a, 4e, or 4f as applicable, divided by 1,000)</i>	\$	0 (5)
6.	Adjusted millage rate (Only if Line 3 is greater than plus or minus 1%) <i>(Line 5 divided by Line 2 multiplied by 1,000)</i>	0.0000	per \$1000 (6)
MSTUs, DEPENDENT SPECIAL DISTRICTS, and INDEPENDENT SPECIAL DISTRICTS may adjust the non-voted millage rate only if the percentage on Line 3 is greater than plus or minus 3% (s. 200.065(6), F.S.)			
7.	Unadjusted gross ad valorem proceeds <i>(Line 1 multiplied by Line 4b, 4c, or 4d as applicable, divided by 1,000)</i>	\$	0 (7)
8.	Adjusted Millage rate (Only if Line 3 is greater than plus or minus 3%) <i>(Line 7 divided by Line 2, multiplied by 1,000)</i>	0.0000	per \$1000 (8)
S I G N H E R E	Taxing Authority Certification		I certify the millages and rates are correct to the best of my knowledge. The millages comply with the provisions of s. 200.065 and the provisions of either s. 200.071 or s. 200.081, F.S.
	Signature of Chief Administrative Officer :		Date :
	Title : Michael J. Choate, FIRE CHIEF	Contact Name and Contact Title : Michael J. Choate, FIRE CHIEF	
	Mailing Address : 502 NEW MARKET RD E	Physical Address : 502 EAST NEW MARKET ROAD	
	City, State, Zip : IMMOKALEE, FL 34142	Phone Number : 239-657-2111	Fax Number : 239-657-9489

INSTRUCTIONS

SECTION I: Property Appraiser

1. Initiate a separate DR-422 form for each DR-420, Certification of Taxable Value, and DR-420S, Certification of School Taxable Value, submitted.
2. Complete Section 1 and sign.
3. Send the original to the taxing authority and keep a copy.

SECTION II: Taxing Authority

1. Complete Section II and sign.
2. Return the original to the property appraiser.
3. Keep a copy for your records.
4. Send a copy to the tax collector.
5. Send a copy with the DR-487, Certification of Compliance, to the Department of Revenue at the address below. Send separately if the DR-487 was previously sent to the Department.

Florida Department of Revenue
Property Tax Oversight - TRIM Section
P. O. Box 3000
Tallahassee, Florida 32315 - 3000

All taxing authorities must complete Line 4, millages adopted by resolution/ordinance at final budget hearing.

Counties, municipalities, schools, and water management districts may complete Line 5 and Line 6 only when Line 3 is greater than plus or minus 1%. (s. 200.065(6), F.S.)

MSTUs, dependent special districts, and independent special districts may adjust the non-voted millage rate only when Line 3 is greater than plus or minus 3%. (s. 200.065(6), F.S.)

Adjusted millage rate must comply with statutes. The adjusted millage rate entered on Line 6 or Line 8 cannot exceed the rate allowed by other provisions of law or the state constitution.

Multi-county and water management districts must complete a separate DR-422 for each county.

All TRIM forms for taxing authorities are available on our website at
<http://dor.myflorida.com/dor/property/trim>

Purchase Order

Ship to and Bill To
 Immokalee Fire Control District
 502 E. New Market Rd.
 (239) 657-2111




Date: 8/11/2017
 PO # 5077-jdb

Tax Exempt # 85-8012671924C-9

Vendor **South Florida Emergency vehicles**

Quote Number: **Q1360**

Department:		Ordered by:			
Qty.	Description	Unit Cost	Amount	Vehicle # or Project	Budget Line Item #
1	HPX200-B18 Xtreme, EXH Prime pump	\$4,770.90	\$4,770.90		
1	shipping	\$225.00	\$225.00		
			\$0.00		
			\$0.00		
			\$0.00		
			\$0.00		
			\$0.00		
			\$0.00		
			\$0.00		
			\$0.00		
			\$0.00		
			\$0.00		
			\$0.00		
			\$0.00		
			\$0.00		
			\$0.00		
			\$0.00		
			\$0.00		
			\$0.00		
			\$0.00		
TOTAL			\$4,995.90		


8/11/17
 Authorized Purchaser's Signature Date

Receivers Signature Date
 I hereby certify that the articles enumerated above have been received by me in good condition in the quantity and quality specified, or the services performed as stated.

4655 Cummins Ct.
Fort Myers, FL 33905

Phone: 239-267-5300
Fax: 239-590-9246



**SOUTH FLORIDA
EMERGENCY VEHICLES**

Quote

Date	Quote #
7/21/2017	Q1360

Name / Address
Immokalee Fire Control 502 NEW MARKET ROAD EAST IMMOKALEE, FL 34142

		HS #	Terms	Project	Rep	Valid to Date	
			Net 30		GC		
Qty	U/M	Item	Description		List Price	Sales Price	Total
1	EA	HAL-545-4061-30-0	HPX200-B18 XTREME, EXH PRIME		5301.00	4,770.90	4,770.90
1		SHIPPING	EST GROUND TRUCK FREIGHT			225.00	225.00
			SHIPPING				
			20 WORK DAY LEAD TIME				
			OR THE HALE REP CAN BRING THIS				
			ITEM WHEN SHE VISITS SFEV IN FT				
			MYERS ON AUGUST 9TH				
					Total	\$4,995.90	



CALL US: 1-800-568-2403 / 1-712-792-3143 EMAIL: 



Hale HPX200-B18 X-Stream Pump



HPX200-B18 X-Stream Pump

Hale HPX200-B18 X-Stream Pump

Part Number: 545-4061-30-0

Retail Price: ~~\$6,088.84~~

Your Savings: \$2,130.89 (35%)

Your Price: \$4,957.95

Choose Options

- Base Package
- T Package Pump

Quantity

1

 ADD 

Share

Like

Sign Up to see what your friends like

Description

The integrated X-Stream series pump is the newest, most exciting development in slip-on pumps in years. Innovative features have been engineered to provide unparalleled performance and ease of HPX100-B18 operation.

The X-Stream model configuration is ideal for mounting on any piece of equipment. The pumping unit is attached to a steel skid plate base that can be easily mounted into any vehicle. The rail base includes all required hardware and vibration isolators. The HP X-Stream series pumps also features Hale's exclusive band clamp design for quick and easy access for maintenance and repair. A bronze impeller and replaceable bronze wear rings are housed in a high strength, lightweight aluminum alloy pump housing. The units feature self-adjusting, self-lubricating mechanical pump seals.

Features:

- Pump and engine assembly base mounted
- Remote panel with throttle, choke, push-button start, single discharge pressure gauge & running light
- Exhaust Primer - Gas Units
- ESP - 12 Oil-less Electric Primer with PVG Priming Valve - Diesel Units
- Electric Start w/ Manual Recoil Back-up
- NPT Female Suction & Discharge Threads
- Spark Arrestor Muffler

Specifications:

- Pump material: Anodized aluminum alloy pump body, bronze impeller
- Connections: Suction 3" NPT/4" victaulic
- Discharge 2.5" NPT
- Priming: Exhaust venturi ejector
- Max flow: 245 GPM
- Max pressure: 175 PSI
- Engine: Briggs & Stratton 18HP 4 cycle
- Panel: X-Stream with discharge gauge, priming lever, start button, ON/OFF switch, oil warning light, choke & throttle control
- X Package Includes Exhaust Primer, Electric Start Manual Pull Start for Backup, Control Panel (ships loose)
- T Package includes Exhaust Primer, Electric Start Manual Pull Start for Backup, Control Panel Attached, Mounted Battery, Muffler Blanket, Swivel Discharge Valve & 6 Gallon Loose Fuel Cell

Other top rated products



<     >

Product Name	Price
CHINESE HIGH QUALITY HOOD	\$35.95
PRIME LOCK™ Double Padlock	\$105.95
Ferno Medical First Aid Kit	\$31.00
Blower Bag	\$27.95

Powered by 


0 Questions 0 Answers

 ASK A QUESTION

[Reviews \(0\)](#) [Questions \(0\)](#)



Currently, there are no reviews for this product.

RELATED ITEMS



Husky Salvage Cover 12 Oz Natural Canvas - Off White

\$55.25

[BUY](#)



Kent Onyx Polymer Rainsuit

\$11.41

[BUY](#)



Kent Rearming Kit for M-33 In-Sight Inflatable Life Jackets (PFDs)

\$11.81

[BUY](#)



FoxFury 600-1020 Yellow Goggles

\$14.99

BUY

RECENTLY VIEWED ITEMS

REVIEW HISTORY (0)

★ REVIEWS

CUSTOMER CARE

[APPLICATION](#)

[POLICIES/T&C](#)

[AFFILIATES](#)



[Subscribe](#)



OUR POLICIES

[RETURNS](#)

[CANCELLATIONS](#)

[TERMS & CONDITIONS](#)

[PRIVACY](#)

[ABOUT SSL CERTIFICATES](#)

ORDER INFORMATION

[CREATE AN ORDER](#)

[ORDER STATUS](#)

Order your Security Equipment Online from:



FIREPENNY

Toll Free: (877) 291-1971
sales@firepenny.com

Email:

Search...

Shop By Brand

All Categories

Boots

Fire Hose

Gloves

Helmets

Hoods

Home > All Categories > Pumps > Mid-Range >



Larger Photo

Email A Friend

Like 0

Share

Alternative Views:



Hale HPX200-Firefighting P

Price: \$3,750.00

Updated Price: \$4,910.00

Update Price

Availability: Available for order

Product Code: HALE-HPX200-B18

Choose your options:

Hale Base

Skid Base (truck mount)

Hale Battery & Cables Kit

[Click to view another Hale Battery & Cables Kit](#)



help



Hale HPX200-B18 Skid Mount Firefighting Pump

Price: \$3,750.00

Updated Price: \$4,910.00

 [Larger Photo](#)

 [Email A Friend](#)

[Update Price](#)

[Like 0](#)

[Share](#)

Alternative Views:



Availability: Available for order

Product Code: HALE-HPX200-B18

Choose your options:

Hale Base

- Skid Base (truck mount)

Hale Battery & Cables Kit

[Click to view another Hale Battery & Cables Kit](#)



- Battery & Cables Kit [Add \$290.00]
- none

Hale Control Panel

[Click to view another Hale Control Panel](#)



- X-Stream Panel (discharge gauge, start button, on/off switch, oil light, choke/throttle, primer)
- no panel required

Hale Fuel Tank

- No Fuel Tank (std)
- 5 Gallon Remote Fuel Tank w/ Mounting Bracket [Add \$600.00]
- 6 Gallon Portable Fuel Tank Assembly [Add \$480.00]

Hale Hourmeter

[Click to view another Hale Hourmeter](#)



- Maintenance Hour Meter [Add \$140.00]
- Round Hour Meter, 12/24 Volt DC [Add \$255.00]
- none (std)

Hale Muffler Blanket

[Click to view another Hale Muffler Blanket](#)



- Muffler Blanket [Add \$135.00]
- none

Hale Muffler Exhaust Kit

[Click to view another Hale Muffler Exhaust Kit](#)



- Muffler Exhaust Elbow with Rain Cap (shipped loose) [Add \$100.00]
- none (std)

Hale Primer

- Exhaust Primer (std)
- Electric Primer with PVG Valve (shipped loose) [Add \$920.00]

Hale Tachometer

[Click to view another Hale Tachometer](#)



- Tach Hour Meter, Programmable [Add \$250.00]
- none

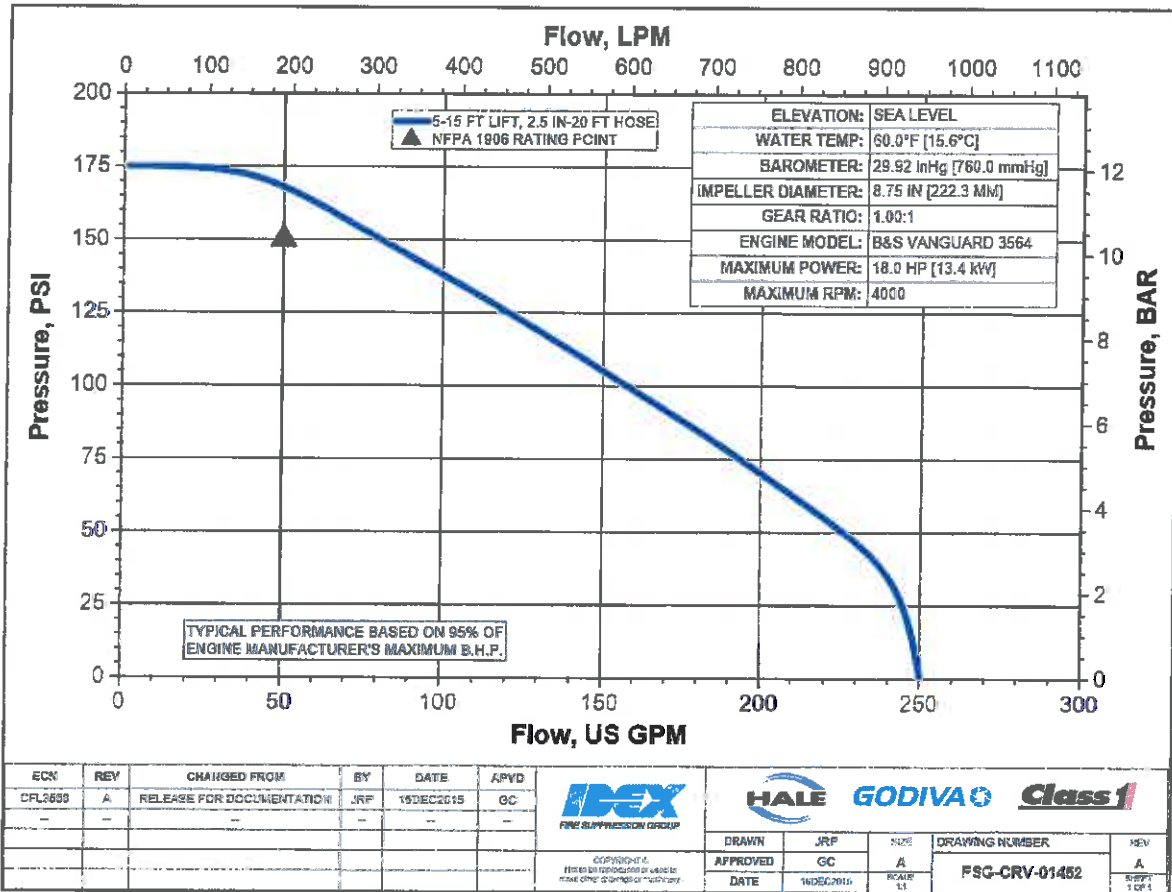
Qty: 1

Add To Cart

 Add To Wishlist

Hale HPX200-B18 Skid Mount Firefighting Pump

PowerFlow HP200-B18 Pump Performance



The Hale HPX200-B18 Skid Mount Firefighting Pump is a medium pressure, medium volume truck mount pump.

The pump body and head are coupled together with a stainless steel bank clamp which allows for quick pump removal for servicing.

HPX200 Series Briggs & Stratton Engine units meet ISO Class 9 Performance ratings.

X Base Features:

- Maxstream pump without base fuel tank - configured for easy installation by truck builders
- Exhaust primer
- Electric Start with manual recoil backup
- Mounted to a steel skid base plate that can easily be mounted into any vehicle

- Rail base includes all required hardware and vibration isolators
- (standard) Control Panel with discharge gauge, priming lever, start button, ON/OFF switch, oil warning light, choke and throttle control

Specifications:

<i>Length (inches):</i>	20.25"
<i>Width (inches):</i>	18"
<i>Height (inches):</i>	20"
<i>Weight (pounds):</i>	145 lbs (66 kg)
<i>Suction Connection:</i>	3" Female NPT; 4" Victaulic
<i>Discharge Connection:</i>	2.5" Female NPT
<i>Body and Head:</i>	Lightweight, high strength, anodized aluminum
<i>Pump Shaft:</i>	Engine shaft with bronze sleeve
<i>Impeller:</i>	Enclosed type, silicon bronze
<i>Clearance Rings:</i>	Renewable type, bearing bronze
<i>Gear Box:</i>	Direct drive
<i>Priming:</i>	Exhaust venturi
<i>Type:</i>	Medium Pressure, Medium Volume
<i>Max Pressure (PSI):</i>	175 PSI
<i>Max Flow (GPM):</i>	245 GPM
<i>NFPA 1906 Rated Capacity:</i>	50 GPM @ 150 PSI

Ideal Applications:

- Wildland and attack firefighting
- Booster Reel
- Single 1-3/4" line
- 2-1/2" supply line

PowerFlow Portable Pumps

Hale PowerFlow Portable Pumps

Related Products...

Hale HPX300-B18 Skid Mount Firefighting Pump

Price: \$4,475.00

Add



CET 20hp Kohler Mid-Range Firefighting Pump

Price: \$4,213.00

Add



Darley Davey 10HP Briggs & Stratton Vanguard Firefighting Pump, 2 Stage

Price: \$2,395.00

Add



Hale HPX200-YD9 Diesel Fire Pump

Price: \$6,950.00

Add



CET 25hp Kubota Diesel Mid-Range Firefighting Pump

Price: \$11,977.00

Add



Darley Davey 13HP Briggs & Stratton Vanguard Portable Firefighting Pump

Price: \$2,995.00

Add



Hale HPX450-B35 Firefighting Pump

Price: \$5,500.00

Add



CET 18HP Vanguard Mid-Range Firefighting Pump

Price: \$4,213.00

Add



Share your knowledge of this product with other customers... Be the first to write a review

Browse for more products in the same category as this item:

[All Categories > Pumps > Mid-Range](#)

[All Categories > Pumps > Hale](#)

[All Categories > Pumps > Wildland](#)

[All Categories > Wildland > Pumps](#)



July 31, 2017

Josh Bauer
Collier County Florida
jbauer@immfire.com

Dear Mr. Bauer:

This letter is being sent in response to your request regarding the Opticom™ priority control system. Opticom is manufactured by Global Traffic Technologies, LLC (GTT). Since 1968, Opticom has been the standard in priority control, now totaling more than 3,100 customers, 70,000+ intersections and 70,000+ vehicles worldwide. Worth noting, GTT's Opticom system is used in 41 of the 50 largest U.S. cities, amongst many other deployments in Canada, Europe, Asia-Pacific and the Middle-East.

GTT invests heavily in research and development, to ensure its customers always receive the best value and most feature-rich solutions when buying priority control. This effort has led to more than 100 patents, either granted or in-process.

While the topic of a mixed system sometimes emerges, please note that GTT designs, develops and tests each Opticom component as part of a "matched component system." This means that "mixing" non-Opticom components raises concerns, including:

- Security is accomplished through Opticom's proprietary design, which prevents unauthorized use of the system. Mixing components would significantly reduce or even eliminate the security measures GTT has built into the Opticom solution
- Mutual aid to and/or from surrounding communities depends on compatibility amongst signal priority solutions. The use of Opticom components with non-Opticom components has not been designed for or tested by GTT
- Proper testing of compatibility would require inclusion of all of the potential operating scenarios (temperature, humidity, electrical and accelerated life) and third-parties. Further, testing would need to be repeated each time an Opticom or third-party component was updated, making testing impractical. While the Opticom matched component system is guaranteed, mixing Opticom components with non-Opticom



TRANSPORTATION CONTROL SYSTEMS

1030 South 86th Street | Tampa, Florida 33619 | 800.886.2735 | 813.630.2800
www.tcstraffic.com

SALES QUOTE #: 30330

QUOTE DATE: 07/26/17 1:57PM

Print Date: 08/02/17 7:59AM PAGE 1 OF 2

Noted To
IMMOKALEE FIRE RESCUE

QUOTATION INFORMATION

Customer Code: ONE100 Doc Owner
Document Date: 07/26/17
Project References: COLLIER - OPTICOM IR EMITTER W/ INSTALL

Item No.	Item Description	Qty Ord	Unit Price	Ext. Price
TAX EXEMPT CERT FOUND IN ATTACHMENTS				
ATTN: JOSH BAUER				
64H	LED EMITTER (HIGH PRIORITY)	10	\$ 995.0000	\$ 9,950.00
BID ITEM 690				
GTT IR VEH. INSTALL	INSTALL IR VEHICLE EMITTER	10	\$ 950.0000	\$ 9,500.00

NCFR will Install

Quotation Totals And Terms On Next Page



August 5, 2017

IMMOKALEE FIRE CONTROL DISTRICT
ATTN: ALMA VALLADARES
502 EAST NEW MARKET RD
IMMOKALEE, FL 34142

AM BENEFITS SERVICES INC
3435 10TH ST N STE 304
NAPLES, FL 34103-3815

As you approach your upcoming renewal with Principal Life Insurance Company, we would like to thank you for your business over the past year. Our goal is to offer competitive benefit solutions supported with exceptional service. Your business is very important to us and we look forward to working with you over the next year.

Your Renewal

Your renewal rates can be found on the following pages. Your Principal Life coverage will renew on your policy anniversary date of October 1, 2017.

How to Renew Coverage

To renew coverage, your payment of the premium due is acceptance of your rates. We look forward to continuing our relationship with you and fulfilling your needs in the coming year.

Take Advantage of Discounts

You may be able to take advantage of the Principal Life **Multiple Product Discount** when at least three qualifying coverages are in force. A strong and competitive benefit offering will help you retain quality employees.

Contact Us

To inquire about this renewal, explore alternate benefit designs or learn more about other available coverage(s) contact your broker or *D DAVID RUSSELL* of *Rogers Benefit Group* at 813-749-9041.

Sincerely,

Group Benefits Underwriting
Specialty Benefits Division

RENEWAL RATES
Effective October 1, 2017

GROUP TERM LIFE - Rates are expressed as Per \$1,000

Renewal rates are guaranteed through September 30, 2018.

ALL MEMBERS

Volume Lives	Current Rate	Current Monthly Premium	Renewal Rate	Renewal Monthly Premium
\$1,980,000 33	\$0.169	\$334.62	\$0.150	\$297.00

Renewal Premium Percent of Change **11.2% Decrease**

ACCIDENTAL DEATH & DISMEMBERMENT - Rates are expressed as Per \$1,000

Your rates are not changing.

Renewal rates are guaranteed through September 30, 2018.

Active Members Only

Volume Lives	Current Rate	Current Monthly Premium	Renewal Rate	Renewal Monthly Premium
\$1,980,000 33	\$0.060	\$118.80	\$0.060	\$118.80

Renewal Premium Percent of Change **No change**

DENTAL

Renewal rates are guaranteed through September 30, 2018.

ALL MEMBERS

	Lives	Current Rates	Renewal Rates	Current Monthly Premium	Renewal Monthly Premium
Employee	12	\$28.12	\$25.00	\$337.44	\$300.00
Employee & Spouse	2	\$60.18	\$53.50	\$120.36	\$107.00
Employee & Child(ren)	1	\$72.11	\$64.11	\$72.11	\$64.11
Family	19	\$108.56	\$96.51	\$2,062.64	\$1,833.69
TOTAL				\$2,592.55	\$2,304.80

Renewal Premium Percent of Change **11.1% Decrease**

VISION

Renewal rates are guaranteed through September 30, 2018.

ALL MEMBERS					
	Lives	Current Rates	Renewal Rates	Current Monthly Premium	Renewal Monthly Premium
Employee	12	\$7.54	\$6.79	\$90.48	\$81.48
Employee & Spouse	3	\$15.63	\$14.07	\$46.89	\$42.21
Employee & Child(ren)	1	\$17.36	\$15.63	\$17.36	\$15.63
Family	18	\$27.91	\$25.12	\$502.38	\$452.16
TOTAL				\$657.11	\$591.48
Renewal Premium Percent of Change				10.0% Decrease	

Renewal Premium Percent of Change. The renewal premium percent of change is based on information presented in this letter.



Principal Life Insurance Company
 Des Moines, Iowa 50392
 ©2013 Principal Financial Services, Inc.

Lexis Advance Florida Statutes § 189.015
 Research [Bell Icon] Actions [Magnifying Glass Icon] More ▾

View full table of contents

LexisNexis® Florida Annotated Statutes

§ 189.01. Short title.

§ 189.011. Statement of legislative purpose and intent.

§ 189.012. Definitions.

§ 189.013. Special districts; creation, dissolution, and reporting requirements.

§ 189.014. Designation of registered office and agent.

§ 189.015. Meetings; notice; required reports.

§ 189.016. Reports; budgets; audits.

§ 189.017. Rulemaking authority.

§ 189.018. Fee schedule; Grants and Donations Trust Fund.

§ 189.019. Codification.

◀ Previous

Next ▶

Fla. Stat. § 189.015

Copy Citation

The **Florida** code and constitution are updated through all legislation signed and in effect as of the 2017 Regular Session and 2017 **Special** Session A.

LexisNexis® Florida Annotated Statutes Title XIII. Planning and Development (Chs. 186-191) Chapter 189. Special Districts: General Provisions. Part I. General Provisions.

§ 189.015. Meetings; notice; required reports.

(1) The governing body of each **special district** shall file quarterly, semiannually, or annually a schedule of its regular meetings with the local governing authority or

authorities. The schedule shall include the date, time, and location of each scheduled meeting. The schedule shall be published quarterly, semiannually, or annually in a newspaper of general paid circulation in the manner required in this subsection. The governing body of an **independent special district** shall advertise the day, time, place, and purpose of any meeting other than a regular meeting or any recessed and reconvened meeting of the governing body, at least 7 days before such meeting, in a newspaper of general paid circulation in the county or counties in which the **special district** is located, unless a bona fide emergency situation exists, in which case a meeting to deal with the emergency may be held as necessary, with reasonable notice, so long as it is subsequently ratified by the governing body. No approval of the annual budget shall be granted at an emergency meeting. The advertisement shall be placed in that portion of the newspaper where legal notices and classified advertisements appear. The advertisement shall appear in a newspaper that is published at least 5 days a week, unless the only newspaper in the county is published fewer than 5 days a week. The newspaper selected must be one of general interest and readership in the community and not one of limited subject matter, pursuant to chapter 50. Any other provision of law to the contrary notwithstanding, and except in the case of emergency meetings, water



management **districts** may provide reasonable notice of public meetings held to evaluate responses to solicitations issued by the water management **district**, by publication in a newspaper of general paid circulation in the county where the principal office of the water management **district** is located, or in the county or counties where the public work will be performed, no less than 7 days before such meeting.

(2) All meetings of the governing body of the **special district** shall be open to the public and governed by the provisions of chapter 286.

(3) Meetings of the governing body of the **special district** shall be held in a public building when available within the **district**, in a county courthouse of a county in which the **district** is located, or in a building in the county accessible to the public.

History

S. 10, ch. 79-183; s. 78, ch. 81-259; s. 24, ch. 89-169; s. 19, ch. 97-255; s. 33, ch. 99-378; s. 39, ch. 2014-22, eff. July 1, 2014.

▼ Annotations

Notes

Editor's Notes

S. 39 of ch. 2014-22 renumbered this section from 189.417.

Amendments.

The 2014 amendment substituted "by the governing body" for "by the board" in the fourth sentence of (1); and made a stylistic change.

Opinion Notes

LexisNexis ® Notes

OPINIONS OF ATTORNEY GENERAL

1. Where there is no evidence that a **fire** commissioner's forum was created in the manner required for a **special district** under Chapter 189, **Florida Statutes**, the forum would not be required to file a schedule of its meetings with the local governing authority and publish such schedule as required in Fla. Stat. § 189.417; thus, a **fire**



Document: Fla. Stat. § 189.015 Actions
commissioner's forum in such a case may not use the notice and publication requirements in Fla. Stat. § 189.417 as a substitute for the notice required for meetings subject to Fla. Stat. § 286.011. AGO 2000-08, 2000 Fla. AG LEXIS 8.

Research References & Practice Aids

LexisNexis® Notes

RESEARCH REFERENCES & PRACTICE AIDS

Florida Statutes references.

Chapter 125. County Government, F.S. § 125.901. Children's services; **independent special district**; council; powers, duties, and functions; public records exemption.

Chapter 189. **Special Districts**: General Provisions, F.S. § 189.404. Legislative intent for the creation of **independent special districts**; **special** act prohibitions; model elements and other requirements; general-purpose local government/Governor and Cabinet creation authorizations.

Chapter 189. **Special Districts**: General Provisions, F.S. § 189.418. Reports; budgets; audits.

Chapter 189. **Special Districts**: General Provisions, F.S. § 189.419. Effect of failure to file certain reports or information.

Chapter 190. Community Development **Districts**, F.S. § 190.011. General powers.

Chapter **191. Independent Special Fire Control Districts**, F.S. § 191.005. **District** boards of commissioners; membership, officers, meetings.

Chapter 343. Regional Transportation Authorities, F.S. § 343.922. Powers and duties.

Chapter 348. Expressway and Bridge Authorities, F.S. § 348.0004. Purposes and powers.

Florida Administrative Code references.

Chapter 57-20 Organization, F.A.C. 57-20.004 Public Meetings.

LexisNexis® Florida Annotated Statutes

Copyright © 2017 Matthew Bender & Company, Inc. a member of the LexisNexis Group. All rights reserved.

◀ Previous

Next ▶



Go to ▼



Lexis Advance® Research ▼   More ▼

Document: Fla. Stat. § 286.011  Actions ▼

View full table of contents
▶ LexisNexis® Florida Annotated Statutes
§ 286.001. Reports statutorily required; filing, maintenance, retrieval, and provision of copies.
§ 286.0105. Notices of meetings and hearings must advise that a record is required to appeal.
§ 286.011. Public meetings and records; public inspection; criminal and civil penalties.
§ 286.0111. Legislative review of certain exemptions from requirements for public meetings and recordkeeping by governmental entities.
§ 286.0113. General exemptions from public meetings.
§ 286.0114. Public meetings; reasonable opportunity to be heard; attorney fees.
§ 286.01141. Criminal justice commissions; public meetings exemption.
§ 286.0115. Access to local public officials; quasi-judicial proceedings on local government land use matters.
§ 286.012. Voting requirement at meetings of governmental bodies.
§ 286.021. Department of State to hold title to patents, trademarks, copyrights, etc.

◀ Previous Next ▶

Fla. Stat. § 286.011

Copy Citation

The **Florida** code and constitution are updated through all legislation signed and in effect as of the 2017 Regular Session and 2017 **Special** Session A.

LexisNexis® Florida Annotated Statutes Title XIX. Public Business (Chs. 279-290) Chapter 286. Public Business: Miscellaneous Provisions.

§ 286.011. Public meetings and records; public inspection; criminal and civil penalties.

(1) All meetings of any board or commission of any state agency or authority or of any agency or authority of any county, municipal corporation, or political subdivision, except as otherwise provided in the Constitution, including meetings with or attended by any person elected to such board or commission, but who has not yet taken office, at which official acts are to be taken are declared to be public meetings open to the public at all times, and no resolution, rule, or formal action shall be considered binding except as taken or made at such meeting. The board or commission must provide reasonable notice of all such meetings.

(2) The minutes of a meeting of any such board or commission of any such state agency or authority shall be promptly recorded, and such records shall be

§ 286.031. Authority of Department of State in connection with patents, trademarks, copyrights, etc.

§ 286.035. Constitution Revision Commission; powers of chair; assistance by state and local agencies.

§ 286.036. Taxation and Budget Reform Commission; powers.

...

open to public inspection. The circuit courts of this state shall have jurisdiction to issue injunctions to enforce the purposes of this section upon application by any citizen of this state.

(3)

(a) Any public officer who violates any provision of this section is guilty of a noncriminal infraction, punishable by fine not exceeding \$500.

(b) Any person who is a member of a board or commission or of any state agency or authority of

any county, municipal corporation, or political subdivision who knowingly violates the provisions of this section by attending a meeting not held in accordance with the provisions hereof is guilty of a misdemeanor of the second degree, punishable as provided in s. 775.082 or s. 775.083.

(c) Conduct which occurs outside the state which would constitute a knowing violation of this section is a misdemeanor of the second degree, punishable as provided in s. 775.082 or s. 775.083.

(4) Whenever an action has been filed against any board or commission of any state agency or authority or any agency or authority of any county, municipal corporation, or political subdivision to enforce the provisions of this section or to invalidate the actions of any such board, commission, agency, or authority, which action was taken in violation of this section, and the court determines that the defendant or defendants to such action acted in violation of this section, the court shall assess a reasonable attorney's fee against such agency, and may assess a reasonable attorney's fee against the individual filing such an action if the court finds it was filed in bad faith or was frivolous. Any fees so assessed may be assessed against the individual member or members of such board or commission; provided, that in any case where the board or commission seeks the advice of its attorney and such advice is followed, no such fees shall be assessed against the individual member or members of the board or commission. However, this subsection shall not apply to a state attorney or his or her duly authorized assistants or any officer charged with enforcing the provisions of this section.

(5) Whenever any board or commission of any state agency or authority or any agency or authority of any county, municipal corporation, or political subdivision appeals any court order which has found said board, commission, agency, or authority to have violated this section, and such order is affirmed, the court shall assess a reasonable attorney's fee for the appeal against such board, commission, agency, or authority. Any fees so assessed may be assessed against the individual member or members of such board or commission; provided, that in any case where the board or commission seeks the advice of its attorney and such advice is followed, no such fees

shall be assessed against the individual member or members of the board or commission.

(6) All persons subject to subsection (1) are prohibited from holding meetings at any facility or location which discriminates on the basis of sex, age, race, creed, color, origin, or economic status or which operates in such a manner as to unreasonably restrict public access to such a facility.

(7) Whenever any member of any board or commission of any state agency or authority or any agency or authority of any county, municipal corporation, or political subdivision is charged with a violation of this section and is subsequently acquitted, the board or commission is authorized to reimburse said member for any portion of his or her reasonable attorney's fees.

(8) Notwithstanding the provisions of subsection (1), any board or commission of any state agency or authority or any agency or authority of any county, municipal corporation, or political subdivision, and the chief administrative or executive officer of the governmental entity, may meet in private with the entity's attorney to discuss pending litigation to which the entity is presently a party before a court or administrative agency, provided that the following conditions are met:

(a) The entity's attorney shall advise the entity at a public meeting that he or she desires advice concerning the litigation.

(b) The subject matter of the meeting shall be confined to settlement negotiations or strategy sessions related to litigation expenditures.

(c) The entire session shall be recorded by a certified court reporter. The reporter shall record the times of commencement and termination of the session, all discussion and proceedings, the names of all persons present at any time, and the names of all persons speaking. No portion of the session shall be off the record. The court reporter's notes shall be fully transcribed and filed with the entity's clerk within a reasonable time after the meeting.

(d) The entity shall give reasonable public notice of the time and date of the attorney-client session and the names of persons who will be attending the session. The session shall commence at an open meeting at which the persons chairing the meeting shall announce the commencement and estimated length of the attorney-client session and the names of the persons attending. At the conclusion of the attorney-client session, the meeting shall be reopened, and the person chairing the meeting shall announce the termination of the session.

(e) The transcript shall be made part of the public record upon conclusion of the litigation.

Lexis Advance® Florida Stat. § 191.005
 Research Actions  More ▾

View full table of contents

- ▶ LexisNexis® Florida Annotated Statutes
- § 191.001. Short title.
- § 191.002. Legislative intent.
- § 191.003. Definitions.
- § 191.004. Preemption of special acts and general acts of local application.
- § 191.005. District boards of commissioners; membership, officers, meetings.**
- § 191.006. General powers.
- § 191.007. Exemption from taxation.
- § 191.008. Special powers.
- § 191.009. Taxes; non-ad valorem assessments; impact fees and user charges.
- § 191.011. Procedures for the levy and collection of non-ad valorem assessments.
- § 191.012. District issuance of bonds, notes, bond anticipation notes, or other evidences of indebtedness.
- § 191.013. Intergovernmental coordination.
- § 191.014. District creation and expansion.
- § 191.015. Codification.

◀ Previous

Next ▶

Fla. Stat. § 191.005

Copy Citation

The Florida code and constitution are updated through all legislation signed and in effect as of the 2017 Regular Session and 2017 Special Session A.

LexisNexis® Florida Annotated Statutes Title XIII. Planning and Development (Chs. 186-191) Chapter 191. Independent Special Fire Control Districts.

§ 191.005. District boards of commissioners; membership, officers, meetings.

(1)

(a) With the exception of districts whose governing boards are appointed collectively by the Governor, the county commission, and any cooperating city within the county, the business affairs of each district shall be conducted and administered by a five-member board. All three-member boards existing on the effective date of this act shall be converted to five-member boards, except those permitted to continue as a three-member board by special act adopted in 1997

or thereafter. The board shall be elected in nonpartisan elections by the electors of the district. Except as provided in this act, such elections shall be held at the time and in the manner prescribed by law for holding general elections in accordance with s. 189.04(2)(a) and (3), and each member shall be elected for a term of 4 years and serve until the member's successor assumes office. Candidates for the board of a district shall qualify as directed by chapter 99.

(b)



Document: Fla. Stat. § 191.005 Actions

1. At the next general election following the effective date of this act, or on or after the effective date of a special act or general act of local application creating a new district, the members of the board shall be elected by the electors of the district in the manner provided in this section. The office of each member of the board is designated as being a seat on the board, distinguished from each of the other seats by a numeral: 1, 2, 3, 4, or 5. The numerical seat designation does not designate a geographical subdistrict unless such subdistrict exists on the effective date of this act, in which case the candidates must reside in the subdistrict, and only electors of the subdistrict may vote in the election for the member from that subdistrict. Each candidate for a seat on the board shall designate, at the time the candidate qualifies, the seat on the board for which the candidate is qualifying. The name of each candidate who qualifies for election to a seat on the board shall be included on the ballot in a way that clearly indicates the seat for which the candidate is a candidate. The candidate for each seat who receives the most votes cast for a candidate for the seat shall be elected to the board.

2. If, on the effective date of this act, a district presently in existence elects members of its board, the next election shall be conducted in accordance with this section, but this section does not require the early expiration of any member's term of office by more than 60 days.

3. If, on the effective date of this act, a district does not elect the members of its board, the entire board shall be elected in accordance with this section. However, in the first election following the effective date of this act, seats 1, 3, and 5 shall be designated for 4-year terms and seats 2 and 4 shall be designated for 2-year terms.

4. If, on the effective date of this act, the district has an elected three-member board, one of the two seats added by this act shall, for the first election following the effective date of this act, be designated for a 4-year term and the other for a 2-year term, unless the terms of the three existing seats all expire within 6 months of the first election following the effective date of this act, in which case seats 1, 3, and 5 shall be designated for 4-year terms and seats 2 and 4 shall be designated for 2-year terms.

5. If the district has an elected three-member board designated to remain three members by special act adopted in 1997 or thereafter, the terms of the board members shall be staggered. In the first election following the effective date of this act, seats 1 and 3 shall be designated for 4-year terms, and seat 2 for a 2-year term.

(c) The board of any district may request the local legislative delegation that represents the area within the district to create by special law geographical subdistricts for board seats. Any board of five members or larger elected on a subdistrict basis as of the effective date of this act shall continue to elect board members from such previously designated subdistricts, and this act shall not require the elimination of board seats from such boards.



(2) Each member of the board must be a qualified elector at the time he or she qualifies and continually throughout his or her term. Any board member who ceases to be a qualified elector is automatically removed pursuant to this act.

(3) Each elected member of the board shall assume office 10 days following the member's election. Annually, within 60 days after the newly elected members have taken office, the board shall organize by electing from its members a chair, a vice chair, a secretary, and a treasurer. The positions of secretary and treasurer may be held by one member. Funds of the district may be disbursed only upon the order or pursuant to resolution of the board, by warrant or check signed by the treasurer or other person authorized by the board. However, a petty cash account may be authorized by the board. The board may give the treasurer additional powers and duties that it deems appropriate.

(4) Members of the board may each be paid a salary or honorarium to be determined by at least a majority plus one vote of the board, which salary or honorarium may not exceed \$500 per month for each member. Special notice of any meeting at which the board will consider a salary change for a board member shall be published at least once, at least 14 days prior to the meeting, in a newspaper of general circulation in the county in which the district is located. Separate compensation for the board member serving as treasurer may be authorized by like vote so long as total compensation for the board member does not exceed \$500 per month. Members may be reimbursed for travel and per diem expenses as provided in s. 112.061.


(5) If a vacancy occurs on the board due to the resignation, death, or removal of a board member or the failure of anyone to qualify for a board seat, the remaining members may appoint a qualified person to fill the seat until the next general election, at which time an election shall be held to fill the vacancy for the remaining term, if any. The board shall remove any member who has three consecutive, unexcused absences from regularly scheduled meetings. The board shall adopt policies by resolution defining excused and unexcused absences.

(6) Each member shall, upon assuming office, take and subscribe to the oath of office prescribed by s. 5(b), Art. II of the State Constitution and s. 876.05. Each member, within 30 days of assuming office, must give the Governor a good and sufficient surety bond in the sum of \$5,000, the cost thereof being borne by the district, conditioned on the member's faithful performance of his or her duties of office.

(7) The board shall keep a permanent record book entitled "Record of Proceedings of (name of district)," in which the minutes of all meetings, resolutions, proceedings, certificates, bonds given by commissioners, and corporate acts shall be recorded. The record book shall be open to inspection in the same manner as state, county, and municipal records are open under chapter 119 and s. 24, Art. I of the State Constitution. The record book shall be kept at the office or other regular place of business maintained by the board in the county or municipality in which the district is located.

(8) All meetings of the board shall be open to the public consistent with chapter 286, s. 189.015, and other applicable general laws.



Document: Fla. Stat. § 191.005  Actions ▾

History

S. 5, [ch. 97-256](#); s. 24, [ch. 2004-305](#); s. 53, [ch. 2007-30](#), eff. Jan. 1, 2008; s. 73, [ch. 2014-22](#), eff. July 1, 2014.

▼ Annotations

Notes

Amendments.

The 2004 amendment by s. 24, [ch. 2004-305](#), effective June 17, 2004, in (1)(a) and (2), added the last sentence.

The 2007 amendment by s. 53, [ch. 2007-30](#), effective January 1, 2008, in (1)(a), substituted "as directed by chapter 99" for "with the county supervisor of elections in whose jurisdiction the district is located. If the district is a multicounty district, candidates shall qualify with the Department of State. All candidates may qualify by paying a filing fee of \$ 25 or by obtaining the signatures of at least 25 registered electors of the district on petition forms provided by the supervisor of elections which petitions shall be submitted and checked in the same manner as petitions filed by nonpartisan judicial candidates pursuant to [s. 105.035](#). Notwithstanding [s. 106.021](#), a candidate who does not collect contributions and whose only expense is the filing fee is not required to appoint a campaign treasurer or designate a primary campaign depository."

The 2014 amendment substituted "[s. 189.04\(2\)\(a\)](#) and (3)" for "[s. 189.405\(2\)\(a\)](#) and (3)" in the fourth sentence of (1)(a) and substituted "[s. 189.015](#)" for "[s. 189.417](#)" in (8).

Opinion Notes

LexisNexis ® Notes

OPINIONS OF ATTORNEY GENERAL

1. If a vacancy occurs on the Board of Commissioners of the East Lake Tarpon Special Fire Control District, the remaining members of the board fill the vacancy with a qualified person who serves until the next general election. AGO 2005-31, [2005 Fla. AG LEXIS 35](#).



Document: Fla. Stat. § 191.005 Actions ▾

2. The Golden Gate Fire Control and Rescue District is authorized by sections 112.08(2)(a), 189.438(4)(o), and 191.006(17), Florida Statutes, to pay from funds of the district for group health insurance for members of the board of commissioners of the district in addition to the salary or honorarium authorized by section 191.005(4), Florida Statutes. AGO 2004-08, 2004 Fla. AG LEXIS 7.

3. I am aware of no provision of Chapter 191, Florida Statutes, or of the charter for the Golden Gate Fire Control and Rescue District which would preclude the use of a commissioner's salary for the purpose of making payments for insurance provided by the district. Nor am I aware of any limitation on the use of personal funds for such purposes. AGO 2004-08, 2004 Fla. AG LEXIS 7.

4. The members of the Indian Rocks Special Fire Control District board of commissioners are subject to the Standards of Conduct Law, ss. 112.311-112.318, AGO 1974-169, 1974 Fla. AG LEXIS 150.

LexisNexis® Florida Annotated Statutes

Copyright © 2017 Matthew Bender & Company, Inc. a member of the LexisNexis Group. All rights reserved.

◀ Previous

Next ▶



Go to ▾

