



Mr. Jerry Sansom, Chairman
Mr. Milo Zonka, Vice Chairman
Dr. John Leavitt, Treasurer
Mr. Harry Carswell, Secretary
Dr. Dave Hosley
Mr. John Craig
Mr. Al Elebash

355 Golden Knights Blvd. → Titusville, Florida 32780
321.267.8780 → fax: 321.383.4284 → mpowell@flairport.com

AGENDA
REGULAR MEETING
APRIL 18, 2019 AT 8:30 A.M.

.....

** NOTE TO ALL PUBLIC ATTENDEES:*

The public may speak on any item on the agenda. Should someone wish to address the Airport Authority Board on a specific item, there will be request cards located on the wall adjacent to the public seating area. Be advised that these cards must be completed and presented to the Executive Secretary prior to the item being heard. Your comments will be addressed prior to the Board's discussion and you will have 5 minutes to address the Board. Thank you for your attention.

Salute to Flag - Pledge of Allegiance.

- I. CALL TO ORDER.
- II. ROLL CALL.
- III. APPROVAL OF THE AGENDA, AS PRESENTED
- IV. APPEARANCES: None
- V. PRESENTATIONS: None
- VI. CONSENT AGENDA:

(These items are considered routine and will be acted upon by the Authority in one motion. If an Airport Authority Board Member requests discussion on an item, it will be considered separately.)

a. Approval of the Titusville - Cocoa Airport Authority Minutes:

- 1. February 21, 2019 - Regular Meeting

VII. OLD BUSINESS:

- a. Discussion and Consideration of Improving Internal Processes and Procedures

VIII. NEW BUSINESS:

- a. Discussion and Consideration of an Airfield Maintenance Building at X21
- b. Discussion and Consideration of an Amendment to a Lease at COI

NEXT REGULARLY SCHEDULED AUTHORITY MEETING IS TENTATIVELY SCHEDULED FOR
MAY 16, 2019 AT 8:30 A.M.
ADDITIONAL INFORMATION ON AGENDA ITEMS CAN BE OBTAINED BY CONTACTING 267-8780.

- c. Discussion by Mr. Aaron McDaniel of Recent Invoiced Costs by Michael Baker International and Contractors Regarding Current Projects

XI. INFORMATION SECTION:

a. Chief Executive Officer Report

- Meetings with International Defense & Aerospace Group, LLC
- Meeting with the City of Titusville Regarding Possible Development at X21
- SEDC AVT Annual Reports Approval Meeting
- Meetings with Baker Discussing Possible Valiant Air Command and Eastern Florida State College Development
- Meetings with AVCON Discussing Project(s) Planning
- Teleconference with FAA and FDOT Discussing Projects
- Meeting with AVCON Discussing Remote Tower Possibilities
- Meeting with a Group Interested in Possible Air Cargo Operations at TIX

b. Attorney Report

c. Check Register & Budget to Actual

d. Project Reports

X. AUTHORITY MEMBERS REPORT

XI. PUBLIC AND TENANTS REPORT

XII. ADJOURNMENT

Respectfully submitted,

Mr. Michael D. Powell, C.M., ACE
Chief Executive Officer

Mr. Jerry Sansom
Chairman

TITUSVILLE – COCOA AIRPORT AUTHORITY

The Regular Meeting of the Titusville - Cocoa Airport Authority was held on February 21, 2019 at 8:30 a.m. at the Titusville - Cocoa Airport Authority Office at 355 Golden Knights Boulevard, Titusville, FL. The following members were present: Mr. Jerry Sansom, Chairman; Mr. Milo Zonka, Vice Chairman; Dr. David Hosley; Mr. Al Elebash; Mr. Michael D. Powell, C.M., ACE, CEO; Mr. Adam Bird, Attorney; Dr. John Leavitt and Mr. John Craig were present via teleconference. Mr. Harry Carswell was absent.

Call to Order

Mr. Sansom called the meeting to order and determined that a quorum was present.

Approval of the Agenda

Mr. Sansom stated that he had a card from Mr. Mark Grainger who wanted to speak under Appearances. Mr. Zonka made the motion to approve the Agenda as amended. Mr. Elebash seconded. Mr. Sansom called the question. There were no objections. Motion passed.

Appearances – Mr. Mark Grainger – Florida Biplanes & Classic Aircraft Services at Merritt Island Airport

Mr. Sansom turned the floor over to Mr. Grainger. Mr. Grainger stated that he was trying to build his maintenance business and was asking the Board for help. Mr. Grainger stated that he wanted to address the commercial use of private t-hangars with licensed mechanics doing maintenance in them. Mr. Grainger stated that a gentleman who had a private t-hangar had come into his own hangar to solicit one of his mechanics to work for them. Mr. Grainger asked the Board if they could help him in some way. Discussion continued.

The Board directed Mr. Powell to put out a strongly worded letter to tenants regarding this issue. Mr. Zonka asked Mr. Grainger to maybe file a complaint in friendly fashion, which would give Mr. Powell teeth to go to the other tenants and to ensure the Airport Authority's compliance. Discussion continued.

Mr. Grainger discussed the Northwest Area Project at Merritt Island Airport and stated that he was ready to invest in building hangars. Discussion continued.

Consent Agenda**Item A – Approval of the Titusville-Cocoa Airport Authority Minutes:**

1. **January 17, 2018 – Regular Meeting**
2. **February 1, 2019 – Special Meeting**
3. **February 15, 2019 – Special Meeting**

Item B – Resolution to Approve an FDOT Grant for the Design & Construction of an Airfield Maintenance Building at Arthur Dunn Airpark

Item C - Resolution to Approve an FDOT Grant for the Design & Construction of New Airfield Markings at Arthur Dunn Airpark

Item D - Resolution to Approve an FAA Grant for the Design & Construction of New Airfield Markings at Arthur Dunn Airpark

Item E - Resolution to Approve an FDOT Grant for the Design & Construction of the Replacement of the PAPI System at Arthur Dunn Airpark

Item F - Resolution to Approve an FDOT Grant for the Design & Construction of the Replacement of the PAPI System at Arthur Dunn Airpark

Mr. Zonka asked to pull Item B for discussion and also asked to make an edit on the February 15, 2019 Special Meeting Minutes. Mr. Zonka stated that he would like the first paragraph on Page 2 to reflect that in his statement he sought to propose an amendment to the motion, which through discussion with counsel was disallowed.

Mr. Sansom called for a motion to approve the Consent Agenda as amended. Mr. Elebash made the motion. Mr. Zonka seconded. There were no objections. Motion passed.

Mr. Zonka stated that he had a question on the Resolution to Approve an FDOT Grant for the Design & Construction of an Airfield Maintenance Building at Arthur Dunn Airpark. Mr. Zonka stated that in looking through the airport's assets, he didn't know if the Airport Authority needed to build a \$300,000 building for \$20,000 worth of equipment. Discussion continued.

Mr. Sansom asked Mr. Powell to look into getting more specifics on the building and bring it back to the Board at the next meeting.

Presentations – None

Old Business – None

New Business

Item A – Discussion & Consideration of the Annual Audit Performed by Davies, Houser & Secrest

Mr. Sansom turned the floor over to Mr. Steve Ellis from Davies, Houser & Secrest. Mr. Ellis stated that he had sent out a draft of the Financial Statements to the Board in advance of the meeting. Mr. Ellis gave a brief summary of the audit.

Mr. Ellis stated that there were some year-end modifications and that they had recorded depreciation. Mr. Ellis also stated that in testing the internal controls, they found no instances of material weakness.

Mr. Ellis went over the highlights of the audit and briefly discussed the recent impropriety in asset management. Discussion continued.

Dr. Hosley made a motion to accept the audit. Mr. Elebash seconded. Mr. Sansom called the question. There were no objections. Motion passed.

Item B – Discussion & Consideration of Improving Internal Processes & Procedures

Mr. Powell gave a brief overview of the item, stating that Staff had been looking into how to have better asset management. Mr. Powell stated that one of the things that Staff, working closely with Mr. Ellis from Davies, Houser & Secrest, had come up with was to hire a procurement specialist. Mr. Powell stated that the specialist would remove some of the responsibilities from Facilities and would help keep better track of work orders.

Mr. Zonka stated that he believed this may be an overreaction and that maybe Staff could put those dollars towards hiring more qualified mechanics. Discussion continued.

Mr. Sansom asked if there was enough work for an additional employee. Discussion continued.

Mr. Zonka stated that he felt Staff should come back to the Board with a reorganization plan and a better strategy. Discussion continued.

The Board concurred that it would be best to delay this action.

Item C – Discussion & Consideration of an Amendment to the Lease for Building 51 at Space Coast Regional Airport

Mr. Powell gave a brief overview of the item, stating that the tenants in Building 51 at Space Coast Regional Airport wanted another year option to stay in the building. Mr. Powell also stated that the tenant agreed to a 20% increase as well and in addition to CPI. Mr. Powell stated that the tenant also made several improvements to the building. Discussion continued.

Mr. Zonka made a motion to approve the amendment with the caveat that the tenants provide a list with documentation showing what they spent on improvements. Dr. Hosley seconded. Mr. Sansom called the question. There were no objections. Motion passed.

Item D – Discussion by Mr. Aaron McDaniel of Recent Invoiced Costs by Michael Baker International and Contractors Regarding Current Projects

Mr. Sansom turned the floor over to Mr. McDaniel.

Mr. McDaniel presented Pay Request Number 3 in the amount of \$38,851.20 from C&D Construction, which was for the Port-a-Port Replacement Project at Merritt Island Airport.

Mr. Zonka made a motion to approve the invoice. Mr. Elebash seconded. Mr. Sansom called the question. There were no objections. Motion passed.

Mr. McDaniel gave an update on the Spaceport License procedure, stating that because of the recent federal government furlough, there had been about a month delay. Discussion continued.

Item E – Discussion & Consideration of a Letter of Support for the Indian River Bridge/Space Commerce Way Connector INFRA Grant

Mr. Powell gave an overview of the item, stating that a letter of support was needed by the next day. Mr. Zonka made a motion to approve the letter. Mr. Elebash seconded. Mr. Sansom called the question. There were no objections. Motion passed.

Discussion continued.

Information Section

CEO Report

Mr. Powell stated that Staff had been working on bringing new entities to the airports.

Mr. Powell reported that Space Coast Regional Airport recently had its Part 139 Inspection and there were a few issues that Staff was in the process of resolving. Mr. Powell stated that there was also a letter of investigation issued to the Airport Authority due to a Merritt Island Airport tenant gaining access to the airfield at Space Coast Regional Airport and crossing the runway before he was stopped. Mr. Powell stated that Staff was in the process of working on better access control and would have to blank out all of the card holders and re-program them and re-distribute cards. Mr. Zonka stated that he had contacted the FAA inspector and that there were some issues that really needed to be discussed. Mr. Zonka stated that there was funding in the budget for signs and painting, but it was not used. Mr. Zonka also discussed a letter of warning last year after the airshow, when a vendor did a runway incursion. Mr. Zonka stated that this was a serious issue. Discussion continued.

Dr. Hosley stated that Mr. Powell currently had it on his plate to come up with new policies that would address these issues, and the Board owed it to him to wait and see how the policies would improve them. Discussion continued.

Mr. Sansom reminded the Board that the attorney worked for the Board, not individual commissioners. Discussion continued.

Mr. Powell concluded his report.

Attorney Report

Mr. Bird reported that he had a draft attorney evaluation, per the Board's request and could send by email if they would like. Mr. Sansom directed Mr. Powell to collect the evaluations once the Board filled them out and bring them to the March Board meeting for discussion. Discussion continued.

Mr. Bird stated that he had prepared a draft amendment to the Lightle, Beckner & Robison agreement, which had removed the prohibition of earning a commission on aeronautical parcels, which would allow them to start marketing them.

Mr. Bird stated that he received a call from an attorney that was representing one of the former Airport Authority employees asking about the compensation issue, but the check was in the mail and the employee actually received it yesterday. Discussion continued.

Mr. Bird stated that Welsh Construction was continuing to move forward with the lawsuit and Staff was looking at a July trial date. Mr. Bird stated that he received some discovery from them and was working on discovery back to them.

Mr. Bird concluded his report.

Check Register & Budget to Actual

Mr. Powell stated that financials were provided.

Administration & Project Reports

Mr. Powell stated that the report was provided and would be happy to answer any questions. Discussion continued.

Authority Members Report

Mr. Sansom stated that the Florida Legislative Session was starting in two weeks.

Public & Tenants Report – None

Adjournment

Mr. Sansom adjourned the meeting at 10:22 a.m.

JERRY SANSOM, CHAIRMAN

HARRY CARSWELL, SECRETARY



TIX → SPACE COAST REGIONAL AIRPORT
COI → MERRITT ISLAND AIRPORT
X2I → ARTHUR DUNN AIRPARK

355 Golden Knights Blvd. → Titusville, Florida 32780 → 321.267.8780 → fax: 321.383.4284 → email: admins@flairport.com

MEMORANDUM

TO: Members of the Airport Authority

FROM: Michael D. Powell, C.M., ACE
Chief Executive Officer

DATE: April 18, 2019

ITEM DESCRIPTION - OLD BUSINESS ITEM A

Discussion and Consideration of Improving Internal Processes and Procedures

BACKGROUND

At the February 21, 2019 Board Meeting, Staff was asked to provide a bit more information regarding staffing, etc. as it may pertain to a Purchasing Specialist position to assist in improving internal processes and procedures. An org chart, job responsibilities, etc. is attached along with the Purchasing Specialist job description.

The position will be responsible to conduct the annual property book audit and provide reports in time to be reviewed with the annual financial audit (before September 30th). The position will also conduct quarterly inventory of tool rooms and supply closets.

Staff will establish a Master List of parts and supply quantities that are required annually to perform preventative maintenance on our fleet of vehicles, structures and grounds. Items on the Master List would include low price items such as oil filters and standard items under a certain dollar value. Part numbers will be excluded from the Master List if they are high priced (such as John Deere tractor parts). Items like computers and tires would not be on the list because their purchase would require proper justification before approval. If someone needs to order parts/items that are not on the Master List, or if they order more than the predetermined quantity in a year, there would be an additional approval required.

Security cameras have been installed in the Facilities yard and are being installed at the ARFF station.

ISSUES

Staff is still reviewing additional steps/procedures based on information provided by the School District and Brevard County.

ALTERNATIVES

The Airport Authority Board could also consider a possible independent internal processes audit after one year as an additional safeguard.

FISCAL IMPACT

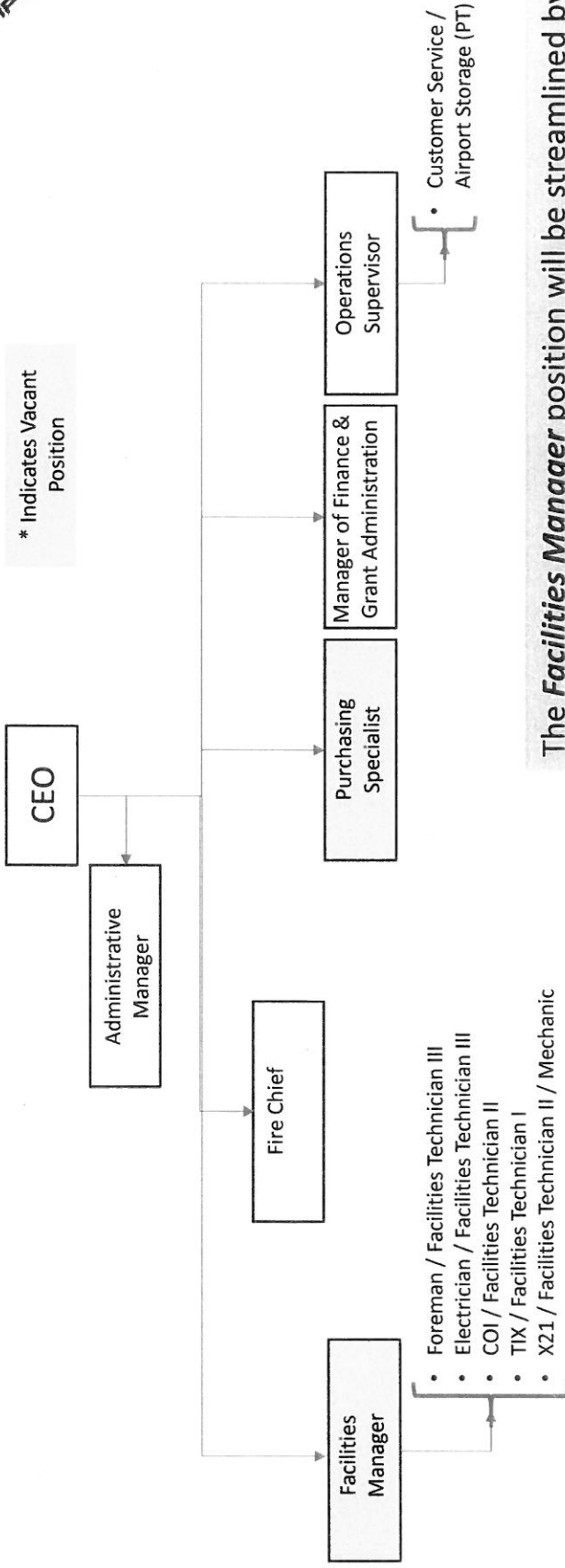
This ongoing effort may have additional costs moving forward, but currently, just the position has been identified at this time.

RECOMMENDED ACTION

It is respectfully requested that the Airport Authority Board resolve to (1) approve the additional internal processes and procedures, and (2) authorize an Authority Officer or the Chief Executive Officer to execute the necessary documentation upon satisfactory review by legal counsel.

Titusville-Cocoa Airport Authority Organizational Chart

effective March 2019



The **Facilities Manager** position will be streamlined by reassigning the generally “clerical” tasks associated with Purchase Orders and Procurement, hence the addition of the **Purchasing Specialist**. This new position will also perform primary and back-up Accounting tasks, coordinate Annual Property Book Audits, and perform Quarterly Supply Closet Inventories.

current DUTIES / RESPONSIBILITIES

Manager of Finance & Grant Administration

- Payroll / AP / AR / Petty Cash
- FAA / FDOT Grant Administration
- Purchasing / Procurement
- Human Resources
- Employee Benefits Administrator
- Property Book Custodian
- Records Management Liaison Officer
- Vice Chairman of Workplace Safety Committee

Facilities Manager

- Emergency Manager
- Purchasing / Procurement
- Work Orders
- T-Hanger Safety Inspections
- Prioritize Tasks and Direct Facilities Staff
- Workplace Safety Committee

Administrative Manager

- Receptionist
- Administrative Duties
- Marketing & Properties Coordinator
- T-Hanger Leases
- Process Daily Cash Receipts

Customer Service / Airport Storage (PT)

- Receptionist
- Administrative Duties
- Storage Leases
- Process Daily Cash Receipts



future DUTIES / RESPONSIBILITIES

Manager of Finance & Grant Administration

- Payroll / AP / AR / Petty Cash
- FAA / FDOT Grant Administration
- Purchasing / Procurement
- Human Resources
- Employee Benefits Administrator
- Property Book Custodian
- Records Management Liaison Officer
- Vice Chairman of Workplace Safety Committee

Facilities Manager

- Emergency Manager
- Purchasing / Procurement
- Work Orders
- T-Hangar Safety Inspections
- Prioritize Tasks and Direct Facilities Staff
- Workplace Safety Committee

Administrative Manager

- Receptionist
- Administrative Duties
- Marketing & Properties Coordinator
- T-Hangar Leases
- Process Daily Cash Receipts

Customer Service / Airport Storage (PT)

- Receptionist
- Administrative Duties
- Storage Leases
- Process Daily Cash Receipts

Purchasing Specialist

- Accounts Payable
- Purchasing / Procurement
- Property Book Auditor
- Inventory Control
- Administrative Duties



Purchasing Specialist (\$14-\$16/hour, 40 hours per week located at Administrative Building at TIX)

Duties

- Respond to employee requests by completing requisition forms, verify purchase requisitions by comparing items requested to master list, clarifying unclear items, recommending alternatives.
- Prepares purchase orders by verifying specifications and price, obtaining recommendations from suppliers for substitute items, issue purchase order numbers, ensure proper approval and create purchase orders.
- Conduct quarterly inventory of maintenance tool rooms and supply closets. Organize annual property book audit and create reports.
- Organize payables for check run every other week. Maintain accounts payable files and mail checks.
- Assist with preparation of month-end Financial Reports including reconciliation of credit card and vendor statements.
- Process mailings to include sending out monthly Statements. Perform administrative functions and other duties as assigned.

Knowledge, Skills, and Abilities

Employee is expected to be able to operate safely and efficiently all equipment associated with the above tasks including: Computer, Phone with/without switchboard, Copier, Fax, Postage Meter, Binding Machine, Laminating Machine. In addition, the successful candidate will be a well-rounded individual with demonstrated ability to communicate effectively, both orally and in writing, strong organizational skills, and will be computer literate. Candidate must have work experience using Microsoft Outlook, Excel, and Word, as well as Sage/Peachtree Accounting Software, and inventory control software. Must be able to prioritize tasks to meet deadlines, work well with others but also able to work independently. The position will handle a high volume of data which must be manipulated accurately, so attention to detail is a must.

Qualifications

This is an entry level position requiring a high school diploma or equivalent general education diploma (GED), and an Associate's degree or higher. At least 2 years work experience in a similar office environment a must.

Compensation to be determined and will be commiserate with experience. Please provide most recent salary data for comparison. Benefits are available including health, dental, and vision insurance, as well as life insurance and access to Florida Retirement System.



TIX → SPACE COAST REGIONAL AIRPORT
COI → MERRITT ISLAND AIRPORT
X2I → ARTHUR DUNN AIRPARK

355 Golden Knights Blvd. → Titusville, Florida 32780 → 321.267.8780 → fax: 321.383.4284 → email: admins@fairport.com

MEMORANDUM

TO: Members of the Airport Authority

FROM: Michael D. Powell, C.M., ACE
Chief Executive Officer

DATE: April 18, 2019

ITEM DESCRIPTION - NEW BUSINESS ITEM A

Discussion and Consideration of an Airfield Maintenance Building at X21

BACKGROUND

Staff was asked at the February 21, 2019 meeting to bring back more detail regarding the construction of new maintenance facility at X21, possibly a few options to review.

Please find attached two options for the Board's consideration. Option B is a two bay facility. Option C is a simply pole barn to park the equipment under.

ISSUES

The two outlying airports have been in need of better facilities in support of our maintenance personnel, so after X21 is built, staff would work to secure grant funds for one at COI when able. Ultimately, the main facility at TIX would need replacing as well.

ALTERNATIVES

The Board may choose one of the two options or none, or ask for some other option.

FISCAL IMPACT

The estimated cost for Option B was \$320,000 with a grant for 80% leaving the 20% local match at \$64,000. If the lower option is chosen, that amount will drop.

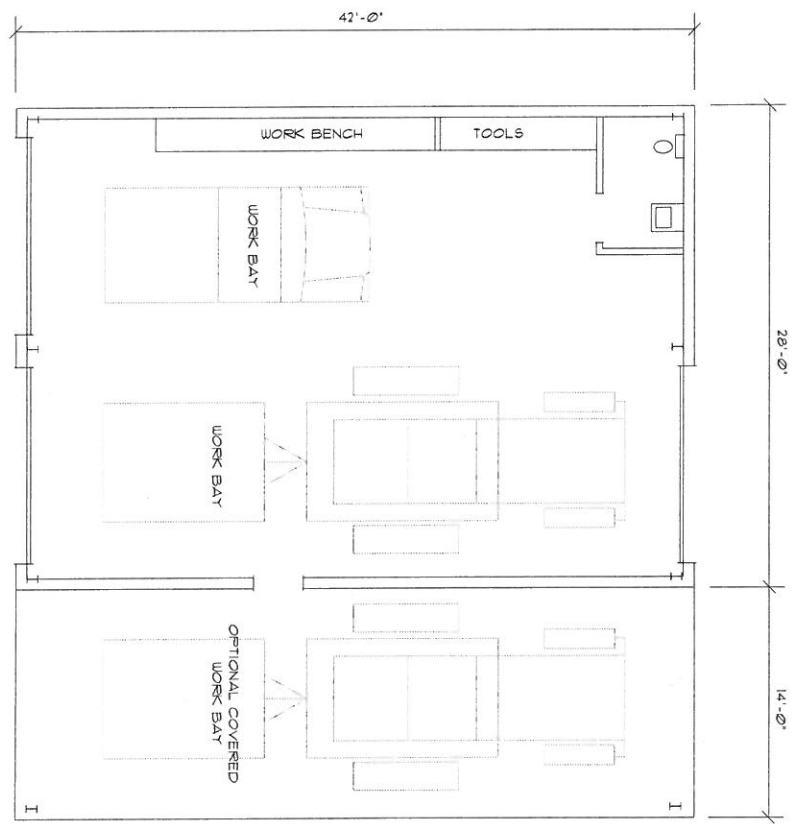
RECOMMENDED ACTION

It is respectfully requested that the Airport Authority Board resolve to (1) approve one of the options provided, and (2) authorize an Authority Officer or the Chief Executive Officer to execute the necessary documentation upon satisfactory review by legal counsel.

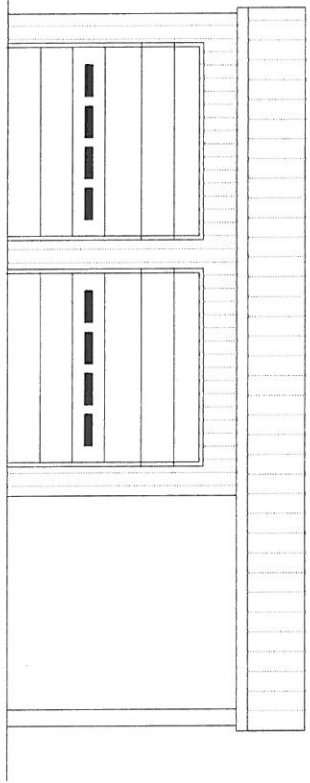
arthur dunn maint bldg

5 MAR 19
REV (1) 13 MAR 19
REV (2) 1 APR 19


concept B



1 single bay floor plan
1710 SF



2 front elevation

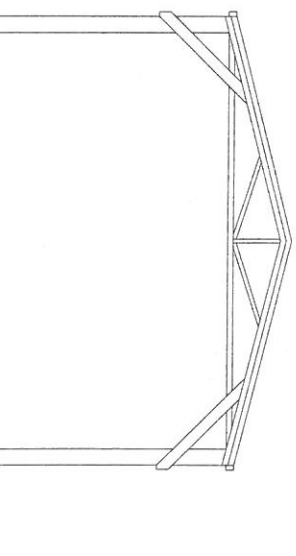
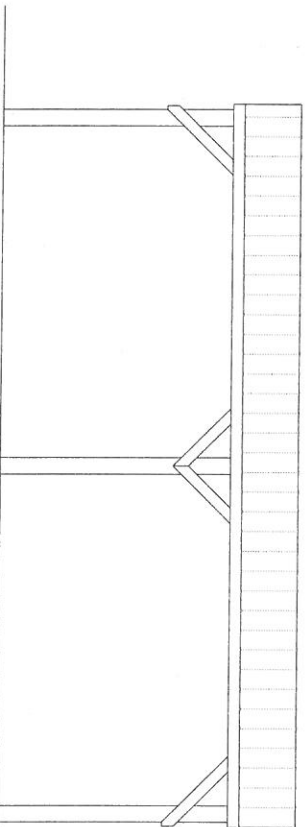
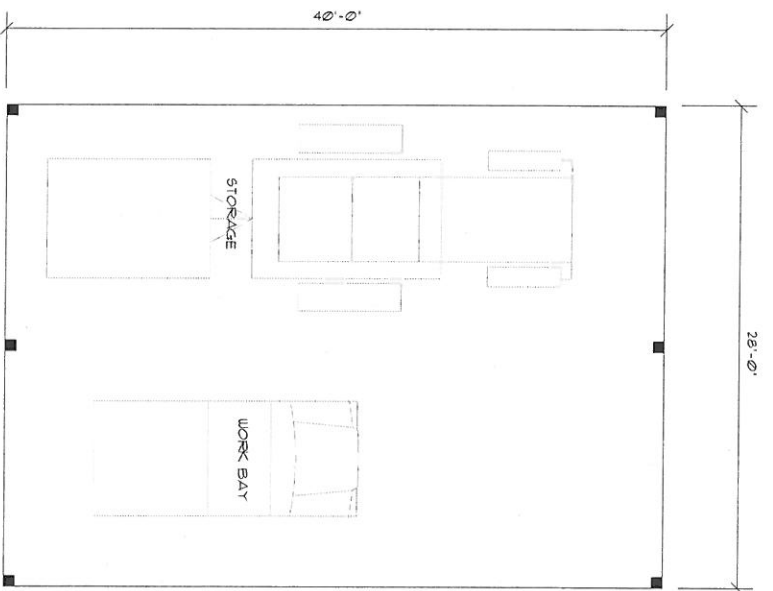


3 side elevation

arthur dunn maint bldg

5 MAR 19
REV (1) 13 MAR 19

concept C





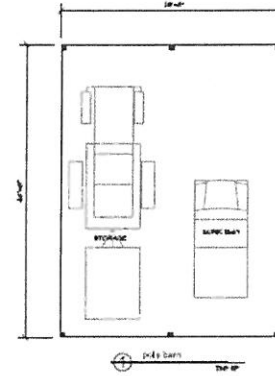
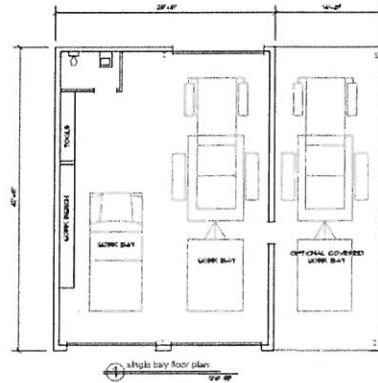
Airport: Arthur Dunn Airport (X21)

Project: Maintenance Building

Date: 04/01/19

Prepared By: AVCON

Estimate Level: Conceptual



Construction

	<u>Unit</u>	<u>Quantity</u>	<u>Unit Price</u>	<u>Extension</u>	<u>Quantity</u>	<u>Unit Price</u>	<u>Extension</u>
1 Mobilization/ GC	LS	1	\$18,000.00	\$18,000.00	1	\$10,000.00	\$10,000.00
2 Clearing and Grubbing	LS	1	\$3,000.00	\$3,000.00			\$0.00
3 Earthwork	LS	1	\$3,000.00	\$3,000.00			\$0.00
4 Drainage	LS	1	\$12,000.00	\$12,000.00	1	\$10,000.00	\$10,000.00
5 Parking	SY	1000	\$15.00	\$15,000.00			\$0.00
6 Foundations/ SOG	LS	1	\$12,000.00	\$12,000.00	1	\$10,000.00	\$10,000.00
7 Pre-Engineered Metal Building	SF	1180	\$60.00	\$70,800.00	1120	\$50.00	\$56,000.00
8 Additional Covered Area (optional)	SF	590	\$0.00	\$0.00			\$0.00
9 Roll Up Doors (12' x 12') Impact Rated	EA	3	\$8,000.00	\$24,000.00			\$0.00
10 MEP	LS	1	\$6,000.00	\$6,000.00			\$0.00
11 Water	LS	1	\$4,000.00	\$4,000.00			\$0.00
12 Sewer	LS	1	\$8,000.00	\$8,000.00			\$0.00
13 Landscaping	LS	1	\$8,000.00	\$8,000.00			\$0.00
			Subtotal	\$183,800.00		Subtotal	\$86,000.00
			Contingency* (6.5)%	\$11,947.00		Contingency* (6.5)%	\$5,590.00
			Other Fees (2.3)%	\$4,253.00		Other Fees (2.3)%	\$1,989.98
			Const. Cost Est.	\$200,000.00		Const. Cost Est.	\$93,579.98
			Total Cost Estimate Concept B (42' x 28'):	\$320,000.00		Total Cost Estimate Concept C (40' x 28'):	\$163,579.98

**A RESOLUTION APPROVING A FLORIDA DEPARTMENT OF
TRANSPORTATION GRANT FOR THE DESIGN AND CONSTRUCTION OF
AN AIRFIELD MAINTENANCE BUILDING AT ARTHUR DUNN AIRPARK**

WHEREAS, on April 18, 2019 the Titusville - Cocoa Airport Authority in the regular session adopted Resolution No. 00-19-01 which approved a Florida Department of Transportation (FDOT) Grant for Design and Construction of an Airfield Maintenance Building at Arthur Dunn Airpark.

NOW, THEREFORE BE IT RESOLVED THAT THE TITUSVILLE-COCOA AIRPORT DISTRICT (also known as the Titusville - Cocoa Airport Authority) approves the above referenced FAA Grant and authorizes its Chief Executive Officer, Michael D. Powell to sign the required documents.

This Resolution dated and adopted this 18th Day of April, 2019.

ATTEST:

TITUSVILLE-COCOA AIRPORT DISTRICT

Harry Carswell
Secretary

Jerry H. Sansom
Chairman

Approved as to form and legality:

Adam Bird
Airport Attorney



TIX → SPACE COAST REGIONAL AIRPORT
COI → MERRITT ISLAND AIRPORT
X2I → ARTHUR DUNN AIRPARK

355 Golden Knights Blvd. → Titusville, Florida 32780 → 321.267.8780 → fax: 321.383.4284 → email: admins@flairport.com

MEMORANDUM

TO: Members of the Airport Authority

FROM: Michael D. Powell, C.M., ACE
Chief Executive Officer

DATE: April 18, 2019

ITEM DESCRIPTION - NEW BUSINESS ITEM B

Discussion and Consideration of an Amendment to a Lease at COI

BACKGROUND

Servant Air Ministries (SAM) was approved for a ground lease back in 2008, encompassing approximately .42 acres at the Merritt Island Airport. They built a facility and are now asking to amend their lease to allow maintenance activity.

A letter from Servant Air Ministries is attached, providing more detail.

ISSUES

None at this time.

ALTERNATIVES

The Board could approve the request for an Amendment or not.

FISCAL IMPACT

Nothing new anticipated. Initially, the ground lease rate for .42 acres (18,295.27 square feet) at \$.19 a square foot was \$3,476.10 annually, or \$289.68 a month.

RECOMMENDED ACTION

It is respectfully requested that the Airport Authority Board resolve to (1) approve Servant Air Ministries request to amend their lease to allow maintenance activity, and (2) authorize an Authority Officer or the Chief Executive Officer to execute the necessary documentation upon satisfactory review by legal counsel.

AMENDMENT TO LEASE AGREEMENT EFFECTIVE JANUARY 1, 2008

The TITUSVILLE-COCOA AIRPORT AUTHORITY, as the governing body of the Titusville Cocoa Airport District, a special taxing district existing by and under the laws of the State of Florida (the "Lessor"), and SERVANT AIR MINISTRIES, INC., a Florida not-for-profit corporation (the "Lessee"), have entered into this Amendment to Lease Agreement Effective January 1, 2008 (the "Amendment") on the date on which the last Party hereto executes this Amendment. Lessor and Lessee are collectively referred to as the "Parties" and singly as a "Party," and the Parties do hereby agree as follows:

WITNESSETH:

WHEREAS, the Parties previously entered into a lease agreement with an Effective Date of January 1, 2008 (the "Lease Agreement") for the lease of certain real property (the "Property") located at the Merritt Island Airport (COI) and specifically defined in and by the Lease Agreement; and

WHEREAS, Lessee has requested an amendment to the Lease Agreement to permit to a commercial aircraft maintenance and repair business to be operated within the hangar located on the "Leased Premises" as that term is defined by the Lease Agreement (the "Leased Premises"); and

WHEREAS, Lessor has vetted and investigated Lessee's proposed additional use of the hangar on the Leased Premises and has no objection thereto; and

WHEREAS, Lessee and Lessor desire to amend the terms of the Lease Agreement to remove prohibitions against certain activities to be conducted on the Leased Premises so that Lessee's commercial aircraft maintenance and repair business can be operated in the hangar on the Leased Premises without it being a non-conforming use or otherwise a breach of the Lease Agreement.

NOW, THEREFORE, in consideration of the premises and the Parties' mutual covenants, the Parties mutually and voluntarily agree as follows:

1. The Lease Agreement shall be immediately amended as follows:
 - (a) **Section 4.01 -Rights of LESSEE** of the Lease Agreement shall be deleted in its entirety and the following paragraph inserted in its place:

LESSOR hereby grants to LESSEE and LESSEE hereby accepts the following rights and privileges in connection with its use of the Leased Areas subject, however, to applicable City, County, State and Federal building and zoning use, codes and regulations: the non-exclusive right and privilege is granted to LESSEE by LESSOR to provide a facility for the storage of aircraft and/or to operate a commercial aircraft maintenance

and repair business in and around the hangar situated on the Leased Premises. Sub-leasing space in the building(s) on the Leased Premises is allowed contingent upon the terms of Section 4.02 -Subjugation, below, and contingent upon approval by LESSOR of any such sub-lease, said approval not to be unreasonably withheld or conditioned. LESSEE shall be solely responsible and liable for compliance with all rules, regulations and laws concerning operation of such a business on the Leased Premises and shall indemnify and hold LESSOR harmless from any and all claims, expenses, costs, taxes, administrative complaints, damages and any other liabilities of any kind related to LESSEE's use of the Leased Premises.

2. To the extent that the Lease Agreement contains any other terms that do or may prohibit Lessee from operating a commercial aircraft maintenance and repair business on the Leased Premises, those terms – and no others, including ancillary or related terms – are deemed to be abridged and amended only to permit such activity by Lessee.

3. Except as expressly and specifically modified by this Amendment, all other terms, provisions, rights and obligations of the Parties set forth in the Lease Agreement shall remain valid, enforceable and in full force and effect, and the Parties agree to be bound by and fully comply with those terms, provisions, rights and obligations. In the event of any direct conflict between the terms of the Lease Agreement and the terms of this Amendment, the terms of this Amendment shall control.

IN WITNESS WHEREOF, the Parties hereto have hereunto set their hands and seals on the date identified herein.

(Signature Page Follows)

[REMAINDER OF PAGE INTENTIONALLY LEFT BLANK]

**TITUSVILLE-COCOA AIRPORT
AUTHORITY**

Witness

By: _____
Michael D. Powell, C.M., ACE
Chief Executive Officer

Witness

Approved as to Form and Legality this _____
Day of _____, 2019

GrayRobinson, P.A.

By: _____
Adam M. Bird, Esq., Counsel/Titusville-Cocoa
Airport Authority

* * *

SERVANT AIR MINISTRIES, INC.

Witness

By: _____
(Signature)

Witness

As Its: _____
(Title)

Date: _____



Servant Air Ministries, Inc. *the Florida Chapter of* Pilots for Christ, International
471 Manor Dr., Merritt Island, FL 32952

To: Mr. Michael Powell
Executive Director, TICO Airport Authority,

Thank you for meeting with Mark Grainger and me last week. It was recently brought to our attention that the Servant Air Ministries, Inc. (SAMI) hangar does not have permission by the TICO Airport Authority to conduct commercial maintenance business operations (i.e. it is not an approved use). As we spoke with you, you said that it should be a simple process to bring a request before the BOD for this. Since SAMI is the owner of the building and ground lease, and has an understanding of, and commitment to comply with the FBC and NFPA codes, as they apply to the current construction category of the hangar, we are now making this request for authorization to perform maintenance on our airplanes and commercially on other aircraft in the hangar.

We have copies of the documents prepared by the services of Michael Baker International, the airport's own engineering firm, who has reviewed the hangar to make sure that it meets Florida building codes and complies with the NFPA for commercial maintenance operations, which it does. I have attached a document provided by their Fire Protection Engineer supporting this in his analysis.

As is indicated in the codes highlighted in this document, we want to assure you that our current and intended use is in performing light aircraft maintenance only, and we will not conduct any welding, painting, fuel transferring, or any other hazardous operations as listed in FBC: 412.4.6.1 and NFPA: 409.8.9.1.2

So, we are respectfully requesting that the Airport Authority grant SAMI the authorization to perform maintenance on our airplanes and commercially on other aircraft in the hangar while complying with the FBC and NFPA codes.

Thank You,

The Board of Directors of Servant Air Ministries:

Scott Langston, President
Daniel Mandraken, Vice President
Dr. Robert Lehton, Treasurer
Ryan Roberts, Secretary
Dick Blondin
Kyle Dixon
Steve Miller
Sam Parsons
Tom Miller

General Maintenance Hangar

Applicable Building codes:

FBC – Florida Building Code, Sixth Edition 2017

NFPA 409 – Standard on Aircraft Hangars 2011

Building Construction Type: IIB [FBC:602.2]

602.2 Types I and II.

Types I and II construction are those types of construction in which the building elements listed in Table 601 are of noncombustible materials, except as permitted in Section 603 and elsewhere in this code.

TABLE 601
FIRE-RESISTANCE RATING REQUIREMENTS FOR BUILDING ELEMENTS (HOURS)

BUILDING ELEMENT	TYPE I		TYPE II		TYPE III		TYPE IV	TYPE V	
	A	B	A	B	A	B	HT	A	B
Primary structural frame ^f (see Section 202)	3 ^a	2 ^a	1	0	1	0	HT	1	0
Bearing walls									
Exterior ^{e, f}	3	2	1	0	2	2	2	1	0
Interior	3 ^a	2 ^a	1	0	1	0	1/HT	1	0
Nonbearing walls and partitions					See Table 602				
Exterior									
Nonbearing walls and partitions							See		
Interior ^d	0	0	0	0	0	0	Section 602.4.6	0	0
Floor construction and associated secondary members (see Section 202)	2	2	1	0	1	0	HT	1	0
Roof construction and associated secondary members (see Section 202)	1 1/2 ^b	1 ^{b, c}	1 ^{b, c}	0 ^c	1 ^{b, c}	0	HT	1 ^{b, c}	0

For SI: 1 foot = 304.8 mm

- a. Roof supports. Fire-resistance ratings of primary structural frame and bearing walls are permitted to be reduced by 1 hour where supporting a roof only.
- b. Except in Group F-1, H, M and S-1 occupancies, fire protection of structural members shall not be required, including protection of roof framing and decking where every part of the roof construction is 20 feet or more above any floor immediately below. Fire-retardant-treated wood members shall be allowed to be used for such unprotected members.
- c. In all occupancies, heavy timber shall be allowed where a 1-hour or less fire-resistance rating is required.
- d. Not less than the fire-resistance rating required by other sections of this code.
- e. Not less than the fire-resistance rating based on fire separation distance (see Table 602).
- f. Not less than the fire-resistance rating as referenced in Section 704.10.

Hangar Group Classifications: Group III aircraft hangar [FBC:412.4.6, NFPA 409:4.1.3]

1. Aircraft access door height is less than 28 feet.
2. A single fire area is less than 12,000 square feet.

FBC:

[F] 412.4.6 Fire suppression.

Aircraft hangars shall be provided with a fire suppression system designed in accordance with NFPA 409, based upon the classification for the hangar given in Table 412.4.6.

Exception: Where a *fixed base operator* has separate repair facilities on site, Group II hangars operated by a *fixed base operator* used for storage of *transient aircraft* only shall have a fire suppression system, but the system is exempt from foam requirements.

[F] TABLE 412.4.6
HANGAR FIRE SUPPRESSION REQUIREMENTS^{a,b,c}

MAXIMUM SINGLE FIRE AREA (square feet)	TYPE OF CONSTRUCTION								
	IA	IB	IIA	IIB	IIIA	IIIB	IV	VA	VB
≥ 40,001	Group I	Group I	Group I	Group I	Group I	Group I	Group I	Group I	Group I
40,000	Group II	Group II	Group II	Group II	Group II	Group II	Group II	Group II	Group II
30,000	Group III	Group II	Group II	Group II	Group II	Group II	Group II	Group II	Group II
20,000	Group III	Group III	Group II	Group II	Group II	Group II	Group II	Group II	Group II
15,000	Group III	Group III	Group III	Group II	Group III	Group II	Group III	Group II	Group II
12,000	Group III	Group III	Group III	Group III	Group III	Group III	Group III	Group II	Group II
8,000	Group III	Group III	Group III	Group III	Group III	Group III	Group III	Group III	Group II
5,000	Group III	Group III	Group III	Group III	Group III	Group III	Group III	Group III	Group III

For SI: 1 foot = 304.8 mm; 1 square foot = 0.0929 m²

- a. Aircraft hangars with a door height greater than 28 feet shall be provided with fire suppression for a Group I hangar regardless of maximum fire area.
b. Groups shall be as classified in accordance with NFPA 409.
c. Membrane structures complying with Section 3102 shall be classified as a Group IV hangar.

NFPA 409:

4.1.3* Group III Aircraft Hangar. A Group III hangar shall have both of the following features:

- (1) An aircraft access door height of 8.5 m (28 ft) or less
- (2) A single fire area that measures up to the maximum square footage permitted for specific types of construction in accordance with Table 4.1.3

Table 4.1.3 Maximum Fire Areas for Group III Aircraft Hangars

Type of Construction	Maximum Single Fire Area	
	m ²	ft ²
Type I (413) and (332)	2,787	30,000
Type II (222)	1,858	20,000
Type II (111), Type III (211), and Type IV (2HH)	1,394	15,000
Type II (000)	1,115	12,000
Type III (200)	1,115	12,000
Type V (111)	743	8,000
Type V (000)	465	5,000

Hazardous Operations [FBC:412.4.6.1, NFPA 409:8.9.1.2]

FBC:

[F]412.4.6.1 Hazardous operations.

Any Group III aircraft hangar according to Table 412.4.6 that contains hazardous operations including, but not limited to the following shall be provided with a Group I or II fire suppression system in accordance with NFPA 409 as applicable.

- 1 Doping.
- 2 Hot work including, but not limited to, welding, torch cutting and torch soldering.
- 3 Fuel transfer.
- 4 Fuel tank repair or maintenance not including defueled tanks in accordance with NFPA 409, inerted tanks or tanks that have never been fueled.
- 5 Spray finishing operations.
- 6 Total fuel capacity of all aircraft within the unsprinklered single fire area in excess of 1,600 gallons (6057 L).
- 7 Total fuel capacity of all aircraft within the maximum single fire area in excess of 7,500 gallons (28,390 L) for a hangar with an automatic sprinkler system in accordance with Section 903.3.1.1.

NFPA 409:

8.9.1.2* In addition to the requirement of 8.9.1.1, where hazardous operations, including fuel transfer, welding, torch cutting, torch soldering, doping, and spray painting, are performed in any Group III hangar, the Group III hangar shall be protected with the fire protection specified in Chapter 7 and also shall meet the requirements specified in 5.4.2.

It is understood that none of the above listed operations take place within the existing hangar and fuel capacities are less than a cumulative 1,600 gallons. Therefore, fire suppression requirements shall not exceed what is required for Group III hangars (shown below).

Fire Suppression Requirements: Fire extinguishers shall be provided in accordance with NFPA 10. Automatic fire suppression is not required. [FBC:412.4.6, NFPA 409:8.9.1]

FBC:

[F] 412.4.6 Fire suppression.

Aircraft hangars shall be provided with a fire suppression system designed in accordance with NFPA 409, based upon the classification for the hangar given in Table 412.4.6.

Exception: Where a *fixed base operator* has separate repair facilities on site, Group II hangars operated by a *fixed base operator* used for storage of *transient aircraft* only shall have a fire suppression system, but the system is exempt from foam requirements.

**[F] TABLE 412.4.6
HANGAR FIRE SUPPRESSION REQUIREMENTS^{a,b,c}**

MAXIMUM SINGLE FIRE AREA (square feet)	TYPE OF CONSTRUCTION								
	IA	IB	IIA	IIB	IIIA	IIIB	IV	VA	VB
≥ 40,001	Group I	Group I	Group I	Group I	Group I	Group I	Group I	Group I	Group I
40,000	Group II	Group II	Group II	Group II	Group II	Group II	Group II	Group II	Group II
30,000	Group III	Group II	Group II	Group II	Group II	Group II	Group II	Group II	Group II
20,000	Group III	Group III	Group II	Group II	Group II	Group II	Group II	Group II	Group II
15,000	Group III	Group III	Group III	Group II	Group III	Group II	Group III	Group II	Group II
12,000	Group III	Group III	Group III	Group III	Group III	Group III	Group III	Group II	Group II
8,000	Group III	Group III	Group III	Group III	Group III	Group III	Group III	Group III	Group II
5,000	Group III	Group III	Group III	Group III	Group III	Group III	Group III	Group III	Group III

For SI: 1 foot = 304.8 mm; 1 square foot = 0.0929 m²

- a. Aircraft hangars with a door height greater than 26 feet shall be provided with fire suppression for a Group I hangar regardless of maximum fire area.
- b. Groups shall be as classified in accordance with NFPA 409.
- c. Membrane structures complying with Section 3102 shall be classified as a Group IV hangar.

NFPA 409:

8.9.1 Group III Fire Protection.

8.9.1.1* Fixed fire protection systems shall be installed where required by and in accordance with locally adopted building codes.

8.9.1.2* In addition to the requirement of 8.9.1.1, where hazardous operations, including fuel transfer, welding, torch cutting, torch soldering, doping, and spray painting, are performed in any Group III hangar, the Group III hangar shall be protected with the fire protection specified in Chapter 7 and also shall meet the requirements specified in 5.4.2.

8.9.2 Portable fire extinguishers shall be provided in accordance with NFPA 10. Where portable extinguishers are locked up to preclude the possibility of theft, each tenant and aircraft owner shall be provided with a key for the locks.

8.9.2.1 In aircraft storage and servicing areas, the distribution of portable fire extinguishers shall be in accordance with extra hazard classification outlined in NFPA 10.

8.9.2.2 The distribution of extinguishers in other areas of aircraft hangars shall be in accordance with light, ordinary, or extra hazard occupancy based on an analysis of each room or area following the requirements of NFPA 10.



TIX → SPACE COAST REGIONAL AIRPORT
COI → MERRITT ISLAND AIRPORT
X2I → ARTHUR DUNN AIRPARK

355 Golden Knights Blvd. → Titusville, Florida 32780 → 321.267.8780 → fax: 321.383.4284 → email: admins@flairport.com

MEMORANDUM

TO: Members of the Airport Authority

FROM: Michael D. Powell, C.M., ACE
Chief Executive Officer

DATE: April 18, 2019

ITEM DESCRIPTION - NEW BUSINESS ITEM C

Discussion by Mr. Aaron McDaniel of Recent Invoiced Costs by Michael Baker International and Contractors Regarding Current Projects

BACKGROUND

Michael Baker International is currently conducting the engineering and oversight work for contractors on current projects.

The invoice review is to keep the Board informed and ensure we meet FDOT compliance requirements.

ISSUES

All projects are moving forward.

ALTERNATIVES

If anything regarding the numbers is unclear during the discussion, the Airport Authority Board may ask questions about the costs to ensure everyone is comfortable with the invoices as presented.

FISCAL IMPACT

The current Invoiced Costs for the invoices will be covered by Mr. Aaron McDaniel, of Michael Baker International, in detail at the Board Meeting. The back-up documentation is provided for the Board's convenience of reference.

RECOMMENDED ACTION

It is respectfully requested that the Airport Authority Board resolve to (1) Concur with approval of the invoiced costs by Michael Baker International and (2) authorize an Authority Officer or the Chief Executive Officer to execute the necessary documentation upon satisfactory review by legal counsel.

Michael Baker INTERNATIONAL

MICHAEL BAKER INTERNATIONAL, INC.
12740 Gran Bay Pkwy West
Suite 2110
Jacksonville, FL 32258
(904) 380-2500

DECEMBER 5, 2018

MR. MICHAEL D. POWELL, C.M., ACE, CEO
TITUSVILLE - COCOA AIRPORT AUTHORITY
355 GOLDEN KNIGHTS BOULEVARD
TITUSVILLE, FL 32780

REQUEST NO. 10
PROJECT NO. 153465
BILLING CYCLE Nov-18
acampbell@flairport.com

FM 435310-1-94-01

RE: TO-COIN.A. SECURITY AND INFRASTRUCTURE
MERRITT ISLAND AIRPORT

INVOICE NO. 1033181

FOR FEES BILLED THROUGH OCTOBER 31, 2018

CV				<u>INVOICED</u>		<u>INVOICED</u>	
				<u>THIS PERIOD</u>		<u>TO DATE</u>	
DESIGN SERVICES	\$278,051.85						
DESIGN AND IMPLEMENTATION							
100.00% DESIGN	\$49,325.00			\$0.00		\$49,325.00	
100.00% REG SW PLAN	\$26,200.00			\$0.00		\$26,200.00	
100.00% TOPO/UTILITY SURVEY	\$15,470.00			\$0.00		\$15,470.00	
100.00% GEOTECH	\$4,090.00			\$0.00		\$4,090.00	
100.00% SITE ELECTRICAL	\$6,000.00			\$0.00		\$6,000.00	
BIDDING PHASE SERVICES							
100.00% COMPLETE OF	\$4,078.00			\$4,078.00		\$4,078.00	
CONSTRUCTION PHASE SERVICES							
0.00% COMPLETE OF	\$38,189.00			\$0.00		\$0.00	
QA CONSTRUCTION TESTING							
0% COMPLETE OF	\$8,050.00			\$0.00		\$0.00	
RESIDENT PROJECT REPRESENTATIVE		<u>RATE</u>	<u>HRS.</u>		<u>HRS.</u>		
INSPECTOR NTE	\$56,700.00	\$90.00	0.00	\$0.00	0.00	\$0.00	
RPR EXPENSES		<u>RATE</u>	<u>UNITS</u>		<u>UNITS</u>		
MEALS (WEEK)	\$2,100.00	\$150.00	0.00	\$0.00	0.00	\$0.00	
VEHICLE (WEEK)	\$2,520.00	\$180.00	0.00	\$0.00	0.00	\$0.00	
LODGING (WEEK)	\$3,500.00	\$250.00	0.00	\$0.00	0.00	\$0.00	
	\$8,120.00			\$0.00		\$0.00	
PERMIT CLOSEOUT							
100.00% COMPLETE OF	\$2,750.00			\$2,750.00		\$2,750.00	
<u>PERMITTING ALLOWANCE -</u>							
ENVIRONMENTAL RESOURCE PERMIT FEE							
100.00% COMPLETE OF	\$5,000.00			\$5,000.00		\$5,000.00	
<u>AMENDMENT NO 01</u>							
100.00% FIELD DATA COLLECTION	\$5,886.00			\$0.00		\$5,886.00	
100.00% ENVIRONMENTAL PERMITTING	\$37,093.85			\$1,854.69		\$37,093.85	
100.00% ADDITIONAL TOPO SURVEY	\$5,800.00			\$0.00		\$5,800.00	
100.00% ADDITIONAL GEOTECH INVESTIGA	\$5,300.00			\$0.00		\$5,300.00	
TOTAL EARNINGS				\$13,682.69		\$166,992.85	
AMOUNT DUE THIS INVOICE						\$13,682.69	

Electronic Payment:
Michael Baker International, Inc.
Citizens Bank
ABA: 036-076-150
Account No.: 6101710975
SWIFT: CTZIUS33

Mail Payment:
P O Box 536408
Pittsburgh, PA 15253-5906

[Handwritten Signature]
11/17/18

Michael Baker
INTERNATIONAL

MICHAEL BAKER INTERNATIONAL, INC.

12740 Gran Bay Parkway West

Suite 2110

Jacksonville, FL 32258

904-380-2500

Billing (803) 231-4014

FEBRUARY 20, 2019

TITUSVILLE-COCOA AIRPORT AUTHORITY
355 GOLDEN KNIGHTS
TITUSVILLE, FL 32780

INVOICE NO. 1040559

BAKER PROJECT NO. 167617

REQUEST NO. 03


PROJECT ID # FM 438463-1-94-01

RE: PORT-A-PORT HANGER REPLACEMENT

FOR FEES BILLED THROUGH DECEMBER 01, 2018 THROUGH JANUARY 31, 2019

CONTRACT VALUE \$220,234.00

		<u>INVOICED THIS PERIOD</u>	<u>INVOICED TO DATE</u>
PHASE 5 - CONSTRUCTION PHASE SERVICES			
TASK 3 - CONSTRUCTION MANAGEMENT			
58.22% COMPLETE OF	\$64,334.00	\$4,481.33 ✓	\$37,455.17
TASK 4 - RPR			
57.00% COMPLETE OF	\$149,400.00	\$29,837.19 ✓	\$85,156.35
TASK 4.2 - SUB			
QA CONSTRUCTION TESTING	\$6,500.00	\$1,340.00 ✓	\$1,340.00
TOTAL EARNINGS		\$35,658.52 ✓	\$123,951.52
AMOUNT DUE THIS INVOICE			\$35,658.52


2/27/19

Electronic Remittance

CITIZENS BANK

ABA: 036-076-150

Account No.: 6101710975

SWIFT: CTZIUS33

Check Payment Remit to:

PO BOX 536408

PITTSBURGH, PA 15253-5906

APPLICATION AND CERTIFICATE FOR PAYMENT

AIA DOCUMENT G703 (Instructions on reverse side)

PAGE 1 OF 4 PAGES

TO OWNER:

Titusville-Cocoa Airport Authority
355 Golden Knights Blvd.
Titusville, FL 32780

PROJECT:

Port-A-Port Hangar Replacement at Merritt Island Airport
900 Airport Road, T-15, Merritt Island, FL 32952

FROM CONTRACTOR:

C & D Construction, Inc.
395 S. Range Road
Cocoa, FL 32926
CONTRACT FOR:

VIA ARCHITECT:

Michael Baker International
5200 Belfort Road, Suite 110
Jacksonville, FL 32256

APPLICATION NO: Four (4)
PERIOD TO: 2/28/2019
PURCHASE ORDER NO.:

Distribution to:

OWNER
ARCHITECT
CONTRACTOR

CONTRACT DATE: 8/28/2018

CONTRACTOR'S APPLICATION FOR PAYMENT

Application is made for payment, as shown below, in connection with the Contract. Continuation Sheet, AIA Document G703 is attached.

1. ORIGINAL CONTRACT SUM \$ 1,434,163.00
2. Net change by Change Orders \$ (7,175.82)
3. CONTRACT SUM TO DATE (LINE 1 + 2) \$ 1,426,987.18
4. TOTAL COMPLETED & STORED TO DATE \$ 257,359.30
(Column G on G703)
5. RETAINAGE:
 - a. 10% of Completed Work \$ 25,735.93
(Columns D + E on G703)
 - b. % of Stored Material \$
(Column F on G703)

Total Retainage (Line 5a + 5b or
Total in Column 1 of G703) \$ 25,735.93
6. TOTAL EARNED LESS RETAINAGE \$ 231,623.37
(Line 4 less Line 5 Total)
7. LESS PREVIOUS CERTIFICATES FOR PAYMENT \$ 175,591.80
(Line 6 from prior Certificate)
8. CURRENT PAYMENT DUE \$ 56,031.57
9. BALANCE TO FINISH, INCLUDING RETAINAGE \$ 1,195,363.81
(Line 3 less Line 6)

CHANGE ORDER SUMMARY	ADDITIONS	DEDUCTIONS
Total changes approved in previous month by Owner	\$ -	
Total approved this month	\$ -	\$ -
TOTALS	\$ -	\$ -
NET CHANGES by Change Order	\$ -	\$ -

The undersigned Contractor certifies that to the best of the Contractor's knowledge, information and belief the Work covered by this Application for Payment has been completed in accordance with the Contract Documents, that all amounts have been paid by the Contractor for Work for which previous Certificates for Payment were issued and payments received from the Owner, and that current payment shown herein is now due.

CONTRACTOR: C & D Construction, Inc.

BY: Curtis Deen Date: 3/13/2019

State of: FLORIDA

County of: BREVARD

Subscribed and sworn to before

me this 13th

day of

March

2019

DEBRAH M.A. HOTTLE
Commission # GG 222821
Expires September 28, 2022
Brevard Third Budget Notary Services

Notary Public:

My Commission expires: 09/29/2022

ARCHITECT'S CERTIFICATE FOR PAYMENT

In accordance with the Contract Documents, based on on-site observations and the data comprising this application, the Architect certifies to the Owner that to the best of the Architect's knowledge, information and belief the Work has progressed as indicated, the quality of the Work is in accordance with the Contract Documents, and the Contractor is entitled to payment of the AMOUNT CERTIFIED.

AMOUNT CERTIFIED \$ 56,031.57

(Attach explanation if amount certified differs from the amount applied for. Initial all figures on this Application and on the Continuation Sheet that are changed to conform to the amount certified.)

ARCHITECT:

BY:

Date:

This Certificate is not negotiable. The AMOUNT CERTIFIED is payable only to the Contractor named herein. Issuance, payment and acceptance of payment are without prejudice to any rights of the Owner or Contractor under this Contract.

3/25/2019

3/26/19

CONTINUATION SHEET

AIA DOCUMENT G703

(Instructions on reverse side)

PAGE OF 2 PAGES

AIA Document G702, APPLICATION AND CERTIFICATE FOR PAYMENT,

containing contractor's signed Certification, is attached.

In tabulations below, amounts are stated to the nearest dollar.

Use Column 1 on Contracts where variable retainage for line items may apply.

APPLICATION NO: Four (4)

APPLICATION DATE: 3/13/2019

PERIOD TO: 2/28/2019

A ITEM NO.	B DESCRIPTION OF WORK	C QTY	D UNIT PRICE	E UNIT	F SCHEDULED VALUE	G WORK COMPLETED FROM PREVIOUS APPLICATION (D+E)	H THIS PERIOD	I MATERIALS PRESENTLY STORED (NOT IN D.O.R.E.)	J TOTAL COMPLETED AND STORED TO DATE (D+E+I)	K % (G+J)	L BALANCE TO FINISH (C-J)	M RETAINAGE (IF VARIABLE) RATE)
1	New Port-A Port Hangar Bldg. (Complete)	1	\$	340,000.00	LS	\$	340,000.00	\$	16,377.79	4.82%	\$ 323,622.21	\$ 1,637.78
1A	Concrete Work	1	\$	374,178.00	LS	\$	374,178.00	\$	-	0.00%	\$ 374,178.00	\$ -
1B	Building	1	\$	60,000.00	LS	\$	60,000.00	\$	-	0.00%	\$ 60,000.00	\$ -
1C	Building Installation	1	\$	75,000.00	LS	\$	75,000.00	\$	-	0.00%	\$ 75,000.00	\$ -
1D	Building Electrical Work	1	\$	70,000.00	LS	\$	70,000.00	\$	-	28.51%	\$ 53,620.49	\$ 2,137.95
1E	Hangar Doors	1	\$	80,000.00	LS	\$	80,000.00	\$	-	0.00%	\$ 80,000.00	\$ -
1F	Block Work	1	\$	20,000.00	LS	\$	20,000.00	\$	-	0.00%	\$ 20,000.00	\$ -
1G	Plumbing Work	1	\$	50,000.00	LS	\$	50,000.00	\$	-	0.00%	\$ 50,000.00	\$ -
1H	Slab Preparation	1	\$	89,000.00	LS	\$	89,000.00	\$	-	50.00%	\$ 44,500.00	\$ 4,450.00
2	Mobilization	1	\$	4,400.00	LS	\$	4,400.00	\$	-	0.00%	\$ 4,400.00	\$ -
3	Construction Lay-out and Topographic	1	\$	3,800.00	LS	\$	3,800.00	\$	-	34.21%	\$ 2,500.00	\$ 130.00
4	As-Built Survey	1	\$	3,800.00	LS	\$	3,800.00	\$	-	100.00%	\$ -	\$ 380.00
5	Erosion Control	1	\$	15.00	SY	\$	9,600.00	\$	-	100.00%	\$ -	\$ 960.00
6	Demolition/Remove Concrete Head-Wall	640	\$	1,900.00	LS	\$	1,900.00	\$	-	100.00%	\$ -	\$ 190.00
7	Demolition/Remove Concrete Driveways	1	\$	28.00	LF	\$	3,136.00	\$	-	100.00%	\$ -	\$ 313.60
8	Demolition/Remove Catch Basin	112	\$	1,100.00	EA	\$	8,800.00	\$	-	100.00%	\$ -	\$ 880.00
9	Demolition/Remove 15" X 24" RCP	8	\$	7.65	SY	\$	5,508.00	\$	-	100.00%	\$ -	\$ 550.80
10	Demolition/Remove Existing Box Hangar Bldgs	729	\$	5.50	LF	\$	2,134.00	\$	-	0.00%	\$ 2,134.00	\$ -
11	Demolition/Remove Existing Foundations	388	\$	5.50	CY	\$	16,500.00	\$	-	0.00%	\$ 16,500.00	\$ -
12	Relocate Existing Chain-Link Fence	3,000	\$	5.00	CY	\$	42,000.00	\$	-	100.00%	\$ -	\$ 4,200.00
13	Unclassified Excavation	8,400	\$	4.50	CY	\$	4,275.00	\$	-	0.00%	\$ 4,275.00	\$ -
14	Surcharge Borrow Material	950	\$	40.00	SY	\$	7,600.00	\$	-	0.00%	\$ 7,600.00	\$ -
15	Foundation Backfill (12" Lifts per Geo. Report)	190	\$	57.00	SY	\$	32,775.00	\$	-	0.00%	\$ 32,775.00	\$ -
16	4" Concrete Sidewalk	575	\$			\$		\$				
	15" Concrete Driveways		\$			\$		\$				

CONTINUATION SHEET

AIA DOCUMENT G703

(Instructions on reverse side)

PAGE OF 2 PAGES

AIA Document G702, APPLICATION AND CERTIFICATE FOR PAYMENT,

containing contractor's signed Certification, is attached.

In tabulations below, amounts are stated to the nearest dollar.

Use Column 1 on Contracts where variable retainage for line items may apply.

APPLICATION NO: Four (4)

APPLICATION DATE: 3/13/2019

PERIOD TO: 2/28/2019

A ITEM NO.	B DESCRIPTION OF WORK	C QTY	D UNIT PRICE	E UNIT	F SCHEDULED VALUE	G WORK COMPLETED FROM PREVIOUS APPLICATION (D+E)	H THIS PERIOD COMPLETED (D+E)	I MATERIALS PRESENTLY STORED (NOT IN D.O.R.E.)	J TOTAL COMPLETED AND STORED TO DATE (D+E+I)	K % (G + C)	L BALANCE TO FINISH (C - G)	M RETAINAGE (IF VARIABLE) RATE)
17	4" Line Rock Base	575	\$ 19.00	SY	\$ 10,925.00	\$ -	\$ -	\$ -	\$ -	0.00%	\$ 10,925.00	\$ -
18	24" Nyoplast Drain	7	\$ 3,500.00	EA	\$ 24,500.00	\$ -	\$ 24,500.00	\$ -	\$ 24,500.00	100.00%	\$ -	\$ 2,450.00
19	10" PVC Pipe	380	\$ 29.00	LF	\$ 11,020.00	\$ 12,209.00	\$ -	\$ -	\$ 12,209.00	110.79%	\$ (1,189.00)	\$ 1,220.90
20	18" RCP	158	\$ 60.00	LF	\$ 9,480.00	\$ 8,160.00	\$ -	\$ -	\$ 8,160.00	86.08%	\$ 1,320.00	\$ 816.00
21	24" RCP	96	\$ 76.50	LF	\$ 7,344.00	\$ 10,404.00	\$ -	\$ -	\$ 10,404.00	141.67%	\$ (3,060.00)	\$ 1,040.40
22	Sanitary Manhole	1	\$ 3,800.00	EA	\$ 3,800.00	\$ -	\$ -	\$ -	\$ -	0.00%	\$ 3,800.00	\$ -
23	4" Sanitary Clean-outs	4	\$ 375.00	EA	\$ 1,500.00	\$ 1,500.00	\$ -	\$ -	\$ 1,500.00	100.00%	\$ -	\$ 150.00
24	4" PVC Sanitary Line Sch 40	247	\$ 88.00	LF	\$ 21,736.00	\$ 21,736.00	\$ -	\$ -	\$ 21,736.00	100.00%	\$ -	\$ 2,173.60
25	1-1/2" Water Line	150	\$ 16.00	LF	\$ 2,400.00	\$ 2,400.00	\$ -	\$ -	\$ 2,400.00	100.00%	\$ -	\$ 240.00
26	1-1/2" Tapping Saddle w/Corp. Stop	1	\$ 2,900.00	EA	\$ 2,900.00	\$ 2,900.00	\$ -	\$ -	\$ 2,900.00	100.00%	\$ -	\$ 290.00
27	1-1/2" Gate Valve	1	\$ 400.00	EA	\$ 400.00	\$ 400.00	\$ -	\$ -	\$ 400.00	100.00%	\$ -	\$ 40.00
28	Stormwater Inlets - FDOT Type C	2	\$ 5,000.00	EA	\$ 10,000.00	\$ 10,000.00	\$ -	\$ -	\$ 10,000.00	100.00%	\$ -	\$ 1,000.00
29	Storm Drain Clean-Outs	2	\$ 500.00	EA	\$ 1,000.00	\$ 1,000.00	\$ -	\$ -	\$ 1,000.00	100.00%	\$ -	\$ 100.00
30	Stormwater Manhole	1	\$ 5,000.00	EA	\$ 5,000.00	\$ 5,000.00	\$ -	\$ -	\$ 5,000.00	100.00%	\$ -	\$ 500.00
31	18" MES	1	\$ 1,300.00	EA	\$ 1,300.00	\$ 3,900.00	\$ -	\$ -	\$ 3,900.00	300.00%	\$ (2,600.00)	\$ 390.00
32	24" MES	1	\$ 1,300.00	EA	\$ 1,300.00	\$ 1,300.00	\$ -	\$ -	\$ 1,300.00	100.00%	\$ -	\$ 130.00
33	Outfall Structure	1	\$ 9,300.00	EA	\$ 9,300.00	\$ -	\$ -	\$ -	\$ -	0.00%	\$ 9,300.00	\$ -
34	Sod	770	\$ 3.50	SY	\$ 2,695.00	\$ -	\$ -	\$ -	\$ -	0.00%	\$ 2,695.00	\$ -
35	Top Soiling	770	\$ 4.10	SY	\$ 3,157.00	\$ -	\$ -	\$ -	\$ -	0.00%	\$ 3,157.00	\$ -
36	Change Order # 1	1	\$ (7,175.82)	LS	\$ (7,175.82)	\$ (6,351.00)	\$ -	\$ -	\$ (6,351.00)	88.51%	\$ (824.82)	\$ (635.10)
Totals					\$ 1,426,987.18	\$ 195,102.00	\$ 24,500.00	\$ 37,757.30	\$ 257,359.30	18.04%	\$ 1,169,627.88	\$ 25,735.93

C & D CONSTRUCTION, INC.
395 S RANGE ROAD
COCOA, FLORIDA 32926

(321) 639-9198 Fax (321) 690-2291

invoice 1067

TO: TITUSVILLE-COCOA AIRPORT AUTHORITY
355 GOLDEN KNIGHTS BLVD
TITUSVILLE, FL 32780

SALESPERSON 449	DATE OF INVOICE 3/13/2019
SHIP TO PORT-A-PART HANGAR REPLACEMENT MERRITT ISLAND AIRPORT 900 AIRPORT ROAD, T-15 MERRITT ISLAND, FLORIDA	

ACCOUNT NO.	DATE SHIPPED	SHIPPED VIA	COL	FF	F.O.B. POINT	TERMS	YOUR ORDER NUMBER
						NET 10 DAYS	
QUANTITY	DESCRIPTION					UNIT PRICE	AMOUNT
	<u>DRAW REQUEST # 4</u>						
	ORIGINAL CONTRACT AMOUNT					\$ 1,434,163.00	
	CHANGE ORDERS					\$ -	
	REVISED CONTRACT AMOUNT					\$ 1,434,163.00	
	AMOUNT COMPLETED TO DATE - 18.04%					\$ 257,359.30	
	LESS RETAINAGE - 10 %					\$ (25,735.93)	
						\$ 231,623.37	
	LESS PREVIOUS REQUESTS					\$ (175,591.80)	
	TOTAL AMOUNT DUE AND PAYABLE THIS REQUEST						\$ 56,031.57
	CONTRACTOR'S SIGNATURE <i>C. D. C.</i>						
	<i>Thank You</i>					TOTAL	

Titusville-Cocoa Airport Authority
Check Register
For the Period From Feb 1, 2019 to Feb 28, 2019

Filter Criteria includes: Report order is by Date.

Check #	Date	Payee	Cash Account	Amount
37367	2/1/19	A T & T	101000	1,055.81
37368	2/1/19	AT&T Mobility	101000	510.43
37369	2/1/19	Board Of Co. Commissioners	101000	11,215.69
37370	2/1/19	Brevard County Utility Resources	101000	100.00
37371	2/1/19	Bright House Networks	101000	58.28
37372	2/1/19	C & D Construction, Inc.	101000	38,851.20
37373	2/1/19	City Of Cocoa	101000	164.10
37374	2/1/19	City Of Titusville	101000	1,361.61
37375	2/1/19	Davies, Houser, Secrest & Harris, P.A.	101000	8,000.00
37376	2/1/19	Dish	101000	66.54
37377	2/1/19	Florida Power & Light	101000	7,434.58
37378	2/1/19	ICMA Retirement Trust	101000	2,260.00
37379	2/1/19	Marie's Coffee Service	101000	54.25
37380	2/1/19	Medfast Urgent Care Centers, LLC	101000	605.00
37381	2/1/19	MITEL Leasing	101000	102.71
37382	2/1/19	Nix Pest Management	101000	256.00
37383	2/1/19	SEC/AAAE	101000	35.00
37384	2/1/19	Standard Insurance Company	101000	612.60
37385	2/1/19	Titusville Area Chamber of Commerce	101000	125.00
37386	2/1/19	Windstream Communications	101000	1,447.12
37387	2/1/19	Wolen, L.L.C.	101000	2,100.00
37388	2/1/19	George Berry	101000	25.00
37389	2/1/19	Construct It, Inc.	101000	50.00
37390	2/1/19	Kevin Gill	101000	50.00
37391	2/1/19	Nelson Hall	101000	290.44
37392	2/1/19	Thomas Howes	101000	196.05
37393	2/1/19	Jimmey Todd	101000	307.80
37394	2/1/19	Finance & Accounting Officer	101000	100.00
37395	2/1/19	Steven Hinkel	101000	368.69
37396	2/15/19	Ace Hardware	101000	97.13
37397	2/15/19	AG-PRO Companies	101000	1,223.80
37398	2/15/19	Allen Enterprises, inc.	101000	2,367.99

Titusville-Cocoa Airport Authority
Check Register
For the Period From Feb 1, 2019 to Feb 28, 2019

Filter Criteria includes: Report order is by Date.

Check #	Date	Payee	Cash Account	Amount
37399	2/15/19	American Association Of	101000	275.00
37400	2/15/19	A T & T	101000	692.65
37401	2/15/19	AT&T Mobility	101000	33.55
37402	2/15/19	BR90-Bennett Auto Supply	101000	558.24
37403	2/15/19	Board Of Co. Commissioners	101000	1,989.98
37404	2/15/19	Bob Steele Chevrolet, Inc.	101000	1,633.73
37405	2/15/19	Brevard County Utility Resources	101000	100.00
37406	2/15/19	Bucks Lawnmower Shop	101000	3.63
37407	2/15/19	Cintas Corp., Loc. 149	101000	683.13
37408	2/15/19	City Electric Supply Co.	101000	589.98
37409	2/15/19	Cocoa Paper Company	101000	281.94
37410	2/15/19	D & E Pump	101000	21.78
37411	2/15/19	Dish	101000	59.54
37412	2/15/19	Florida Power & Light	101000	4,939.68
37413	2/15/19	Florida Today #126281	101000	195.86
37414	2/15/19	Goodyear	101000	1,134.42
37415	2/15/19	ICMA Retirement Trust	101000	1,100.00
37416	2/15/19	Konica Minolta Business Solutions	101000	172.83
37417	2/15/19	Lowes	101000	145.95
37418	2/15/19	MITEL Leasing	101000	102.71
37419	2/15/19	Purchase Power	101000	20.06
37420	2/15/19	R. E. Michel Company LLC	101000	15.11
37421	2/15/19	Rev-Cut Mower	101000	9.00
37422	2/15/19	Sherwin Williams	101000	817.23
37423	2/15/19	Standard Signs, Inc.	101000	919.98
Total				97,988.80

Titusville-Cocoa Airport Authority
Budget to Actual
February 2019

Revenues	Budget	Month	YTD	Budget %								
Revenues	\$2,807,276	\$196,014.64	\$1,142,561.20	43.82%								
Interest Income	\$0	\$9.81		-								
Ad Valorem	\$0	\$0.00	\$18.65	-								
Misc. Income	\$2,500	\$384.62	\$5,688.69	227.55%								
TOTAL	\$2,809,776	\$196,400.16	\$1,148,278.35	44.00%								
Expense	Budget	Arthur	Space	Merritt								
		Dunn	Coast	Island	G & A	Unallocated	Total	%				
Personnel Services												
Salaries	\$813,006	\$12,119.39	\$80,123.30	\$38,822.52	\$138,643.44	\$35,728.31	\$316,436.86	38.82%				
Payroll Tax	\$62,195	\$687.23	\$4,521.13	\$1,463.04	\$13,167.63	\$900.36	\$20,739.59	33.35%				
Workman's Compensation	\$26,000	\$0.00	\$0.00	\$0.00	\$0.00	\$8,474.00	\$8,474.00	32.59%				
Florida Retirement	\$107,677	\$1,106.03	\$5,794.34	\$1,860.71	\$28,153.08	\$4,892.66	\$41,806.82	38.83%				
Employee Insurance	\$165,303	\$0.00	\$0.00	\$0.00	\$28,276.60	\$38,516.79	\$66,793.39	40.41%				
Employee Education	\$3,000	\$0.00	\$0.00	\$0.00	\$0.00		\$0.00	0.00%				
Operating Expense												
Professional Services												
Land Appraisal	\$0.00						\$0.00	0.00%				
General Consultant	\$10,000.00				\$660.00		\$660.00	6.60%				
Legal Service	\$50,000.00				\$8,815.68		\$8,815.68	17.63%				
Accounting/Auditing	\$34,000.00				\$15,961.73		\$15,961.73	46.95%				
Contract Services												
Computer Tech Support	\$3,000.00				\$585.00		\$585.00	19.50%				
Janitorial Service	\$7,000.00				\$2,040.00		\$2,040.00	29.14%				
Investigation/Testing	\$0.00				\$110.00		\$110.00	0.00%				
Travel & Training												
Travel & Per Diem	\$7,500.00				\$545.86		\$545.86	7.28%				
Training & Education	\$12,000.00						\$0.00	0.00%				
Communications & Freight												
Telecommunications												
Telephone	\$25,750.00		\$378.88	\$220.42	\$10,575.65		\$11,174.95	43.40%				
Cell Phones	\$7,500.00				\$2,467.60		\$2,467.60	32.90%				
Cable Service	\$1,500.00				\$858.44		\$858.44	57.23%				
Postage												
Postage	\$3,000.00				\$1,226.15		\$1,226.15	40.87%				
Express Mail	\$500.00				\$136.04		\$136.04	27.21%				
Online Services	\$740.00				\$0.00		\$0.00	0.00%				
Utility Services												
Water/Sewer	\$16,000.00	\$906.99	\$4,258.34	\$761.66			\$5,926.99	37.04%				
Electricity	\$140,000.00	\$2,701.07	\$13,775.55	\$6,404.42			\$38,617.89	26.16%				
Storm Water Fees	\$10,000.00						\$0.00	0.00%				
Solid Waste	\$14,000.00		-\$1,985.18				-\$1,985.18	-14.18%				

Titusville-Cocoa Airport Authority
Budget to Actual
February 2019

Expense	Budget	Arthur Dunn	Space Coast	Merritt Island	G & A	Unallocated	Total	% Budget
Rentals & Leases								
Equipment Rental	\$2,500.00		\$861.24	\$521.36			\$1,382.60	55.30%
Postage Machine	\$700.00						\$0.00	0.00%
Copy Machine	\$2,000.00				\$520.02		\$520.02	26.00%
Phone System	\$3,000.00				\$513.55		\$513.55	17.12%
Insurance								
Property/Casual								
Buildings & Equipment	\$241,799.00				\$67,632.00	\$107,487.00	\$175,119.00	72.42%
Fuel Tank	\$2,500.00						\$0.00	0.00%
Housing/Liability	\$8,500.00						\$0.00	0.00%
Airport Liability	\$8,000.00						\$0.00	0.00%
Auto Liability	\$22,000.00						\$0.00	0.00%
Officers Liability	\$5,600.00						\$0.00	0.00%
Employee Bond	\$296.00				\$5,600.00		\$5,600.00	100.00%
Repairs & Maintenance					\$296.00		\$296.00	100.00%
Service Contracts								
Repairs/Maintenance	\$13,000.00		\$258.00	\$705.00	\$256.00		\$1,217.00	9.36%
Repairs/Maintenance **1-hangar Maintenance**	\$160,000.00	\$7,885.24	\$13,737.73	\$9,795.31	\$1,484.77	\$8,694.28	\$41,597.33	26.00%
Printing/Binding	\$75,000.00	\$91.00	\$89.99	\$0.00	\$0.00	\$0.00	\$180.99	0.24%
General Printing	\$300.00						\$0.00	0.00%
Promotional Activities								
Advertising								
Marketing	\$15,000.00				\$1,359.79		\$1,359.79	9.07%
Promotional	\$7,000.00				\$230.17		\$230.17	3.29%
Other Charges/Obligations								
Legal Notices	\$3,800.00						\$0.00	0.00%
Real Estate Taxes	\$18,000.00		\$130.00				\$130.00	0.72%
Brevard Court Indirect Fees	\$0.00						\$0.00	0.00%
Supplies								
Office Supplies	\$9,000.00				\$4,872.58		\$4,872.58	54.14%
Operating Supplies	\$80,000.00	\$537.00			\$609.61	\$7,357.74	\$8,504.35	14.17%
Furniture & Fixtures	\$7,500.00						\$0.00	0.00%
Maintenance Uniforms	\$6,500.00					\$2,784.52	\$2,784.52	42.84%
Books, Publications, Subscriptions								
Books & Publications	\$300.00						\$0.00	0.00%
Memberships								
Dues & Memberships	\$10,000.00				\$1,779.44		\$1,779.44	17.79%
Capital Outlay								
Vehicles/Equipment	\$100,000.00						\$0.00	0.00%
Contingency								
Contingency	\$98,284.00						\$0.00	0.00%
Debt Service	\$185,000.00						\$0.00	0.00%
Renewal & Replacement	\$35,000.00						\$0.00	0.00%
Total	\$2,400,330.00	\$26,033.95	\$131,941.32	\$61,554.44	\$337,377.03	\$228,572.31	\$785,478.05	32.72%

Financial Review

Cash Position, Commitments, Reserves as of February 28, 2019

1) Cash On Hand:

a) Cash per Operating Fund Balance Sheet	\$1,215,290
b) Cash per Revenue Fund Balance Sheet	\$235,775
c) Cash per R & R Fund Balance Sheet	\$35,000
d) Cash per Debt Service Fund Balance Sheet	\$101,760
e) Cash per Development Fund Balance Sheet	\$306,058
Total Cash on Hand	\$1,893,883

2) Plus Grants Receivable	\$224,732
Total Cash and Grants Receivable	\$2,118,615

3) Less Restricted Cash

a) FDOT Advances	\$0
b) State Board LGIP B	\$0
Total Unrestricted Cash	\$2,118,615

4) Less Funds Committed for Operations

a) Operations Reserve	\$0
b) Renewal & Replacement Fund	\$35,000
c) Escrow Account	\$235,775
Total Funds Committed for Operations	\$270,775

5) Less Funds Committed for Projects

Projects		Funded
a) TIX Spaceport Launch Site Operators License	\$0	TCAA
b) COI RSA Construction	\$16,948	2015
c) COI North Area Security & Infrastructure	\$39,786	2015
d) COI Construct Eight (8) Box Hangars	\$291,933	2017
e) COI Runway 11-29 Settlement Rehabilitation	\$0	2019
f) TIX Design & Construction of Airfield Lighting	\$0	2019
g) TIX Demolition of Building 52	\$26,000	2018
h) X21 PAPIs	TBD	2019
i) COI PAPIs	TBD	2019
Total Committed Funds	\$374,667	

6) Total Uncommitted Cash	\$1,473,173
----------------------------------	--------------------

Titusville-Cocoa Airport Authority
Check Register
For the Period From Mar 1, 2019 to Mar 31, 2019

Filter Criteria includes: Report order is by Date.

Check #	Date	Payee	Cash Account	Amount
37424	3/1/19	A T & T	101000	475.95
37425	3/1/19	AT&T Mobility	101000	446.49
37426	3/1/19	Board Of Co. Commissioners	101000	11,496.61
37427	3/1/19	Brevard County Tax Collector	101000	23,645.81
37428	3/1/19	Bright House Networks	101000	58.28
37429	3/1/19	Brown & Brown Insurance	101000	67,059.00
37430	3/1/19	CHLIC	101000	686.67
37431	3/1/19	City Of Cocoa	101000	164.72
37432	3/1/19	City Of Titusville	101000	1,438.28
37433	3/1/19	Davis Vision, Inc.	101000	95.02
37434	3/1/19	Dish	101000	66.54
37435	3/1/19	Economic Development Commission	101000	1,500.00
37436	3/1/19	Faster Than Sound, Inc.	101000	510.00
37437	3/1/19	Florida Power & Light	101000	2,883.83
37438	3/1/19	Graphic Press	101000	219.00
37439	3/1/19	Gray Robinson Attorneys At Law	101000	3,268.00
37440	3/1/19	ICMA Retirement Trust	101000	1,100.00
37441	3/1/19	Infrastructure Consulting & Engineering	101000	1,400.00
37442	3/1/19	Lacey's Lock Service	101000	382.80
37443	3/1/19	Marie's Coffee Service	101000	78.75
37444	3/1/19	Moore's Tire Outlet	101000	102.00
37445	3/1/19	Preaux, LLC	101000	250.00
37446	3/1/19	R. E. Michel Company LLC	101000	96.24
37447	3/1/19	Standard Insurance Company	101000	612.60
37448	3/1/19	Staples	101000	236.01
37449	3/1/19	Waste Management	101000	236.74
37450	3/1/19	Watkins Fuel Oil	101000	2,328.87
37451	3/1/19	Windstream Communications	101000	1,667.21
37452	3/1/19	David Blackburn	101000	41.39
37453	3/1/19	Nelson Hall	101000	200.00
37454	3/1/19	Paul McClaren	101000	200.00
37455	3/1/19	John O'Farrell	101000	200.00

Titusville-Cocoa Airport Authority
Check Register
For the Period From Mar 1, 2019 to Mar 31, 2019

Filter Criteria includes: Report order is by Date.

Check #	Date	Payee	Cash Account	Amount
37456	3/1/19	Joseph Priolo	101000	346.83
37457	3/1/19	Patricia Wall	101000	41.39
37458	3/1/19	Phil Jones	101000	243.90
37459	3/1/19	David Webb	101000	150.88
35927V	3/12/19	Amanda Motty	101000	-44.05
37427V	3/13/19	Brevard County Tax Collector	101000	-23,645.81
37460	3/15/19	Ace Hardware	101000	32.99
37461	3/15/19	Advantage Consulting LLC	101000	500.00
37462	3/15/19	A T & T	101000	744.15
37463	3/15/19	BR90-Bennett Auto Supply	101000	65.98
37464	3/15/19	Brevard County Tax Collector	101000	23,803.90
37465	3/15/19	Brevard County Utility Resources	101000	100.00
37466	3/15/19	C & D Construction, Inc.	101000	11,517.00
37467	3/15/19	CHLIC	101000	653.95
37468	3/15/19	City Electric Supply Co.	101000	1,667.28
37469	3/15/19	Davies, Houser, Secrest & Harris, P.A.	101000	10,000.00
37470	3/15/19	Davis Vision, Inc.	101000	82.48
37471	3/15/19	D & E Pump	101000	8.77
37472	3/15/19	Dish	101000	59.54
37473	3/15/19	East Coast Fence & Guardrail	101000	30.00
37474	3/15/19	Energywise A/C	101000	5,110.00
37475	3/15/19	Express Signs	101000	640.00
37476	3/15/19	Faster Than Sound, Inc.	101000	510.00
37477	3/15/19	Federal Express	101000	120.81
37478	3/15/19	Florida Alarm Company & Security Tech	101000	18.00
37479	3/15/19	Florida Door Control of Orlando, Inc.	101000	687.65
37480	3/15/19	Florida Power & Light	101000	2,079.26
37481	3/15/19	Florida Today #126281	101000	118.88
37482	3/15/19	Graphic Press	101000	110.00
37483	3/15/19	Gray Robinson Attorneys At Law	101000	7,674.27
37484	3/15/19	Home Depot Credit Services	101000	119.79
37485	3/15/19	Konica Minolta Business Solutions	101000	233.86

Titusville-Cocoa Airport Authority
Check Register
For the Period From Mar 1, 2019 to Mar 31, 2019

Filter Criteria includes: Report order is by Date.

Check #	Date	Payee	Cash Account	Amount
37486	3/15/19	Lacey's Lock Service	101000	55.50
37487	3/15/19	Logical Decisions LTD	101000	2,622.00
37488	3/15/19	Lowes	101000	447.54
37489	3/15/19	MITEL Leasing	101000	102.71
37490	3/15/19	Preferred Governmental Insurance	101000	4,895.00
37491	3/15/19	Safety-Kleen	101000	798.85
37492	3/15/19	S.F. Travis Co.	101000	25.38
37493	3/15/19	Watkins Fuel Oil	101000	2,084.54
37494	3/15/19	Watson Truck & Auto	101000	17.75
37495	3/15/19	David Beers	101000	50.00
37496	3/15/19	Dan Crutcher	101000	116.40
37497	3/15/19	Michael Gillam	101000	111.46
37498	3/15/19	Amanda Motty	101000	44.05
37500	3/15/19	ICMA Retirement Trust	101000	1,100.00
37501	3/29/19	A T & T	101000	475.97
37502	3/29/19	Board Of Co. Commissioners	101000	11,182.84
37503	3/29/19	Bright House Networks	101000	58.28
37504	3/29/19	CHLIC	101000	345.26
37505	3/29/19	City Of Cocoa	101000	170.29
37506	3/29/19	City Of Titusville	101000	1,199.25
37507	3/29/19	Cocoa Beach Area Chamber of Commerce	101000	375.00
37508	3/29/19	Davis Vision, Inc.	101000	49.08
37509	3/29/19	Dish	101000	66.54
37510	3/29/19	Dixon Electric East Coast	101000	585.00
37511	3/29/19	Florida Power & Light	101000	2,411.38
37512	3/29/19	Florida Power & Light	101000	2,645.97
37513	3/29/19	Gray Robinson Attorneys At Law	101000	5,338.00
37514	3/29/19	ICMA Retirement Trust	101000	1,100.00
37515	3/29/19	Lowes	101000	67.85
37516	3/29/19	Michael Baker International	101000	13,682.69
37517	3/29/19	Michael Baker International	101000	35,658.52
37518	3/29/19	Mr. Submarine & Salads	101000	300.00

Titusville-Cocoa Airport Authority
Check Register
For the Period From Mar 1, 2019 to Mar 31, 2019

Filter Criteria includes: Report order is by Date.

Check #	Date	Payee	Cash Account	Amount
37519	3/29/19	Pitney Bowes Global Financial Services	101000	138.00
37520	3/29/19	Preaux, LLC	101000	650.00
37521	3/29/19	Sherwin Williams	101000	411.73
37522	3/29/19	Standard Insurance Company	101000	612.60
37523	3/29/19	Staples	101000	446.20
37524	3/29/19	Windstream Communications	101000	1,671.48
37526	3/29/19	AT&T Mobility	101000	483.06
37527	3/29/19	Phil Jones	101000	1,648.10
37528	3/29/19	Edward Bexfield	101000	606.85
37529	3/29/19	David Webb	101000	763.25
Total				262,542.88

Revenues	Budget	Month	YTD	Budget %				
Revenues	\$2,607,276	\$238,843.04	\$1,381,404.24	52.98%				
Interest Income	\$0	\$0.51	\$10.32	-				
Ad Valorem	\$0	\$0.00	\$18.65	-				
Misc. Income	\$2,500	\$2,214.62	\$7,903.31	316.13%				
TOTAL	\$2,609,776	\$241,058.17	\$1,389,336.52	53.24%				
Expense	Budget	Arthur	Space	Merritt	%			
		Dunn	Coast	Island		Total	Budget	
Personnel Services								
Salaries	\$813,006	\$15,559.39	\$114,034.45	\$49,105.24	\$178,509.02	\$31,881.11	\$389,089.21	
Payroll Tax	\$62,195	\$950.39	\$5,671.93	\$1,757.35	\$16,947.04	\$730.45	\$26,057.16	
Workman's Compensation	\$26,000	\$0.00	\$0.00	\$0.00	\$0.00	\$13,369.00	\$13,369.00	
Florida Retirement	\$107,677	\$1,390.17	\$7,386.85	\$2,178.48	\$34,997.26	\$51,191.74	\$51,191.74	
Employee Insurance	\$165,303	\$0.00	\$0.00	\$0.00	\$37,979.66	\$51,928.72	\$89,808.38	
Employee Education	\$3,000	\$0.00	\$0.00	\$0.00	\$0.00		\$0.00	
Operating Expense							0.00%	
Professional Services								
Land Appraisal	\$0.00						\$0.00	
General Consultant	\$10,000.00				\$4,572.98		\$4,572.98	
Legal Service	\$50,000.00				\$25,085.95		\$25,085.95	
Accounting/Auditing	\$34,000.00				\$26,402.79		\$26,402.79	
Contract Services							77.66%	
Computer Tech Support	\$3,000.00				\$585.00		\$585.00	
Janitorial Service	\$7,000.00				\$3,060.00		\$3,060.00	
Investigation/Testing	\$0.00				\$715.00		\$715.00	
Travel & Training							0.00%	
Travel & Per Diem	\$7,500.00				\$545.86		\$545.86	
Training & Education	\$12,000.00						7.28%	
Communications & Freight							0.00%	
Telecommunications								
Telephone	\$25,750.00	\$202.71	\$849.15	\$767.56	\$14,390.29		\$16,209.71	
Cell Phones	\$7,500.00				\$3,397.15		\$3,397.15	
Cable Service	\$1,500.00				\$1,167.62		\$1,167.62	
Postage							77.84%	
Postage	\$3,000.00				\$1,226.15		\$1,226.15	
Express Mail	\$500.00				\$265.85		\$265.85	
Online Services	\$740.00				\$0.00		\$0.00	
Utility Services							0.00%	
Water/Sewer	\$16,000.00	\$2,043.21	\$5,759.65	\$1,096.67			\$9,899.53	
Electricity	\$140,000.00	\$3,357.64	\$18,769.82	\$10,774.02		\$13,736.65	\$46,038.13	
Storm Water Fees	\$10,000.00		\$4,351.57	\$3,467.15			\$7,818.72	
Solid Waste	\$14,000.00	\$13,509.58	\$490.42				\$14,000.00	
							100.00%	

Titusville-Cocoa Airport Authority
Budget to Actual
March 2019

Expense	Budget	Arthur Dunn	Space Coast	Merritt Island	G & A	Unallocated	Total	% Budget
Rentals & Leases								
Equipment Rental	\$2,500.00		\$861.24	\$758.10			\$1,619.34	64.77%
Postage Machine	\$700.00						\$0.00	0.00%
Copy Machine	\$2,000.00				\$520.02		\$520.02	26.00%
Phone System	\$3,000.00				\$513.55		\$513.55	17.12%
Insurance								
Property/Casual								
Buildings & Equipment	\$241,799.00				\$134,414.00	\$105,971.00	\$240,385.00	99.42%
Fuel Tank	\$2,600.00						\$0.00	0.00%
Housing/Liability	\$8,500.00						\$0.00	0.00%
Airport Liability	\$8,000.00				\$137.57		\$137.57	1.72%
Auto Liability	\$22,000.00						\$0.00	0.00%
Officers Liability	\$5,600.00				\$5,600.00		\$5,600.00	100.00%
Employee Bond	\$296.00				\$296.00		\$296.00	100.00%
Repairs & Maintenance								
Service Contracts	\$13,000.00		\$1,054.85	\$805.00	\$256.00		\$2,115.85	16.28%
Repairs/Maintenance	\$160,000.00	\$9,014.15	\$21,968.65	\$15,123.69	\$1,552.77	\$9,551.58	\$57,210.84	35.76%
Repairs/Maintenance **T-hangar Maintenance**	\$75,000.00	\$91.00	\$9,797.57	\$1,889.84	\$0.00	\$0.00	\$11,778.41	15.70%
Printing/Binding								
General Printing	\$300.00						\$0.00	0.00%
Promotional Activities								
Advertising								
Marketing	\$15,000.00				\$1,659.79		\$1,659.79	11.07%
Promotional	\$7,000.00				\$349.05		\$349.05	4.99%
Other Charges/Obligations								
Legal Notices	\$3,800.00						\$0.00	0.00%
Real Estate Taxes	\$18,000.00		\$130.00				\$130.00	0.72%
Brevard Court Indirect Fees	\$0.00						\$0.00	0.00%
Supplies								
Office Supplies	\$9,000.00				\$6,059.52		\$6,059.52	67.33%
Operating Supplies	\$60,000.00	\$537.00			\$5,023.02	\$7,357.74	\$12,917.76	21.53%
Furniture & Fixtures	\$7,500.00						\$0.00	0.00%
Maintenance Uniforms	\$6,500.00					\$2,784.52	\$2,784.52	42.84%
Books, Publications, Subscriptions								
Books & Publications	\$300.00						\$0.00	0.00%
Memberships								
Dues & Memberships	\$10,000.00			\$375.00	\$3,279.44		\$3,654.44	36.54%
Capital Outlay								
Vehicles/Equipment	\$100,000.00						\$0.00	0.00%
Contingency								
Contingency	\$98,264.00						\$0.00	0.00%
Debt Service	\$185,000.00						\$0.00	0.00%
Renewal & Replacement	\$35,000.00						\$0.00	0.00%
Total	\$2,400,330.00	\$46,656.24	\$191,126.15	\$88,098.11	\$509,518.35	\$242,449.74	\$1,077,847.59	44.90%

Financial Review

Cash Position, Commitments, Reserves as of March 31, 2019

1) Cash On Hand:

a) Cash per Operating Fund Balance Sheet	\$1,287,902
b) Cash per Revenue Fund Balance Sheet	\$235,830
c) Cash per R & R Fund Balance Sheet	\$35,000
d) Cash per Debt Service Fund Balance Sheet	\$87,223
e) Cash per Development Fund Balance Sheet	\$310,133
Total Cash on Hand	<u>\$1,956,088</u>

2) Plus Grants Receivable	<u>\$152,340</u>
Total Cash and Grants Receivable	<u>\$2,108,428</u>

3) Less Restricted Cash

a) FDOT Advances	\$0
b) State Board LGIP B	\$0
Total Unrestricted Cash	<u>\$2,108,428</u>

4) Less Funds Committed for Operations

a) Operations Reserve	\$0
b) Renewal & Replacement Fund	\$35,000
c) Escrow Account	\$235,830
Total Funds Committed for Operations	<u>\$270,830</u>

5) Less Funds Committed for Projects

Projects		Funded
a) TIX Spaceport Launch Site Operators License	\$0	TCAA
b) COI RSA Construction	\$16,948	2015
c) COI North Area Security & Infrastructure	\$39,786	2015
d) COI Construct Eight (8) Box Hangars	\$291,933	2017
e) COI Runway 11-29 Settlement Rehabilitation	\$0	2019
f) TIX Design & Construction of Airfield Lighting	\$9,982	2019
g) TIX Demolition of Building 52	\$26,000	2018
h) X21 PAPIs	\$3,400	2019
i) COI PAPIs	\$3,400	2019
Total Committed Funds	<u>\$391,448</u>	

6) Total Uncommitted Cash	<u><u>\$1,446,150</u></u>
----------------------------------	---------------------------

Titusville-Cocoa Airport Authority
Balance Sheet
March 31, 2019

ASSETS

Cash		
Cash Operating	\$	173,816.02
Cash Savings		1,287,902.13
Cash - Payroll		3,039.31
Petty Cash		350.00
Petty Cash - Mini's		145.56
		<hr/>
Total Cash		1,465,253.02

Current Assets		
Prepaid Expenses		154,037.87
Insurance Payable		(1,551.73)
		<hr/>
Total Current Assets		152,486.14

Property and Equipment		
Land Improve. - X21		3,163,568.79
Land Improve. - TIX		11,265,450.01
Land Improve. - COI		1,678,821.00
Bldg. Improve. - X21		2,386,882.77
Bldg. Improve. - TIX		18,627,375.58
Bldg. Improve. - COI		6,230,575.94
Allow/Dep Bldg - X21		(1,422,766.02)
Allow/Dep Bldg - TIX		(4,906,998.31)
Allow/Dep Bldg - COI		(3,781,937.17)
Runway Lighting - X21		2,827,636.56
Runway Lighting - TIX		23,473,393.85
Runway Lighting - COI		5,504,853.19
Allow/Dep Land - X21		(22,766.22)
Allow/Dep Lighting - X21		(1,204,184.22)
Allow/Dep Land - TIX		(379,752.12)
Allow/Dep Lighting - TIX		(8,142,818.03)
Allow/Dep Land - COI		(74,498.38)
Allow/Dep Lighting - COI		(2,825,900.67)
Radio Equipment		546,107.42
Fire Equipment		13,607.95
Vehicles		1,160,131.41
Tools & Equip.		160,591.76
Tools & Equipment - X21		4,295.69
Tools & Equipment - COI		17,633.75
Furniture		37,258.02
Fixtures & Equip.		143,865.37
Fixtures & Equip. - X21		34,325.49
Furniture & Fix - COI		32,949.78
Other Assets		1,219,447.34
Heavy Equipment - TIX		330,296.95
Heavy Equipment - COI		37,986.48
Allow/Dep Radio Equip		(483,664.41)
Allow/Dep Fire Equip		(13,607.95)
Allow/Dep Vehicles		(790,449.12)
Allow/Dep Tools & Equip		(168,927.79)
Allow/Dep Furniture		(29,501.57)
Allow/Dep Fix & Equip		(139,599.17)
Allow/Dep Fix & Equip X21		(34,325.49)
Allow/Dep Fix & Equip COI		(32,949.78)
Allow/Dep Other Assets		(1,171,570.77)
Allow/Dep Heavy Equip		(368,283.43)
		<hr/>

Total Property and Equipment 52,902,554.48

Unaudited - For Management Purposes Only

Titusville-Cocoa Airport Authority
Balance Sheet
March 31, 2019

Other Assets

Total Other Assets		0.00
--------------------	--	------

Total Assets	\$	54,520,293.64
--------------	----	---------------

LIABILITIES AND CAPITAL

Current Liabilities

Accounts Payable	\$	(1,625.00)
Pension Costs - Unamortized		(575,904.00)
Due To From Debt		(355,989.01)
Due To From Revenue		(0.01)
Wages Payable		30,204.38
Fica W/H		5,860.49
Retirement Payable		(89.96)
Life Insurance		(587.76)
Payable Child Support		17.84
Long Term Disability		(205.94)
ICMA Loan		188.17
Group Health		38,702.49
Med Msa		(1,621.92)
Short Term Disability		(243.55)
Florida Retirement		2,606.47
Accrued Vacation & Sick		115,004.71
Post Employment Benefits		125,361.00
Retirement Payable		1,221,971.00
Deferred Inflows of Pension Ea		63,480.00
Transfer To Debt Service		(66,341.47)
Transfer To Development		439,180.83

Total Current Liabilities		1,039,968.76
---------------------------	--	--------------

Long-Term Liabilities

Barnett Bank Note 5		6,253.00
Suntrust		1,728,412.49

Total Long-Term Liabilities		1,734,665.49
-----------------------------	--	--------------

Total Liabilities		2,774,634.25
-------------------	--	--------------

Capital

Contributions Local Gov't		7,905,553.21
Contributions FAA		31,238,277.15
Contributions FDOT		25,035,378.99
Contributions DEP		80,853.00
Contributions GSA		7,404.00
Contributions FBO		5,760.00
Contributions Other		4,326,229.81
Retained Earnings		(17,165,285.70)
Net Income		311,488.93

Total Capital		51,745,659.39
---------------	--	---------------

Total Liabilities & Capital	\$	54,520,293.64
-----------------------------	----	---------------

Titusville-Cocoa Airport Authority
Income Statement
For the Six Months Ending March 31, 2019

	Current Month This Year	Current Month Last Year	Year to Date This Year	Year to Date Last Year
Revenues				
Ad Valorem	0.00	0.00	18.65	0.01
Ad Valorem - Pri	0.00	0.00	0.00	30.36
Misc. Income	2,214.62	3,718.26	7,903.31	8,362.47
Interest Income	0.51	6.43	10.32	45.08
From Revenue	238,928.68	172,532.43	1,381,634.55	1,215,064.63
Transfer From Re	(85.64)	0.00	(230.31)	(1,386.48)
Total Revenues	241,058.17	176,257.12	1,389,336.52	1,222,116.07
Cost of Sales				
Total Cost of Sale	0.00	0.00	0.00	0.00
Gross Profit	241,058.17	176,257.12	1,389,336.52	1,222,116.07
Expenses				
Executive Salarie	21,767.28	21,767.28	91,674.88	91,574.88
Salaries - G & A	18,098.30	19,660.46	86,834.14	91,015.71
Salaries - X21	3,440.00	2,743.00	15,559.39	16,934.39
Salaries - TIX	23,911.15	21,876.97	114,034.45	105,983.83
Salaries - COI	9,282.72	7,929.54	49,105.24	38,148.70
Salaries - Unalloc	(3,847.20)	17,208.80	31,881.11	35,013.80
Education	0.00	3,677.02	0.00	3,677.02
Employee Inv. &	0.00	0.00	715.00	55.00
Payroll Taxes - G	3,779.21	3,853.73	16,947.04	17,344.33
Payroll Taxes - X	263.16	248.09	950.39	1,123.89
Payroll Taxes - TI	1,150.80	1,174.27	5,671.93	5,564.14
Payroll Taxes - C	294.31	630.93	1,757.35	1,605.25
Payroll Taxes - U	(169.91)	902.12	730.45	62.29
FL Retirement -	6,844.18	5,517.37	34,997.26	37,281.72
FL Retirement -	284.14	222.49	1,390.17	1,436.39
FL Retirement - T	1,592.51	1,169.97	7,386.85	7,106.09
FL Retirement -	317.78	231.60	2,178.49	1,794.25
FL Retirement -	346.31	674.31	5,238.97	2,378.38
Group Insurance -	9,703.06	7,878.32	37,979.66	23,554.28
Group Insurance -	13,311.93	21,029.67	51,828.72	54,310.98
Workman's Comp	4,895.00	0.00	13,369.00	5,956.50
Prof. Service - Le	16,280.27	783.70	25,095.95	12,819.82
Prof. Serv. Gen C	500.00	0.00	500.00	0.00
Prof. Serv.-Other	3,412.98	497.33	4,072.98	927.93
Prof Serv - Tech	0.00	0.00	585.00	3,531.40
Accounting & Au	10,441.06	5,496.66	26,402.79	24,312.30
Travel - G & A	0.00	371.36	365.00	371.36
Travel - Training	0.00	46.00	180.86	677.84
Telephone	3,814.64	0.00	14,390.29	677.69
Telephone - X21	202.71	49.14	202.71	206.74
Telephone - TIX	470.27	577.92	849.15	2,358.48
Telephone - COI	547.14	563.23	767.56	2,755.34
Cellular Phones	929.55	931.10	3,397.15	2,939.57
Cable Service	192.62	121.06	817.94	720.36
Internet Fees	116.56	1,460.64	349.68	7,093.75
Freight & Postage	0.00	0.00	1,226.15	0.00
Express Mail	120.81	0.00	256.85	83.54
Electricity - X21	656.57	623.12	3,357.64	4,008.18
Electricity - TIX	4,994.27	4,597.38	18,769.82	27,755.59

For Management Purposes Only

Titusville-Cocoa Airport Authority
Income Statement
For the Six Months Ending March 31, 2019

	Current Month	Current Month	Year to Date	Year to Date
	This Year	Last Year	This Year	Last Year
Electricity - COI	4,369.60	4,444.02	10,774.02	15,293.54
Electricity - Unall	0.00	0.00	13,736.65	0.00
Water - X21	1,136.22	778.82	2,043.21	2,349.66
Water - TIX	1,501.31	1,502.95	5,759.65	4,553.89
Water - COI	335.01	386.71	1,096.67	1,379.22
Solid Waste - X2	13,509.58	0.00	13,509.58	8,071.58
Solid Waste - TI	6,827.17	0.00	4,841.99	12,393.89
Solid Waste - CO	3,467.15	0.00	3,467.15	3,524.11
Rentals & Leases	0.00	0.00	861.24	0.00
Rentals & Leases	236.74	179.40	758.10	1,072.32
Copy Machine Re	233.86	178.11	753.88	683.38
Postage Machine	138.00	149.75	138.00	1,459.05
Phone System Re	102.71	102.71	616.26	616.26
Airport Liability	0.00	0.00	0.00	2,038.50
Vehicle Insurance	0.00	0.00	0.00	4,355.75
Property Ins - Un	(1,516.00)	0.00	105,971.00	37,788.75
Employee Bond	67,059.00	0.00	134,414.00	0.00
Officers Liability	0.00	0.00	5,568.00	0.00
Fuel Tank Ins. - C	0.00	0.00	0.00	1,002.00
R & M - Office E	0.00	0.00	118.00	0.00
R & M - X21	0.00	0.00	2,822.85	14.16
R & M - TIX	3,493.60	756.21	4,951.28	4,649.41
R & M - COI	0.00	0.00	2,418.55	2,176.87
R & M - Unalloca	0.00	3,578.22	5,691.86	6,828.95
R & M Service -	0.00	0.00	256.00	512.00
R & M Service -	0.00	0.00	0.00	75.00
R & M Service -	798.85	493.50	1,054.85	1,173.35
R & M Service -	100.00	100.00	805.00	2,426.41
R & M - Equip. -	938.79	790.18	5,390.03	852.87
R & M - Equip. -	447.07	42,694.26	5,630.72	46,386.22
R & M - Equip. -	18.00	0.00	3,433.47	338.29
R & M - Equip. -	687.65	0.00	1,120.34	1,266.43
R & M - Bldgs. -	0.00	200.00	857.30	655.00
R & M - Bldgs. -	107.63	0.00	385.78	416.75
R & M - Bldgs. -	3,795.52	13,197.74	9,224.40	24,885.44
R & M - Bldgs. -	5,310.38	149.85	5,850.06	7,039.97
R & M - Bldgs. -	0.00	407.80	2,219.80	3,408.07
R & M - Autos -	68.00	0.00	577.47	0.00
R & M - Autos -	82.49	0.00	415.49	43.70
R & M - Autos -	494.73	122.18	2,162.25	559.77
R & M - Autos -	0.00	0.00	3,421.61	350.99
R & M - Autos -	169.65	0.00	519.58	623.78
T-Hangar Mainte	0.00	0.00	91.00	0.00
T-Hangar Mainte	9,707.58	0.00	9,797.57	0.00
T-Hangar Mainte	1,889.84	0.00	1,889.84	147.00
Promotional Ads	118.88	0.00	349.05	206.63
Marketing - G &	300.00	0.00	1,659.79	630.50
Other Charges - L	0.00	206.63	0.00	2,793.43
Other - R.E Taxes	0.00	0.00	130.00	0.00
Office Supplies	1,149.95	1,122.20	4,264.95	4,613.50
Printing & Bindin	0.00	0.00	0.00	(68.11)
Uniforms - Unall	0.00	785.25	2,784.52	3,099.59
Fuel - G & A	4,413.41	0.00	5,023.02	0.00
Fuel - X21	0.00	0.00	537.00	1,364.05
Fuel - TIX	0.00	0.00	0.00	44.99
Fuel - Unallocate	0.00	4,576.95	7,357.74	14,938.47
Cleaning - G &	1,020.00	510.00	3,060.00	3,570.00
Computer Equip	36.99	0.00	1,794.57	692.58

For Management Purposes Only

Titusville-Cocoa Airport Authority
Income Statement
For the Six Months Ending March 31, 2019

	Current Month This Year	Current Month Last Year	Year to Date This Year	Year to Date Last Year
Dues & Members	1,500.00	1,500.00	3,279.44	3,041.39
Dues & Members	<u>375.00</u>	<u>375.00</u>	<u>375.00</u>	<u>375.00</u>
Total Expenses	<u>292,368.54</u>	<u>233,803.02</u>	<u>1,077,847.59</u>	<u>869,876.06</u>
Net Income	\$ <u>(51,310.37)</u>	\$ <u>(57,545.90)</u>	\$ <u>311,488.93</u>	\$ <u>352,240.01</u>

Titusville-Cocoa Airport Authority

General Ledger

For the Period From Mar 1, 2019 to Mar 31, 2019

Filter Criteria includes: Report order is by ID. Report is printed with shortened descriptions and in Detail Format.

Account ID Account Description	Date	Reference	Jrnl	Trans Description	Debit Amt	Credit Amt	Balance
101000	3/1/19			Beginning Balance			274,497.03
Cash Operating	3/1/19	37424	CDJ	A T & T		475.95	
	3/1/19	37425	CDJ	AT&T Mobility		446.49	
	3/1/19	37426	CDJ	Board Of Co. Com		11,496.81	
	3/1/19	37427	CDJ	Brevard County Ta		23,645.81	
	3/1/19	37428	CDJ	Bright House Netw		58.28	
	3/1/19	37429	CDJ	Brown & Brown Ins		67,059.00	
	3/1/19	37430	CDJ	CHLIC		686.67	
	3/1/19	37431	CDJ	City Of Cocoa		164.72	
	3/1/19	37432	CDJ	City Of Titusville		1,438.28	
	3/1/19	37433	CDJ	Davis Vision, Inc.		95.02	
	3/1/19	37434	CDJ	Dish		66.54	
	3/1/19	37435	CDJ	Economic Develop		1,500.00	
	3/1/19	37436	CDJ	Faster Than Sound		510.00	
	3/1/19	37437	CDJ	Florida Power & Li		2,883.83	
	3/1/19	37438	CDJ	Graphic Press		219.00	
	3/1/19	37439	CDJ	Gray Robinson Att		3,268.00	
	3/1/19	37440	CDJ	ICMA Retirement T		1,100.00	
	3/1/19	37441	CDJ	Infrastructure Cons		1,400.00	
	3/1/19	37442	CDJ	Lacey's Lock Servi		382.80	
	3/1/19	37443	CDJ	Marie's Coffee Ser		78.75	
	3/1/19	37444	CDJ	Moore's Tire Outlet		102.00	
	3/1/19	37445	CDJ	Preaux, LLC		250.00	
	3/1/19	37446	CDJ	R. E. Michel Comp		96.24	
	3/1/19	37447	CDJ	Standard Insuranc		612.60	
	3/1/19	37448	CDJ	Staples		236.01	
	3/1/19	37449	CDJ	Waste Manageme		236.74	
	3/1/19	37450	CDJ	Watkins Fuel Oil		2,328.87	
	3/1/19	37451	CDJ	Windstream Comm		1,667.21	
	3/1/19	37452	CDJ	David Blackburn		41.39	
	3/1/19	37453	CDJ	Nelson Hall		200.00	
	3/1/19	37454	CDJ	Paul McClaren		200.00	
	3/1/19	37455	CDJ	John O'Farrell		200.00	
	3/1/19	37456	CDJ	Joseph Priolo		346.83	
	3/1/19	37457	CDJ	Patricia Wall		41.39	
	3/1/19	37458	CDJ	Phil Jones		243.90	
	3/1/19	37459	CDJ	David Webb		150.88	
	3/12/19	35927V	CDJ	Amanda Motty	44.05		
	3/13/19	37427V	CDJ	Brevard County Ta	23,645.81		
	3/15/19	37460	CDJ	Ace Hardware		32.99	
	3/15/19	37461	CDJ	Advantage Consult		500.00	
	3/15/19	37462	CDJ	A T & T		744.15	
	3/15/19	37463	CDJ	BR90-Bennett Auto		65.98	
	3/15/19	37464	CDJ	Brevard County Ta		23,803.90	
	3/15/19	37465	CDJ	Brevard County Util		100.00	
	3/15/19	37466	CDJ	C & D Construction		11,517.00	
	3/15/19	37467	CDJ	CHLIC		653.95	
	3/15/19	37468	CDJ	City Electric Supply		1,667.28	
	3/15/19	37469	CDJ	Davies, Houser, Se		10,000.00	
	3/15/19	37470	CDJ	Davis Vision, Inc.		82.48	
	3/15/19	37471	CDJ	D & E Pump		8.77	
	3/15/19	37472	CDJ	Dish		59.54	
	3/15/19	37473	CDJ	East Coast Fence		30.00	
	3/15/19	37474	CDJ	Energywise A/C		5,110.00	
	3/15/19	37475	CDJ	Express Signs		640.00	
	3/15/19	37476	CDJ	Faster Than Sound		510.00	
	3/15/19	37477	CDJ	Federal Express		120.81	
	3/15/19	37478	CDJ	Florida Alarm Com		18.00	
	3/15/19	37479	CDJ	Florida Door Contr		687.65	
	3/15/19	37480	CDJ	Florida Power & Li		2,079.26	
	3/15/19	37481	CDJ	Florida Today #126		118.88	
	3/15/19	37482	CDJ	Graphic Press		110.00	

**Titusville-Cocoa Airport Authority
General Ledger**

For the Period From Mar 1, 2019 to Mar 31, 2019

Filter Criteria includes: Report order is by ID. Report is printed with shortened descriptions and in Detail Format.

Account ID Account Description	Date	Reference	Jrnl	Trans Description	Debit Amt	Credit Amt	Balance
	3/15/19	37483	CDJ	Gray Robinson Att		7,674.27	
	3/15/19	37484	CDJ	Home Depot Credit		119.79	
	3/15/19	37485	CDJ	Konica Minolta Bus		233.86	
	3/15/19	37486	CDJ	Lacey's Lock Servi		55.50	
	3/15/19	37487	CDJ	Logical Decisions L		2,622.00	
	3/15/19	37488	CDJ	Lowes		447.54	
	3/15/19	37489	CDJ	MITEL Leasing		102.71	
	3/15/19	37490	CDJ	Preferred Governm		4,895.00	
	3/15/19	37491	CDJ	Safety-Kleen		798.85	
	3/15/19	37492	CDJ	S.F. Travis Co.		25.38	
	3/15/19	37493	CDJ	Watkins Fuel Oil		2,084.54	
	3/15/19	37494	CDJ	Watson Truck & Au		17.75	
	3/15/19	37495	CDJ	David Beers		50.00	
	3/15/19	37496	CDJ	Dan Crutcher		116.40	
	3/15/19	37497	CDJ	Michael Gillam		111.46	
	3/15/19	37498	CDJ	Amanda Motty		44.05	
	3/15/19	37500	CDJ	ICMA Retirement T		1,100.00	
	3/29/19	37501	CDJ	A T & T		475.97	
	3/29/19	37502	CDJ	Board Of Co. Com		11,182.84	
	3/29/19	37503	CDJ	Bright House Netw		58.28	
	3/29/19	37504	CDJ	CHLIC		345.26	
	3/29/19	37505	CDJ	City Of Cocoa		170.29	
	3/29/19	37506	CDJ	City Of Titusville		1,199.25	
	3/29/19	37507	CDJ	Cocoa Beach Area		375.00	
	3/29/19	37508	CDJ	Davis Vision, Inc.		49.08	
	3/29/19	37509	CDJ	Dish		66.54	
	3/29/19	37510	CDJ	Dixon Electric East		585.00	
	3/29/19	37511	CDJ	Florida Power & Li		2,411.38	
	3/29/19	37512	CDJ	Florida Power & Li		2,645.97	
	3/29/19	37513	CDJ	Gray Robinson Att		5,338.00	
	3/29/19	37514	CDJ	ICMA Retirement T		1,100.00	
	3/29/19	37515	CDJ	Lowes		67.85	
	3/29/19	37516	CDJ	Michael Baker Inter		13,682.69	
	3/29/19	37517	CDJ	Michael Baker Inter		35,658.52	
	3/29/19	37518	CDJ	Mr. Submarine & S		300.00	
	3/29/19	37519	CDJ	Pitney Bowes Glob		138.00	
	3/29/19	37520	CDJ	Preaux, LLC		650.00	
	3/29/19	37521	CDJ	Sherwin Williams		411.73	
	3/29/19	37522	CDJ	Standard Insuranc		612.60	
	3/29/19	37523	CDJ	Staples		446.20	
	3/29/19	37524	CDJ	Windstream Comm		1,671.48	
	3/29/19	37526	CDJ	AT&T Mobility		483.06	
	3/29/19	37527	CDJ	Phil Jones		1,648.10	
	3/29/19	37528	CDJ	Edward Bexfield		606.85	
	3/29/19	37529	CDJ	David Webb		763.25	
	3/31/19	EOM	GEN	Deposit	199,612.42		
	3/31/19	EOM	GEN	FICA		12,290.54	
	3/31/19	EOM	GEN	Paychex		441.06	
	3/31/19	EOM	GEN	FRS		11,354.94	
	3/31/19	EOM	GEN	Sales Tax		13,664.01	
				Current Period Cha	223,302.28	323,983.29	-100,681.01
	3/31/19			Ending Balance			173,816.02
101200 Cash Savings	3/1/19			Beginning Balance			1,215,289.76
	3/31/19	EOM	GEN	Misc Deposits	4,417.43		
	3/31/19	EOM	GEN	Print Deposit Slips/		143.06	
	3/31/19	EOM	GEN	Transfer AP		234,307.86	
	3/31/19	EOM	GEN	Sales Tax	13,664.01		
	3/31/19	EOM	GEN	Budget Transfer	238,715.47		
	3/31/19	EOM	GEN	M/C		1,696.66	
	3/31/19	EOM	GEN	Repay Op	51,963.04		
				Current Period Cha	308,759.95	236,147.58	72,612.37

**Titusville-Cocoa Airport Authority
General Ledger**

For the Period From Mar 1, 2019 to Mar 31, 2019

Filter Criteria includes: Report order is by ID. Report is printed with shortened descriptions and in Detail Format.

Account ID Account Description	Date	Reference	Jrnl	Trans Description	Debit Amt	Credit Amt	Balance
	3/31/19			Ending Balance			1,287,902.13
101400 Cash - Payroll	3/1/19			Beginning Balance			19,472.66
	3/1/19	Payroll 030	GEN	Payroll 030119		993.30	
	3/15/19	Payroll 031	GEN	Payroll 031519		2,043.03	
	3/31/19	Payroll 033	GEN	Payroll 033119		993.28	
	3/31/19	EOM	GEN	DD		47,099.18	
	3/31/19	EOM	GEN	Deposit	34,695.44		
				Current Period Cha	34,695.44	51,128.79	-16,433.35
	3/31/19			Ending Balance			3,039.31
101600 Accounts Payable	3/1/19			Beginning Balance			1,625.00
	3/31/19			Ending Balance			1,625.00
102000 Petty Cash	3/1/19			Beginning Balance			350.00
	3/31/19			Ending Balance			350.00
10300 Petty Cash - Mini's	3/1/19			Beginning Balance			145.56
	3/31/19			Ending Balance			145.56
155000 Prepaid Expenses	3/1/19			Beginning Balance			154,037.87
	3/31/19			Ending Balance			154,037.87
157000 Insurance Payable	3/1/19			Beginning Balance			-1,154.68
	3/1/19	Payroll 030	GEN	Payroll 030119		132.35	
	3/15/19	Payroll 031	GEN	Payroll 031519		132.35	
	3/31/19	Payroll 033	GEN	Payroll 033119		132.35	
				Current Period Cha		397.05	-397.05
	3/31/19			Ending Balance			-1,551.73
161200 Land Improve. - X21	3/1/19			Beginning Balance			3,163,568.79
	3/31/19			Ending Balance			3,163,568.79
161300 Land Improve. - TIX	3/1/19			Beginning Balance			11,265,450.0
	3/31/19			Ending Balance			11,265,450.0
161400 Land Improve. - COI	3/1/19			Beginning Balance			1,678,821.00
	3/31/19			Ending Balance			1,678,821.00
162200 Bldg. Improve. - X21	3/1/19			Beginning Balance			2,386,882.77
	3/31/19			Ending Balance			2,386,882.77
162300	3/1/19			Beginning Balance			18,627,375.5

**Titusville-Cocoa Airport Authority
General Ledger**

For the Period From Mar 1, 2019 to Mar 31, 2019

Filter Criteria includes: Report order is by ID. Report is printed with shortened descriptions and in Detail Format.

Account ID Account Description	Date	Reference	Jrnl	Trans Description	Debit Amt	Credit Amt	Balance
Bldg. Improve. - TIX	3/31/19			Ending Balance			18,627,375.5
162400 Bldg. Improve. - COI	3/1/19			Beginning Balance			6,230,575.94
	3/31/19			Ending Balance			6,230,575.94
163200 Allow/Dep Bldg - X21	3/1/19			Beginning Balance			-1,422,766.02
	3/31/19			Ending Balance			-1,422,766.02
163300 Allow/Dep Bldg - TIX	3/1/19			Beginning Balance			-4,906,998.31
	3/31/19			Ending Balance			-4,906,998.31
163400 Allow/Dep Bldg - COI	3/1/19			Beginning Balance			-3,781,937.17
	3/31/19			Ending Balance			-3,781,937.17
164200 Runway Lighting - X2	3/1/19			Beginning Balance			2,827,636.56
	3/31/19			Ending Balance			2,827,636.56
164300 Runway Lighting - TIX	3/1/19			Beginning Balance			23,473,393.8
	3/31/19			Ending Balance			23,473,393.8
164400 Runway Lighting - CO	3/1/19			Beginning Balance			5,504,853.19
	3/31/19			Ending Balance			5,504,853.19
165200 Allow/Dep Land - X21	3/1/19			Beginning Balance			-22,766.22
	3/31/19			Ending Balance			-22,766.22
165210 Allow/Dep Lighting - X	3/1/19			Beginning Balance			-1,204,184.22
	3/31/19			Ending Balance			-1,204,184.22
165300 Allow/Dep Land - TIX	3/1/19			Beginning Balance			-379,752.12
	3/31/19			Ending Balance			-379,752.12
165320 Allow/Dep Lighting - T	3/1/19			Beginning Balance			-8,142,818.03
	3/31/19			Ending Balance			-8,142,818.03
165400 Allow/Dep Land - COI	3/1/19			Beginning Balance			-74,498.38

**Titusville-Cocoa Airport Authority
General Ledger**

For the Period From Mar 1, 2019 to Mar 31, 2019

Filter Criteria includes: Report order is by ID. Report is printed with shortened descriptions and in Detail Format.

Account ID Account Description	Date	Reference	Jrnl	Trans Description	Debit Amt	Credit Amt	Balance
	3/31/19			Ending Balance			-74,498.38
165420 Allow/Dep Lighting - C	3/1/19			Beginning Balance			-2,825,900.67
	3/31/19			Ending Balance			-2,825,900.67
166000 Radio Equipment	3/1/19			Beginning Balance			546,107.42
	3/31/19			Ending Balance			546,107.42
166100 Fire Equipment	3/1/19			Beginning Balance			13,607.95
	3/31/19			Ending Balance			13,607.95
166200 Vehicles	3/1/19			Beginning Balance			1,160,131.41
	3/31/19			Ending Balance			1,160,131.41
166300 Tools & Equip.	3/1/19			Beginning Balance			160,591.76
	3/31/19			Ending Balance			160,591.76
166350 Tools & Equipment - X	3/1/19			Beginning Balance			4,295.69
	3/31/19			Ending Balance			4,295.69
166375 Tools & Equipment -	3/1/19			Beginning Balance			17,633.75
	3/31/19			Ending Balance			17,633.75
166400 Furniture	3/1/19			Beginning Balance			37,258.02
	3/31/19			Ending Balance			37,258.02
166500 Fixtures & Equip.	3/1/19			Beginning Balance			143,865.37
	3/31/19			Ending Balance			143,865.37
166602 Fixtures & Equip. - X2	3/1/19			Beginning Balance			34,325.49
	3/31/19			Ending Balance			34,325.49
166604 Furniture & Fix - COI	3/1/19			Beginning Balance			32,949.78
	3/31/19			Ending Balance			32,949.78
166800 Other Assets	3/1/19			Beginning Balance			1,219,447.34
	3/31/19			Ending Balance			1,219,447.34

**Titusville-Cocoa Airport Authority
General Ledger**

For the Period From Mar 1, 2019 to Mar 31, 2019

Filter Criteria includes: Report order is by ID. Report is printed with shortened descriptions and in Detail Format.

Account ID Account Description	Date	Reference	Jrnl	Trans Description	Debit Amt	Credit Amt	Balance
166903 Heavy Equipment - TI	3/1/19			Beginning Balance			330,296.95
	3/31/19			Ending Balance			330,296.95
166904 Heavy Equipment - C	3/1/19			Beginning Balance			37,986.48
	3/31/19			Ending Balance			37,986.48
167000 Allow/Dep Radio Equi	3/1/19			Beginning Balance			-483,664.41
	3/31/19			Ending Balance			-483,664.41
167100 Allow/Dep Fire Equip	3/1/19			Beginning Balance			-13,607.95
	3/31/19			Ending Balance			-13,607.95
167200 Allow/Dep Vehicles	3/1/19			Beginning Balance			-790,449.12
	3/31/19			Ending Balance			-790,449.12
167300 Allow/Dep Tools & Eq	3/1/19			Beginning Balance			-168,927.79
	3/31/19			Ending Balance			-168,927.79
167400 Allow/Dep Furniture	3/1/19			Beginning Balance			-29,501.57
	3/31/19			Ending Balance			-29,501.57
167500 Allow/Dep Fix & Equip	3/1/19			Beginning Balance			-139,599.17
	3/31/19			Ending Balance			-139,599.17
167602 Allow/Dep Fix & Equip	3/1/19			Beginning Balance			-34,325.49
	3/31/19			Ending Balance			-34,325.49
167604 Allow/Dep Fix & Equip	3/1/19			Beginning Balance			-32,949.78
	3/31/19			Ending Balance			-32,949.78
167800 Allow/Dep Other Asse	3/1/19			Beginning Balance			-1,171,570.77
	3/31/19			Ending Balance			-1,171,570.77
167903 Allow/Dep Heavy Equi	3/1/19			Beginning Balance			-368,283.43
	3/31/19			Ending Balance			-368,283.43

**Titusville-Cocoa Airport Authority
General Ledger**

For the Period From Mar 1, 2019 to Mar 31, 2019

Filter Criteria includes: Report order is by ID. Report is printed with shortened descriptions and in Detail Format.

Account ID Account Description	Date	Reference	Jrnl	Trans Description	Debit Amt	Credit Amt	Balance
199000 Pension Costs - Una	3/1/19			Beginning Balance			575,904.00
	3/31/19			Ending Balance			575,904.00
207100 Due To From Develop	3/1/19			Beginning Balance			
	3/1/19	37441	CDJ	Infrastructure Cons	1,400.00		
	3/29/19	37516	CDJ	Michael Baker Inter	13,682.69		
	3/29/19	37517	CDJ	Michael Baker Inter	35,658.52		
	3/31/19	EOM	GEN	Repay Op - Develo		50,741.21	
				Current Period Cha	50,741.21	50,741.21	
	3/31/19			Ending Balance			
207200 Due To From Debt	3/1/19			Beginning Balance			355,989.01
	3/31/19			Ending Balance			355,989.01
207300 Due To From Revenue	3/1/19			Beginning Balance			0.01
	3/1/19	37452	CDJ	David Blackburn -	25.00		
	3/1/19	37453	CDJ	Nelson Hall - Refu	200.00		
	3/1/19	37454	CDJ	Paul McClaren - R	200.00		
	3/1/19	37455	CDJ	John O'Farrell - Re	200.00		
	3/1/19	37456	CDJ	Joseph Priolo - Ref	346.83		
	3/1/19	37457	CDJ	Patricia Wall - Refu	25.00		
	3/12/19	35927V	CDJ	Amanda Motty - De		44.05	
	3/15/19	37495	CDJ	David Beers - Refu	50.00		
	3/15/19	37496	CDJ	Dan Crutcher - Ref	50.00		
	3/15/19	37496	CDJ	Dan Crutcher - Ref	50.00		
	3/15/19	37497	CDJ	Michael Gillam - R	25.00		
	3/15/19	37497	CDJ	Michael Gillam - R	50.00		
	3/15/19	37498	CDJ	Amanda Motty - Re	44.05		
	3/31/19	EOM	GEN	Repay Op - Reven		1,221.83	
				Current Period Cha	1,265.88	1,265.88	
	3/31/19			Ending Balance			0.01
216000 Wages Payable	3/1/19			Beginning Balance			-30,204.38
	3/31/19			Ending Balance			-30,204.38
218000 Fica W/H	3/1/19			Beginning Balance			-4.01
	3/1/19	Payroll 030	GEN	Payroll 030119		1,717.07	
	3/1/19	Payroll 030	GEN	Payroll 030119		1,711.11	
	3/15/19	Payroll 031	GEN	Payroll 031519		1,850.41	
	3/15/19	Payroll 031	GEN	Payroll 031519		1,850.42	
	3/31/19	Payroll 033	GEN	Payroll 033119		1,756.08	
	3/31/19	Payroll 033	GEN	Payroll 033119		1,756.09	
	3/31/19	EOM	GEN	FICA W/H	4,784.70		
				Current Period Cha	4,784.70	10,641.18	
	3/31/19			Ending Balance			-5,856.48
							-5,860.49
218100 Federal W/H	3/1/19			Beginning Balance			
	3/1/19	Payroll 030	GEN	Payroll 030119		2,428.30	
	3/15/19	Payroll 031	GEN	Payroll 031519		2,590.09	
	3/31/19	Payroll 033	GEN	Payroll 033119		2,487.45	
	3/31/19	EOM	GEN	Federal W/H	7,505.84		
				Current Period Cha	7,505.84	7,505.84	

4/12/19 at 12:42:14.68

Titusville-Cocoa Airport Authority
General Ledger
For the Period From Mar 1, 2019 to Mar 31, 2019

Filter Criteria includes: Report order is by ID. Report is printed with shortened descriptions and in Detail Format.

Account ID Account Description	Date	Reference	Jrnl	Trans Description	Debit Amt	Credit Amt	Balance
	3/31/19			Ending Balance			
218200 Retirement Payable	3/1/19			Beginning Balance			89.96
	3/1/19	37440	CDJ	ICMA Retirement T	1,100.00		
	3/1/19	Payroll 030	GEN	Payroll 030119		1,100.00	
	3/15/19	37500	CDJ	ICMA Retirement T	1,100.00		
	3/15/19	Payroll 031	GEN	Payroll 031519		1,100.00	
	3/29/19	37514	CDJ	ICMA Retirement T	1,100.00		
	3/31/19	Payroll 033	GEN	Payroll 033119		1,100.00	
				Current Period Cha	3,300.00	3,300.00	
	3/31/19			Ending Balance			89.96
218300 Due To Credit Union	3/1/19			Beginning Balance		15,440.05	
	3/1/19	Payroll 030	GEN	Payroll 030119		15,822.96	
	3/15/19	Payroll 031	GEN	Payroll 031519		15,836.17	
	3/31/19	Payroll 033	GEN	Payroll 033119			
	3/31/19	EOM	GEN	DD	47,099.18		
				Current Period Cha	47,099.18	47,099.18	
	3/31/19			Ending Balance			
218500 Life Insurance	3/1/19			Beginning Balance			-11.51
	3/1/19	37447	CDJ	Standard Insuranc	428.05		
	3/1/19	Payroll 030	GEN	Payroll 030119		85.61	
	3/15/19	Payroll 031	GEN	Payroll 031519		85.61	
	3/29/19	37522	CDJ	Standard Insuranc	428.05		
	3/31/19	Payroll 033	GEN	Payroll 033119		85.61	
				Current Period Cha	856.10	256.83	
	3/31/19			Ending Balance			599.27
							587.76
218600 Payable Child Support	3/1/19			Beginning Balance			-17.84
	3/31/19			Ending Balance			-17.84
218700 Long Term Disability	3/1/19			Beginning Balance			23.31
	3/1/19	37447	CDJ	Standard Insuranc	134.17		
	3/1/19	Payroll 030	GEN	Payroll 030119		28.57	
	3/15/19	Payroll 031	GEN	Payroll 031519		28.57	
	3/29/19	37522	CDJ	Standard Insuranc	134.17		
	3/31/19	Payroll 033	GEN	Payroll 033119		28.57	
				Current Period Cha	268.34	85.71	
	3/31/19			Ending Balance			182.63
							205.94
219000 ICMA Loan	3/1/19			Beginning Balance			-188.17
	3/31/19			Ending Balance			-188.17
219100 Group Health	3/1/19			Beginning Balance			-36,652.92
	3/1/19	Payroll 030	GEN	Payroll 030119		683.19	
	3/15/19	Payroll 031	GEN	Payroll 031519		683.19	
	3/31/19	Payroll 033	GEN	Payroll 033119		683.19	
				Current Period Cha		2,049.57	
	3/31/19			Ending Balance			-2,049.57
							-38,702.49
219200	3/1/19			Beginning Balance			991.14

**Titusville-Cocoa Airport Authority
General Ledger**

For the Period From Mar 1, 2019 to Mar 31, 2019

Filter Criteria includes: Report order is by ID. Report is printed with shortened descriptions and in Detail Format.

Account ID Account Description	Date	Reference	Jrnl	Trans Description	Debit Amt	Credit Amt	Balance
Med Msa	3/1/19	37426	CDJ	Board Of Co. Com	946.15		
	3/1/19	Payroll 030	GEN	Payroll 030119		315.38	
	3/15/19	Payroll 031	GEN	Payroll 031519		315.38	
	3/29/19	37502	CDJ	Board Of Co. Com	630.77		
	3/31/19	Payroll 033	GEN	Payroll 033119		315.38	
				Current Period Cha	1,576.92	946.14	630.78
	3/31/19			Ending Balance			1,621.92
219300	3/1/19			Beginning Balance			161.57
Short Term Disability	3/1/19	37447	CDJ	Standard Insuranc	50.38		
	3/1/19	Payroll 030	GEN	Payroll 030119		6.26	
	3/15/19	Payroll 031	GEN	Payroll 031519		6.26	
	3/29/19	37522	CDJ	Standard Insuranc	50.38		
	3/31/19	Payroll 033	GEN	Payroll 033119		6.26	
				Current Period Cha	100.76	18.78	81.98
	3/31/19			Ending Balance			243.55
219400	3/1/19			Beginning Balance			-2,606.53
Florida Retirement	3/1/19	Payroll 030	GEN	Payroll 030119		646.63	
	3/15/19	Payroll 031	GEN	Payroll 031519		661.41	
	3/31/19	Payroll 033	GEN	Payroll 033119		661.92	
	3/31/19	EOM	GEN	EE Contribution	1,970.02		
				Current Period Cha	1,970.02	1,969.96	0.06
	3/31/19			Ending Balance			-2,606.47
225000	3/1/19			Beginning Balance			-115,004.71
Accrued Vacation & Si	3/31/19			Ending Balance			-115,004.71
225500	3/1/19			Beginning Balance			-125,361.00
Post Employment Ben	3/31/19			Ending Balance			-125,361.00
226000	3/1/19			Beginning Balance			-1,221,971.00
Retirement Payable	3/31/19			Ending Balance			-1,221,971.00
233600	3/1/19			Beginning Balance			-6,253.00
Barnett Bank Note 5	3/31/19			Ending Balance			-6,253.00
233800	3/1/19			Beginning Balance			-1,728,412.49
Suntrust	3/31/19			Ending Balance			-1,728,412.49
252000	3/1/19			Beginning Balance			-7,905,553.21
Contributions Local G	3/31/19			Ending Balance			-7,905,553.21
252200	3/1/19			Beginning Balance			-31,238,277.1
Contributions FAA	3/31/19			Ending Balance			-31,238,277.1

**Titusville-Cocoa Airport Authority
General Ledger**

For the Period From Mar 1, 2019 to Mar 31, 2019

Filter Criteria includes: Report order is by ID. Report is printed with shortened descriptions and in Detail Format.

Account ID Account Description	Date	Reference	Jrnl	Trans Description	Debit Amt	Credit Amt	Balance
252400 Contributions FDOT	3/1/19			Beginning Balance			-25,035,378.9
	3/31/19			Ending Balance			-25,035,378.9
252600 Contributions DEP	3/1/19			Beginning Balance			-80,853.00
	3/31/19			Ending Balance			-80,853.00
252800 Contributions GSA	3/1/19			Beginning Balance			-7,404.00
	3/31/19			Ending Balance			-7,404.00
253000 Contributions FBO	3/1/19			Beginning Balance			-5,760.00
	3/31/19			Ending Balance			-5,760.00
253200 Contributions Other	3/1/19			Beginning Balance			-4,326,229.81
	3/31/19			Ending Balance			-4,326,229.81
272000 Retained Earnings	3/1/19			Beginning Balance			17,165,285.7
	3/31/19			Ending Balance			17,165,285.7
299000 Deferred Inflows of Pe	3/1/19			Beginning Balance			-63,480.00
	3/31/19			Ending Balance			-63,480.00
311100 Ad Valorem	3/1/19			Beginning Balance			-18.65
	3/31/19			Ending Balance			-18.65
360000 Misc. Income	3/1/19			Beginning Balance			-5,688.69
	3/31/19	EOM	GEN	Misc Deposit - Astr		1,830.00	
	3/31/19	EOM	GEN	Misc Deposit - Dep		384.62	
	3/31/19			Current Period Cha		2,214.62	
				Ending Balance			-7,903.31
361000 Interest Income	3/1/19			Beginning Balance			-9.81
	3/31/19	EOM	GEN	Misc Deposit - Inter		0.51	
	3/31/19			Current Period Cha		0.51	
				Ending Balance			-10.32
381000 From Revenue	3/1/19			Beginning Balance			-1,142,705.87
	3/31/19	EOM	GEN	Budget Transfer	238,715.47		
	3/31/19	EOM	GEN	Temp Rentals	213.21		
	3/31/19			Current Period Cha	238,928.68		
				Ending Balance			-1,381,634.55
381100	3/1/19			Beginning Balance			144.67

**Titusville-Cocoa Airport Authority
General Ledger**

For the Period From Mar 1, 2019 to Mar 31, 2019

Filter Criteria includes: Report order is by ID. Report is printed with shortened descriptions and in Detail Format.

Account ID Account Description	Date	Reference	Jrnl	Trans Description	Debit Amt	Credit Amt	Balance
Transfer From Reven	3/1/19	37452	CDJ	David Blackburn -	16.39		
	3/1/19	37457	CDJ	Patricia Wall - Refu	16.39		
	3/15/19	37496	CDJ	Dan Crutcher - Ref	8.20		
	3/15/19	37496	CDJ	Dan Crutcher - Ref	8.20		
	3/15/19	37497	CDJ	Michael Gillam - R	13.52		
	3/15/19	37497	CDJ	Michael Gillam - R	22.94		
				Current Period Cha	85.64		85.64
	3/31/19			Ending Balance			230.31
481400	3/1/19			Beginning Balance			66,341.47
Transfer To Debt Serv	3/31/19			Ending Balance			66,341.47
481500	3/1/19			Beginning Balance			-439,180.83
Transfer To Developm	3/31/19			Ending Balance			-439,180.83
511001	3/1/19			Beginning Balance			69,907.60
Executive Salaries	3/1/19	Payroll 030	GEN	Payroll 030119	6,980.76		
	3/15/19	Payroll 031	GEN	Payroll 031519	7,805.76		
	3/31/19	Payroll 033	GEN	Payroll 033119	6,980.76		
				Current Period Cha	21,767.28		21,767.28
	3/31/19			Ending Balance			91,674.88
512001	3/1/19			Beginning Balance			68,735.84
Salaries - G & A	3/1/19	Payroll 030	GEN	Payroll 030119	6,023.26		
	3/15/19	Payroll 031	GEN	Payroll 031519	6,025.82		
	3/31/19	Payroll 033	GEN	Payroll 033119	6,049.22		
				Current Period Cha	18,098.30		18,098.30
	3/31/19			Ending Balance			86,834.14
512002	3/1/19			Beginning Balance			12,119.39
Salaries - X21	3/31/19	EOM	GEN	X21	3,440.00		
				Current Period Cha	3,440.00		3,440.00
	3/31/19			Ending Balance			15,559.39
512003	3/1/19			Beginning Balance			90,123.30
Salaries - TIX	3/1/19	Payroll 030	GEN	Payroll 030119	2,786.45		
	3/15/19	Payroll 031	GEN	Payroll 031519	3,541.45		
	3/31/19	Payroll 033	GEN	Payroll 033119	2,870.05		
	3/31/19	EOM	GEN	TIX - ARFF pay		330.00	
	3/31/19	EOM	GEN	TIX	15,043.20		
				Current Period Cha	24,241.15	330.00	23,911.15
	3/31/19			Ending Balance			114,034.45
512004	3/1/19			Beginning Balance			39,822.52
Salaries - COI	3/1/19	Payroll 030	GEN	Payroll 030119	1,811.84		
	3/15/19	Payroll 031	GEN	Payroll 031519	1,811.84		
	3/31/19	Payroll 033	GEN	Payroll 033119	1,811.84		
	3/31/19	EOM	GEN	COI	3,847.20		
				Current Period Cha	9,282.72		9,282.72
	3/31/19			Ending Balance			49,105.24
512090	3/1/19			Beginning Balance			35,728.31

**Titusville-Cocoa Airport Authority
General Ledger**

For the Period From Mar 1, 2019 to Mar 31, 2019

Filter Criteria includes: Report order is by ID. Report is printed with shortened descriptions and in Detail Format.

Account ID Account Description	Date	Reference	Jrnl	Trans Description	Debit Amt	Credit Amt	Balance
Salaries - Unallocated	3/1/19	Payroll 030	GEN	Payroll 030119	5,974.40		
	3/15/19	Payroll 031	GEN	Payroll 031519	6,134.40		
	3/31/19	Payroll 033	GEN	Payroll 033119	6,374.40		
	3/31/19	EOM	GEN	Unallocated		22,330.40	
				Current Period Cha	18,483.20	22,330.40	-3,847.20
	3/31/19			Ending Balance			31,881.11
514002 Employee Inv. & Testi	3/1/19			Beginning Balance			715.00
	3/31/19			Ending Balance			715.00
521001 Payroll Taxes - G & A	3/1/19			Beginning Balance			13,167.83
	3/31/19	EOM	GEN	G&A	3,779.21		
				Current Period Cha	3,779.21		3,779.21
	3/31/19			Ending Balance			16,947.04
521002 Payroll Taxes - X21	3/1/19			Beginning Balance			687.23
	3/31/19	EOM	GEN	X21	263.16		
				Current Period Cha	263.16		263.16
	3/31/19			Ending Balance			950.39
521003 Payroll Taxes - TIX	3/1/19			Beginning Balance			4,521.13
	3/31/19	EOM	GEN	TIX	1,150.80		
				Current Period Cha	1,150.80		1,150.80
	3/31/19			Ending Balance			5,671.93
521004 Payroll Taxes - COI	3/1/19			Beginning Balance			1,463.04
	3/31/19	EOM	GEN	COI	294.31		
				Current Period Cha	294.31		294.31
	3/31/19			Ending Balance			1,757.35
521090 Payroll Taxes - Unallo	3/1/19			Beginning Balance			900.36
	3/1/19	Payroll 030	GEN	Payroll 030119	1,711.11		
	3/15/19	Payroll 031	GEN	Payroll 031519	1,850.41		
	3/31/19	Payroll 033	GEN	Payroll 033119	1,756.08		
	3/31/19	EOM	GEN	Unallocated		5,487.51	
				Current Period Cha	5,317.60	5,487.51	-169.91
	3/31/19			Ending Balance			730.45
522001 FL Retirement - G & A	3/1/19			Beginning Balance			28,153.08
	3/31/19	EOM	GEN	G&A	6,844.18		
				Current Period Cha	6,844.18		6,844.18
	3/31/19			Ending Balance			34,997.26
522002 FL Retirement - X21	3/1/19			Beginning Balance			1,106.03
	3/31/19	EOM	GEN	X21	284.14		
				Current Period Cha	284.14		284.14
	3/31/19			Ending Balance			1,390.17
522003 FL Retirement - TIX	3/1/19			Beginning Balance			5,794.34
	3/31/19	EOM	GEN	TIX	1,592.51		
				Current Period Cha	1,592.51		1,592.51
	3/31/19			Ending Balance			7,386.85

**Titusville-Cocoa Airport Authority
General Ledger**

For the Period From Mar 1, 2019 to Mar 31, 2019

Filter Criteria includes: Report order is by ID. Report is printed with shortened descriptions and in Detail Format.

Account ID Account Description	Date	Reference	Jrnl	Trans Description	Debit Amt	Credit Amt	Balance
522004 FL Retirement - COI	3/1/19			Beginning Balance			1,860.71
	3/31/19	EOM	GEN	COI	317.78		317.78
	3/31/19			Current Period Cha	317.78		2,178.49
	3/31/19			Ending Balance			
522090 FL Retirement - Unall	3/1/19			Beginning Balance			4,892.66
	3/31/19	EOM	GEN	Unallocated	346.31		346.31
	3/31/19			Current Period Cha	346.31		5,238.97
	3/31/19			Ending Balance			
523001 Group Insurance - G	3/1/19			Beginning Balance			28,276.60
	3/1/19	37426	CDJ	Board Of Co. Com	4,850.90		
	3/29/19	37502	CDJ	Board Of Co. Com	4,852.16		9,703.06
	3/31/19			Current Period Cha	9,703.06		37,979.68
	3/31/19			Ending Balance			
523090 Group Insurance - Un	3/1/19			Beginning Balance			38,516.79
	3/1/19	37426	CDJ	Board Of Co. Com	5,699.56		
	3/1/19	37430	CDJ	CHLIC - Invoice 24	686.67		
	3/1/19	37433	CDJ	Davis Vision, Inc. -	3.32		
	3/1/19	37433	CDJ	Davis Vision, Inc. -	91.70		
	3/15/19	37467	CDJ	CHLIC - Invoice 24	653.95		
	3/15/19	37470	CDJ	Davis Vision, Inc. -	82.48		
	3/29/19	37502	CDJ	Board Of Co. Com	5,699.91		
	3/29/19	37504	CDJ	CHLIC - Invoice 24	345.26		
	3/29/19	37508	CDJ	Davis Vision, Inc. -	49.08		
	3/31/19			Current Period Cha	13,311.93		13,311.93
	3/31/19			Ending Balance			51,828.72
524090 Workman's Comp - U	3/1/19			Beginning Balance			8,474.00
	3/15/19	37490	CDJ	Preferred Governm	4,157.00		
	3/15/19	37490	CDJ	Preferred Governm	738.00		
	3/31/19			Current Period Cha	4,895.00		4,895.00
	3/31/19			Ending Balance			13,369.00
531001 Prof. Service - Legal	3/1/19			Beginning Balance			8,815.68
	3/1/19	37439	CDJ	Gray Robinson Att	494.50		
	3/1/19	37439	CDJ	Gray Robinson Att		27.85	
	3/1/19	37439	CDJ	Gray Robinson Att	2,801.35		
	3/15/19	37483	CDJ	Gray Robinson Att	7,351.77		
	3/15/19	37483	CDJ	Gray Robinson Att	322.50		
	3/29/19	37513	CDJ	Gray Robinson Att	989.00		
	3/29/19	37513	CDJ	Gray Robinson Att	4,349.00		
	3/31/19			Current Period Cha	16,308.12	27.85	16,280.27
	3/31/19			Ending Balance			25,095.95
531101 Prof. Serv. Gen Cons	3/1/19			Beginning Balance			
	3/15/19	37461	CDJ	Advantage Consult	500.00		500.00
	3/31/19			Current Period Cha	500.00		500.00
	3/31/19			Ending Balance			
531201 Prof. Serv.-Other	3/1/19			Beginning Balance			660.00
	3/1/19	37458	CDJ	Phil Jones - FAA In	243.90		

Titusville-Cocoa Airport Authority
General Ledger

For the Period From Mar 1, 2019 to Mar 31, 2019

Filter Criteria includes: Report order is by ID. Report is printed with shortened descriptions and in Detail Format.

Account ID Account Description	Date	Reference	Jrnl	Trans Description	Debit Amt	Credit Amt	Balance
	3/1/19	37459	CDJ	David Webb - FAA	150.88		
	3/29/19	37527	CDJ	Phil Jones - C-17 A	189.70		
	3/29/19	37527	CDJ	Phil Jones - VAC A	1,350.00		
	3/29/19	37527	CDJ	Phil Jones - C-17	108.40		
	3/29/19	37528	CDJ	Edward Bexfield -	80.15		
	3/29/19	37528	CDJ	Edward Bexfield -	526.70		
	3/29/19	37529	CDJ	David Webb - VAC	763.25		
	3/31/19			Current Period Cha	3,412.98		3,412.98
				Ending Balance			4,072.98
531207 Prof Serv - Tech Supp	3/1/19			Beginning Balance			585.00
	3/31/19			Ending Balance			585.00
532001 Accounting & Audting	3/1/19			Beginning Balance			15,961.73
	3/15/19	37469	CDJ	Davies, Houser, Se	10,000.00		
	3/31/19	EOM	GEN	Paychex	441.06		
	3/31/19			Current Period Cha	10,441.06		10,441.06
				Ending Balance			26,402.79
540001 Travel - G & A	3/1/19			Beginning Balance			365.00
	3/31/19			Ending Balance			365.00
540101 Travel - Training	3/1/19			Beginning Balance			180.86
	3/31/19			Ending Balance			180.86
541001 Telephone	3/1/19			Beginning Balance			10,575.65
	3/1/19	37424	CDJ	A T & T - Account	250.35		
	3/1/19	37424	CDJ	A T & T - Account	225.60		
	3/1/19	37451	CDJ	Windstream Comm	1,578.96		
	3/1/19	37451	CDJ	Windstream Comm	88.25		
	3/29/19	37524	CDJ	Windstream Comm	1,583.23		
	3/29/19	37524	CDJ	Windstream Comm	88.25		
	3/31/19			Current Period Cha	3,814.64		3,814.64
				Ending Balance			14,390.29
541002 Telephone - X21	3/1/19			Beginning Balance			
	3/15/19	37462	CDJ	A T & T - Account	202.71		
	3/31/19			Current Period Cha	202.71		202.71
				Ending Balance			202.71
541003 Telephone - TIX	3/1/19			Beginning Balance			378.88
	3/15/19	37462	CDJ	A T & T - Account	244.67		
	3/29/19	37501	CDJ	A T & T - Account	225.60		
	3/31/19			Current Period Cha	470.27		470.27
				Ending Balance			849.15
541004 Telephone - COI	3/1/19			Beginning Balance			220.42
	3/15/19	37462	CDJ	A T & T - Account	296.77		
	3/29/19	37501	CDJ	A T & T - Account	250.37		
	3/31/19			Current Period Cha	547.14		547.14
				Ending Balance			767.56

**Titusville-Cocoa Airport Authority
General Ledger**

For the Period From Mar 1, 2019 to Mar 31, 2019

Filter Criteria includes: Report order is by ID. Report is printed with shortened descriptions and in Detail Format.

Account ID Account Description	Date	Reference	Jrnl	Trans Description	Debit Amt	Credit Amt	Balance
541301 Cellular Phones	3/1/19			Beginning Balance			2,467.60
	3/1/19	37425	CDJ	AT&T Mobility - Inv	446.49		
	3/29/19	37526	CDJ	AT&T Mobility - Ac	483.06		
				Current Period Cha	929.55		929.55
	3/31/19			Ending Balance			3,397.15
541401 Cable Service	3/1/19			Beginning Balance			625.32
	3/1/19	37434	CDJ	Dish - Account 825	66.54		
	3/15/19	37472	CDJ	Dish - Account 825	59.54		
	3/29/19	37509	CDJ	Dish - Account 825	66.54		
				Current Period Cha	192.62		192.62
	3/31/19			Ending Balance			817.94
541501 Internet Fees	3/1/19			Beginning Balance			233.12
	3/1/19	37428	CDJ	Bright House Netw	58.28		
	3/29/19	37503	CDJ	Bright House Netw	58.28		
				Current Period Cha	116.56		116.56
	3/31/19			Ending Balance			349.68
542001 Freight & Postage - G	3/1/19			Beginning Balance			1,226.15
	3/31/19			Ending Balance			1,226.15
542101 Express Mail	3/1/19			Beginning Balance			136.04
	3/15/19	37477	CDJ	Federal Express - I	120.81		
				Current Period Cha	120.81		120.81
	3/31/19			Ending Balance			256.85
543002 Electricity - X21	3/1/19			Beginning Balance			2,701.07
	3/15/19	37480	CDJ	Florida Power & Li	656.57		
				Current Period Cha	656.57		656.57
	3/31/19			Ending Balance			3,357.64
543003 Electricity - TIX	3/1/19			Beginning Balance			13,775.55
	3/1/19	37437	CDJ	Florida Power & Li	772.75		
	3/15/19	37480	CDJ	Florida Power & Li	1,422.69		
	3/29/19	37511	CDJ	Florida Power & Li	2,411.38		
	3/29/19	37512	CDJ	Florida Power & Li	387.45		
				Current Period Cha	4,994.27		4,994.27
	3/31/19			Ending Balance			18,769.82
543004 Electricity - COI	3/1/19			Beginning Balance			6,404.42
	3/1/19	37437	CDJ	Florida Power & Li	2,111.08		
	3/29/19	37512	CDJ	Florida Power & Li	1,240.85		
	3/29/19	37512	CDJ	Florida Power & Li	1,017.67		
				Current Period Cha	4,369.60		4,369.60
	3/31/19			Ending Balance			10,774.02
543090 Electricity - Unallocate	3/1/19			Beginning Balance			13,736.65
	3/31/19			Ending Balance			13,736.65

**Titusville-Cocoa Airport Authority
General Ledger**

For the Period From Mar 1, 2019 to Mar 31, 2019

Filter Criteria includes: Report order is by ID. Report is printed with shortened descriptions and in Detail Format.

Account ID Account Description	Date	Reference	Jrnl	Trans Description	Debit Amt	Credit Amt	Balance
543102 Water - X21	3/1/19			Beginning Balance			906.99
	3/1/19	37432	CDJ	City Of Titusville -	680.72		
	3/29/19	37506	CDJ	City Of Titusville -	455.50		
				Current Period Cha	1,136.22		1,136.22
	3/31/19			Ending Balance			2,043.21
543103 Water - TIX	3/1/19			Beginning Balance			4,258.34
	3/1/19	37432	CDJ	City Of Titusville -	757.56		
	3/29/19	37506	CDJ	City Of Titusville -	743.75		
				Current Period Cha	1,501.31		1,501.31
	3/31/19			Ending Balance			5,759.65
543104 Water - COI	3/1/19			Beginning Balance			761.66
	3/1/19	37431	CDJ	City Of Cocoa - Ac	30.44		
	3/1/19	37431	CDJ	City Of Cocoa - Ac	20.82		
	3/1/19	37431	CDJ	City Of Cocoa - Ac	63.93		
	3/1/19	37431	CDJ	City Of Cocoa - Ac	49.53		
	3/29/19	37505	CDJ	City Of Cocoa - CO	170.29		
				Current Period Cha	335.01		335.01
	3/31/19			Ending Balance			1,096.67
543202 Solid Waste - X21	3/1/19			Beginning Balance			
	3/1/19	37427	CDJ	Brevard County Ta	13,454.45		
	3/13/19	37427V	CDJ	Brevard County Ta		13,454.45	
	3/15/19	37464	CDJ	Brevard County Ta	13,509.58		
				Current Period Cha	26,964.03	13,454.45	13,509.58
	3/31/19			Ending Balance			13,509.58
543203 Solid Waste - TIX	3/1/19			Beginning Balance			-1,985.18
	3/1/19	37427	CDJ	Brevard County Ta	6,758.89		
	3/13/19	37427V	CDJ	Brevard County Ta		6,758.89	
	3/15/19	37464	CDJ	Brevard County Ta	6,827.17		
				Current Period Cha	13,586.06	6,758.89	6,827.17
	3/31/19			Ending Balance			4,841.99
543204 Solid Waste - COI	3/1/19			Beginning Balance			
	3/1/19	37427	CDJ	Brevard County Ta	3,432.47		
	3/13/19	37427V	CDJ	Brevard County Ta		3,432.47	
	3/15/19	37464	CDJ	Brevard County Ta	3,467.15		
				Current Period Cha	6,899.62	3,432.47	3,467.15
	3/31/19			Ending Balance			3,467.15
544003 Rentals & Leases - TI	3/1/19			Beginning Balance			861.24
	3/31/19			Ending Balance			861.24
544004 Rentals & Leases - C	3/1/19			Beginning Balance			521.36
	3/1/19	37449	CDJ	Waste Manageme	118.37		
	3/1/19	37449	CDJ	Waste Manageme	118.37		
				Current Period Cha	236.74		236.74
	3/31/19			Ending Balance			758.10
544101	3/1/19			Beginning Balance			520.02

**Titusville-Cocoa Airport Authority
General Ledger**

For the Period From Mar 1, 2019 to Mar 31, 2019

Filter Criteria includes: Report order is by ID. Report is printed with shortened descriptions and in Detail Format.

Account ID Account Description	Date	Reference	Jrnl	Trans Description	Debit Amt	Credit Amt	Balance
Copy Machine Rental	3/15/19	37485	CDJ	Konica Minolta Bus	233.86		
				Current Period Cha	233.86		233.86
	3/31/19			Ending Balance			753.88
544102	3/1/19			Beginning Balance			
Postage Machine Ren	3/29/19	37519	CDJ	Pitney Bowes Glob	138.00		
				Current Period Cha	138.00		138.00
	3/31/19			Ending Balance			138.00
544103	3/1/19			Beginning Balance			513.55
Phone System Rental	3/15/19	37489	CDJ	MITEL Leasing - In	102.71		
				Current Period Cha	102.71		102.71
	3/31/19			Ending Balance			616.26
545290	3/1/19			Beginning Balance			107,487.00
Property Ins - Unalloc	3/31/19	EOM	GEN	Property Ins Refun		1,516.00	
				Current Period Cha		1,516.00	-1,516.00
	3/31/19			Ending Balance			105,971.00
545400	3/1/19			Beginning Balance			67,355.00
Employee Bond	3/1/19	37429	CDJ	Brown & Brown Ins	67,059.00		
				Current Period Cha	67,059.00		67,059.00
	3/31/19			Ending Balance			134,414.00
545500	3/1/19			Beginning Balance			5,568.00
Officers Liability	3/31/19			Ending Balance			5,568.00
546001	3/1/19			Beginning Balance			118.00
R & M - Office Equipm	3/31/19			Ending Balance			118.00
546002	3/1/19			Beginning Balance			2,822.85
R & M - X21	3/31/19			Ending Balance			2,822.85
546003	3/1/19			Beginning Balance			1,457.68
R & M - TIX	3/15/19	37473	CDJ	East Coast Fence	30.00		
	3/15/19	37475	CDJ	Express Signs - Inv	640.00		
	3/15/19	37487	CDJ	Logical Decisions L	2,622.00		
	3/15/19	37488	CDJ	Lowes - Invoice 56	70.08		
	3/15/19	37488	CDJ	Lowes - Invoice 11	24.65		
	3/29/19	37521	CDJ	Sherwin Williams -	106.87		
				Current Period Cha	3,493.60		3,493.60
	3/31/19			Ending Balance			4,951.28
546004	3/1/19			Beginning Balance			2,418.55
R & M - COI	3/31/19			Ending Balance			2,418.55
546090	3/1/19			Beginning Balance			5,691.86
R & M - Unallocated							

Titusville-Cocoa Airport Authority
General Ledger
For the Period From Mar 1, 2019 to Mar 31, 2019

Filter Criteria includes: Report order is by ID. Report is printed with shortened descriptions and in Detail Format.

Account ID Account Description	Date	Reference	Jrnl	Trans Description	Debit Amt	Credit Amt	Balance
	3/31/19			Ending Balance			5,691.86
546101 R & M Service - G & A	3/1/19			Beginning Balance			256.00
	3/31/19			Ending Balance			256.00
546103 R & M Service - TIX	3/1/19			Beginning Balance			256.00
	3/15/19	37491	CDJ	Safety-Kleen - Invo	798.85		
				Current Period Cha	798.85		798.85
	3/31/19			Ending Balance			1,054.85
546104 R & M Service - COI	3/1/19			Beginning Balance			705.00
	3/15/19	37465	CDJ	Brevard County Util	100.00		
				Current Period Cha	100.00		100.00
	3/31/19			Ending Balance			805.00
546202 R & M - Equip. - X21	3/1/19			Beginning Balance			4,451.24
	3/31/19	EOM	GEN	M/C Amazon X21	938.79		
				Current Period Cha	938.79		938.79
	3/31/19			Ending Balance			5,390.03
546203 R & M - Equip. - TIX	3/1/19			Beginning Balance			5,183.65
	3/1/19	37442	CDJ	Lacey's Lock Servi	382.80		
	3/15/19	37471	CDJ	D & E Pump - Invoi	8.77		
	3/15/19	37486	CDJ	Lacey's Lock Servi	55.50		
				Current Period Cha	447.07		447.07
	3/31/19			Ending Balance			5,630.72
546204 R & M - Equip. -COI	3/1/19			Beginning Balance			3,415.47
	3/15/19	37478	CDJ	Florida Alarm Com	18.00		
				Current Period Cha	18.00		18.00
	3/31/19			Ending Balance			3,433.47
546290 R & M - Equip. - Unall	3/1/19			Beginning Balance			432.69
	3/15/19	37479	CDJ	Florida Door Contr	687.65		
				Current Period Cha	687.65		687.65
	3/31/19			Ending Balance			1,120.34
546301 R & M - Bldgs. - G & A	3/1/19			Beginning Balance			857.30
	3/31/19			Ending Balance			857.30
546302 R & M - Bldgs. - X21	3/1/19			Beginning Balance			278.15
	3/1/19	37446	CDJ	R. E. Michel Comp	81.98		
	3/1/19	37446	CDJ	R. E. Michel Comp	14.26		
	3/15/19	37488	CDJ	Lowe's - Invoice 35	11.39		
				Current Period Cha	107.63		107.63
	3/31/19			Ending Balance			385.78
546303 R & M - Bldgs. - TIX	3/1/19			Beginning Balance			5,428.88
	3/15/19	37460	CDJ	Ace Hardware - Inv	32.99		
	3/15/19	37466	CDJ	C & D Construction	2,122.00		

**Titusville-Cocoa Airport Authority
General Ledger**

For the Period From Mar 1, 2019 to Mar 31, 2019

Filter Criteria includes: Report order is by ID. Report is printed with shortened descriptions and in Detail Format.

Account ID Account Description	Date	Reference	Jrnl	Trans Description	Debit Amt	Credit Amt	Balance
	3/15/19	37468	CDJ	City Electric Supply	1,181.09		
	3/15/19	37468	CDJ	City Electric Supply	76.80		
	3/15/19	37468	CDJ	City Electric Supply	188.00		
	3/15/19	37488	CDJ	Lowe's - Invoice 69	61.35		
	3/15/19	37488	CDJ	Lowe's - Invoice 11	33.18		
	3/15/19	37488	CDJ	Lowe's - Invoice 41	32.26		
	3/29/19	37515	CDJ	Lowe's - Invoice 56	67.85		
				Current Period Cha	3,795.52		3,795.52
	3/31/19			Ending Balance			9,224.40
546304	3/1/19			Beginning Balance			539.68
R & M - Bldgs. - COI	3/15/19	37474	CDJ	Energywise A/C - I	5,110.00		
	3/15/19	37484	CDJ	Home Depot Credit	29.78		
	3/15/19	37484	CDJ	Home Depot Credit	13.44		
	3/15/19	37484	CDJ	Home Depot Credit	33.72		
	3/15/19	37488	CDJ	Lowe's - Invoice 56	123.44		
				Current Period Cha	5,310.38		5,310.38
	3/31/19			Ending Balance			5,850.06
546390	3/1/19			Beginning Balance			2,219.80
R & M - Bldgs. - Unall	3/31/19			Ending Balance			2,219.80
546401	3/1/19			Beginning Balance			509.47
R & M - Autos - G & A	3/1/19	37444	CDJ	Moore's Tire Outlet	68.00		
				Current Period Cha	68.00		68.00
	3/31/19			Ending Balance			577.47
546402	3/1/19			Beginning Balance			333.00
R & M - Autos - X21	3/31/19	EOM	GEN	M/C Amazon X21/	82.49		
				Current Period Cha	82.49		82.49
	3/31/19			Ending Balance			415.49
546403	3/1/19			Beginning Balance			1,667.52
R & M - Autos - TIX	3/1/19	37444	CDJ	Moore's Tire Outlet	34.00		
	3/15/19	37463	CDJ	BR90-Bennett Auto	65.98		
	3/15/19	37494	CDJ	Watson Truck & Au	17.75		
	3/31/19	EOM	GEN	M/C Glass USA TI	377.00		
				Current Period Cha	494.73		494.73
	3/31/19			Ending Balance			2,162.25
546404	3/1/19			Beginning Balance			3,421.61
R & M - Autos - COI	3/31/19			Ending Balance			3,421.61
546490	3/1/19			Beginning Balance			349.93
R & M - Autos - Unallo	3/31/19	EOM	GEN	M/C Spireon Fleet	169.65		
				Current Period Cha	169.65		169.65
	3/31/19			Ending Balance			519.58
546502	3/1/19			Beginning Balance			91.00
T-Hangar Maintenanc	3/31/19			Ending Balance			91.00

Titusville-Cocoa Airport Authority
General Ledger

For the Period From Mar 1, 2019 to Mar 31, 2019

Filter Criteria includes: Report order is by ID. Report is printed with shortened descriptions and in Detail Format.

Account ID Account Description	Date	Reference	Jrnl	Trans Description	Debit Amt	Credit Amt	Balance
546503	3/1/19			Beginning Balance			89.99
T-Hangar Maintenanc	3/15/19	37466	CDJ	C & D Construction	9,395.00		
	3/15/19	37468	CDJ	City Electric Supply	38.90		
	3/15/19	37468	CDJ	City Electric Supply	55.45		
	3/15/19	37468	CDJ	City Electric Supply	43.17		
	3/15/19	37468	CDJ	City Electric Supply	83.87		
	3/15/19	37488	CDJ	Lowes - Invoice 11	91.19		
				Current Period Cha	9,707.58		9,707.58
	3/31/19			Ending Balance			9,797.57
546504	3/1/19			Beginning Balance			
T-Hangar Maintenanc	3/1/19	37445	CDJ	Preaux, LLC - Invoi	250.00		
	3/15/19	37484	CDJ	Home Depot Credit	42.85		
	3/15/19	37492	CDJ	S.F. Travis Co. - In	25.38		
	3/29/19	37510	CDJ	Dixon Electric East	585.00		
	3/29/19	37520	CDJ	Preaux, LLC - Invoi	250.00		
	3/29/19	37520	CDJ	Preaux, LLC - Invoi	400.00		
	3/29/19	37521	CDJ	Sherwin Williams -	304.86		
	3/31/19	EOM	GEN	M/C Harbor Freight	31.75		
				Current Period Cha	1,889.84		1,889.84
	3/31/19			Ending Balance			1,889.84
548001	3/1/19			Beginning Balance			230.17
Promotional Ads - G	3/15/19	37481	CDJ	Florida Today #126	118.88		
				Current Period Cha	118.88		118.88
	3/31/19			Ending Balance			349.05
548201	3/1/19			Beginning Balance			1,359.79
Marketing - G & A	3/29/19	37518	CDJ	Mr. Submarine & S	300.00		
				Current Period Cha	300.00		300.00
	3/31/19			Ending Balance			1,659.79
549403	3/1/19			Beginning Balance			130.00
Other - R.E Taxes - TI	3/31/19			Ending Balance			130.00
551001	3/1/19			Beginning Balance			3,115.00
Office Supplies	3/1/19	37438	CDJ	Graphic Press - Inv	219.00		
	3/1/19	37443	CDJ	Marie's Coffee Ser	78.75		
	3/1/19	37448	CDJ	Staples - Invoice 8	10.62		
	3/1/19	37448	CDJ	Staples - Invoice 8	225.39		
	3/15/19	37482	CDJ	Graphic Press - Inv	110.00		
	3/29/19	37523	CDJ	Staples - Invoice 8	446.20		
	3/31/19	EOM	GEN	M/C Amazon vacu	59.99		
				Current Period Cha	1,149.95		1,149.95
	3/31/19			Ending Balance			4,264.95
552090	3/1/19			Beginning Balance			2,784.52
Uniforms - Unallocate	3/31/19			Ending Balance			2,784.52
552101	3/1/19			Beginning Balance			609.81
Fuel - G & A	3/1/19	37450	CDJ	Watkins Fuel Oil - I	1,971.79		
	3/1/19	37450	CDJ	Watkins Fuel Oil - I	357.08		

**Titusville-Cocoa Airport Authority
General Ledger**

For the Period From Mar 1, 2019 to Mar 31, 2019

Filter Criteria includes: Report order is by ID. Report is printed with shortened descriptions and in Detail Format.

Account ID Account Description	Date	Reference	Jrnl	Trans Description	Debit Amt	Credit Amt	Balance
	3/15/19	37493	CDJ	Watkins Fuel Oil - I	71.80		
	3/15/19	37493	CDJ	Watkins Fuel Oil - I	2,012.74		
				Current Period Cha	4,413.41		4,413.41
	3/31/19			Ending Balance			5,023.02
552102 Fuel - X21	3/1/19			Beginning Balance			537.00
	3/31/19			Ending Balance			537.00
552190 Fuel - Unallocated	3/1/19			Beginning Balance			7,357.74
	3/31/19			Ending Balance			7,357.74
552201 Cleaning - G & A	3/1/19			Beginning Balance			2,040.00
	3/1/19	37436	CDJ	Faster Than Sound	510.00		
	3/15/19	37476	CDJ	Faster Than Sound	510.00		
				Current Period Cha	1,020.00		1,020.00
	3/31/19			Ending Balance			3,060.00
552202 Computer Equipment	3/1/19			Beginning Balance			1,757.58
	3/31/19	EOM	GEN	M/C Amazon comp	36.99		
				Current Period Cha	36.99		36.99
	3/31/19			Ending Balance			1,794.57
554001 Dues & Memberships	3/1/19			Beginning Balance			1,779.44
	3/1/19	37435	CDJ	Economic Develop	1,500.00		
				Current Period Cha	1,500.00		1,500.00
	3/31/19			Ending Balance			3,279.44
554004 Dues & Memberships	3/1/19			Beginning Balance			
	3/29/19	37507	CDJ	Cocoa Beach Area	375.00		
				Current Period Cha	375.00		375.00
	3/31/19			Ending Balance			375.00

Revenue Fund
Balance Sheet
March 31, 2019

ASSETS

Current Assets		
Cash	\$	354,202.32
Cash Escrow		235,880.03
Accounts Receivable		<u>131,558.79</u>
Total Current Assets		721,641.14
Property and Equipment		<u> </u>
Total Property and Equipment		0.00
Other Assets		<u> </u>
Total Other Assets		<u>0.00</u>
Total Assets	\$	<u><u>721,641.14</u></u>

LIABILITIES AND CAPITAL

Current Liabilities		
Sales Tax	\$	397,064.01
Escrow Reserve		235,879.03
Unearned Revenue		<u>32,764.17</u>
Total Current Liabilities		665,707.21
Long-Term Liabilities		<u> </u>
Total Long-Term Liabilities		<u>0.00</u>
Total Liabilities		665,707.21
Capital		
Retained Earnings		169,768.85
Net Income		<u>(113,834.92)</u>
Total Capital		<u>55,933.93</u>
Total Liabilities & Capital	\$	<u><u>721,641.14</u></u>

Revenue Fund
Income Statement
For the Six Months Ending March 31, 2019

	Current Month This Year	Current Month Last Year	Year to Date This Year	Year to Date Last Year
Revenues				
Sales Tax Allowa	(30.00)	(30.00)	(180.00)	60.00
T-Hangar Sales -	13,654.18	13,004.50	80,098.79	81,686.12
T-Hangar Sales -	27,457.85	24,756.12	158,977.68	145,169.62
T-Hangar Sales -	50,351.56	48,005.25	300,282.41	290,675.95
FBO Sales - AD	6,732.56	6,166.08	38,795.36	37,821.48
FBO Sales - SCR	27,768.58	30,334.41	170,379.46	168,873.74
FBO Sales - MI	4,153.36	4,502.75	25,755.06	23,996.15
Building Leases -	6,642.62	3,920.64	39,716.62	23,524.34
Building Leases -	30,912.80	35,826.23	199,855.08	215,499.50
Building Leases -	4,832.98	4,768.20	29,098.55	28,659.20
Mini Sales - MI	15,751.73	15,530.66	95,921.54	91,174.32
AD - Land Leases	3,840.26	3,811.84	22,984.72	22,803.12
SC - Land Leases	19,486.87	19,191.42	117,948.03	113,866.82
MI - Land Leases	1,422.28	1,389.33	8,448.84	8,234.54
AD - Other Lease	800.00	800.00	4,800.00	4,800.00
SC - Other Leases	5.84	5.84	35.04	35.04
MI - Other Leases	325.19	318.19	1,937.14	1,892.42
Total Revenues	<u>214,108.66</u>	<u>212,301.46</u>	<u>1,294,854.32</u>	<u>1,258,772.36</u>
Cost of Sales				
Transfer To Oper	<u>238,715.47</u>	<u>172,532.43</u>	<u>1,408,689.24</u>	<u>1,214,246.00</u>
Total Cost of Sale	<u>238,715.47</u>	<u>172,532.43</u>	<u>1,408,689.24</u>	<u>1,214,246.00</u>
Gross Profit	<u>(24,606.81)</u>	<u>39,769.03</u>	<u>(113,834.92)</u>	<u>44,526.36</u>
Expenses				
Total Expenses	<u>0.00</u>	<u>0.00</u>	<u>0.00</u>	<u>0.00</u>
Net Income	<u>\$ (24,606.81)</u>	<u>\$ 39,769.03</u>	<u>\$ (113,834.92)</u>	<u>\$ 44,526.36</u>

For Management Purposes Only

Renewal & Replacement Fund
Balance Sheet
March 31, 2019

Assets

Current Assets		
Cash - Savings	\$	<u>35,000.00</u>
Total Current Assets		35,000.00
Property and Equipment		
Total Property and Equipment		0.00
Other Assets		
Total Other Assets		<u>0.00</u>
Total Assets	\$	<u><u>35,000.00</u></u>

Liabilities And Capital

Current Liabilities		
Total Current Liabilities		0.00
Long-Term Liabilities		
Total Long-Term Liabilities		<u>0.00</u>
Total Liabilities		0.00
Capital		
Retained Earnings	\$	35,000.00
Net Income		<u>0.00</u>
Total Capital		<u>35,000.00</u>
Total Liabilities & Capital	\$	<u><u>35,000.00</u></u>

Renewal & Replacement Fund
Income Statement
For the Six Months Ending March 31, 2019

	Current Month This Year	Current Month Last Year	Year to Date This Year	Year to Date Last Year
Revenues				
Transfer From Re	0.00	0.00	0.00	0.00
Total Revenues	0.00	0.00	0.00	0.00
Cost of Sales				
Total Cost of Sale	0.00	0.00	0.00	0.00
Gross Profit	0.00	0.00	0.00	0.00
Expenses				
Transfer to Devel	0.00	0.00	0.00	0.00
R & M Arthur Du	0.00	0.00	0.00	0.00
R & M Space Coa	0.00	0.00	0.00	0.00
R & M Merritt Isl	0.00	0.00	0.00	0.00
Capital Outlay La	0.00	0.00	0.00	0.00
Capital Outlay La	0.00	0.00	0.00	0.00
Capital Outlay La	0.00	0.00	0.00	0.00
Capital Outlay -	0.00	0.00	0.00	0.00
Capital Outlay -	0.00	0.00	0.00	0.00
Capital Outlay -	0.00	0.00	0.00	0.00
Capital Outlay -	0.00	0.00	0.00	0.00
Capital Outlay -	0.00	0.00	0.00	0.00
Capital Outlay - E	0.00	0.00	0.00	0.00
Capital Outlay - E	0.00	0.00	0.00	0.00
Capital Outlay - E	0.00	0.00	0.00	0.00
Total Expenses	0.00	0.00	0.00	0.00
Net Income	\$ 0.00	\$ 0.00	\$ 0.00	\$ 0.00

For Management Purposes Only

**Renewal & Replacement Fund
General Ledger****For the Period From Mar 1, 2019 to Mar 31, 2019**

Filter Criteria includes: Report order is by ID. Report is printed with shortened descriptions and in Detail Format.

Account ID Account Description	Date	Reference	Jrn/	Trans Description	Debit Amt	Credit Amt	Balance
102000 Cash - Savings	3/1/19			Beginning Balance			35,000.00
	3/31/19			Ending Balance			35,000.00
272000 Retained Earnings	3/1/19			Beginning Balance			-35,000.00
	3/31/19			Ending Balance			-35,000.00

Debt Service Fund
Balance Sheet
March 31, 2019

ASSETS

Cash		
Cash Savings	\$	87,222.72
Total Cash		87,222.72
Current Assets		
Total Current Assets		0.00
Property and Equipment		
Total Property and Equipment		0.00
Other Assets		
Total Other Assets		0.00
Total Assets	\$	<u>87,222.72</u>

LIABILITIES AND CAPITAL

Current Liabilities		
Total Current Liabilities		0.00
Long-Term Liabilities		
Total Long-Term Liabilities		0.00
Total Liabilities		0.00
Capital		
Retained Earnings	\$	(788.45)
Net Income		<u>88,011.17</u>
Total Capital		87,222.72
Total Liabilities & Capital	\$	<u>87,222.72</u>

Debt Service Fund
Income Statement
For the Six Months Ending March 31, 2019

	Current Month This Year	Current Month Last Year	Year to Date This Year	Year to Date Last Year
Revenues				
From Operating	0.00	0.00	175,233.89	180,755.12
Total Revenues	0.00	0.00	175,233.89	180,755.12
Cost of Sales				
Total Cost of Sale	0.00	0.00	0.00	0.00
Gross Profit	0.00	0.00	175,233.89	180,755.12
Expenses				
Principal - Note	0.00	783.86	0.00	4,678.79
Principal Paymen	8,666.81	6,065.00	51,487.41	52,643.23
Interest - Note A	0.00	4.91	0.00	53.83
Interest Payments	5,870.31	8,472.12	35,735.31	34,579.49
Total Expenses	14,537.12	15,325.89	87,222.72	91,955.34
Net Income	\$ (14,537.12)	\$ (15,325.89)	\$ 88,011.17	\$ 88,799.78

Debt Service Fund
General Ledger
For the Period From Mar 1, 2019 to Mar 31, 2019

Filter Criteria includes: Report order is by ID. Report is printed with shortened descriptions and in Detail Format.

Account ID Account Description	Date	Reference	Jrnl	Trans Description	Debit Amt	Credit Amt	Balance
101200 Cash Savings	3/1/19			Beginning Balance			101,759.84
	3/31/19	EOM	GEN	Suntrust Payment		14,537.12	
				Current Period Cha		14,537.12	-14,537.12
	3/31/19			Ending Balance			87,222.72
272000 Retained Earnings	3/1/19			Beginning Balance			788.45
	3/31/19			Ending Balance			788.45
381300 From Operating	3/1/19			Beginning Balance			-175,233.89
	3/31/19			Ending Balance			-175,233.89
571029 Principal Payment Su	3/1/19			Beginning Balance			42,820.60
	3/31/19	EOM	GEN	Suntrust Principal	8,666.81		
				Current Period Cha	8,666.81		8,666.81
	3/31/19			Ending Balance			51,487.41
572029 Interest Payments Su	3/1/19			Beginning Balance			29,865.00
	3/31/19	EOM	GEN	Suntrust Interest	5,870.31		
				Current Period Cha	5,870.31		5,870.31
	3/31/19			Ending Balance			35,735.31

Development Fund
Balance Sheet
March 31, 2019

ASSETS

Cash		
Cash - Savings	\$ 310,132.85	
Total Cash		310,132.85
Current Assets		
COI - 11/29 Rehabilitation	65,056.00	
Total Current Assets		65,056.00
Property and Equipment		
Spaceport License Pre-AP	678,521.07	
Bldg 26 Demolition	443,682.99	
TIX REILS wrong	10,422.33	
TIX - REILS Replacement	278,549.22	
TIX - Airfield Lighting Rehab	190,130.00	
COI Port A Port Replacement	430,643.32	
COI - South Apron Lighting	1,400.00	
COI RSA Construction	4,613,165.97	
COI - Security & Infrastructur	149,277.79	
Total Property and Equipment		6,795,792.69
Other Assets		
Total Other Assets		0.00
Total Assets	\$	<u>7,170,981.54</u>

LIABILITIES AND CAPITAL

Current Liabilities		
FAA-COI-RSA Construction	\$ 4,222,586.00	
FAA - TIX - REILS Replacement	261,405.00	
FDOT-COI Box Hangars	98,314.72	
FDOT - RSA Construction	221,461.46	
FDOT-Bldg 26 Demolition	354,946.39	
FDOT - Security & Infrastructu	87,257.55	
Space Florida Contribution	275,000.00	
Total Current Liabilities		5,520,971.12
Long-Term Liabilities		
Total Long-Term Liabilities		0.00
Total Liabilities		5,520,971.12
Capital		
Retained Earnings	1,650,010.42	
Net Income	0.00	
Total Capital		<u>1,650,010.42</u>
Total Liabilities & Capital	\$	<u>7,170,981.54</u>

Unaudited - For Management Purposes Only

**Development Fund
General Ledger
For the Period From Mar 1, 2019 to Mar 31, 2019**

Filter Criteria includes: Report order is by ID. Report is printed with shortened descriptions and in Detail Format.

Account ID Account Description	Date	Reference	Jrnl	Trans Description	Debit Amt	Credit Amt	Balance
102000 Cash - Savings	3/1/19			Beginning Balance			306,057.81
	3/31/19	EOM	GEN	Development		50,741.21	
	3/31/19	EOM	GEN	FDOT COI Port-A- Current Period Cha	54,816.25 54,816.25	50,741.21	4,075.04
	3/31/19			Ending Balance			310,132.85
130122 Spaceport License Pr	3/1/19			Beginning Balance			678,521.07
	3/31/19			Ending Balance			678,521.07
130137 Bldg 26 Demolition	3/1/19			Beginning Balance			443,682.99
	3/31/19			Ending Balance			443,682.99
130138 TIX REILS wrong	3/1/19			Beginning Balance			10,422.33
	3/31/19			Ending Balance			10,422.33
130139 TIX - REILS Replace	3/1/19			Beginning Balance			278,549.22
	3/31/19			Ending Balance			278,549.22
130149 TIX - Airfield Lighting	3/1/19			Beginning Balance			190,130.00
	3/31/19			Ending Balance			190,130.00
140051 COI - 11/29 Rehabilita	3/1/19			Beginning Balance			65,056.00
	3/31/19			Ending Balance			65,056.00
140115 COI Port A Port Repla	3/1/19			Beginning Balance			394,984.80
	3/31/19	EOM	GEN	#37517 \$35,658.52 Current Period Cha	35,658.52 35,658.52		35,658.52
	3/31/19			Ending Balance			430,643.32
140116 COI - South Apron Lig	3/1/19			Beginning Balance			
	3/31/19	EOM	GEN	#37441 \$1,400.00 f Current Period Cha	1,400.00 1,400.00		1,400.00
	3/31/19			Ending Balance			1,400.00
140136 COI RSA Construction	3/1/19			Beginning Balance			4,613,165.97
	3/31/19			Ending Balance			4,613,165.97
140138 COI - Security & Infras	3/1/19			Beginning Balance			135,595.10
	3/31/19	EOM	GEN	#37516 \$13,682.69 Current Period Cha	13,682.69 13,682.69		13,682.69
	3/31/19			Ending Balance			149,277.79
203136 FAA-COI-RSA Constr	3/1/19			Beginning Balance			-4,222,586.00


**Development Fund
General Ledger
For the Period From Mar 1, 2019 to Mar 31, 2019**


Filter Criteria includes: Report order is by ID. Report is printed with shortened descriptions and in Detail Format.

Account ID Account Description	Date	Reference	Jrnl	Trans Description	Debit Amt	Credit Amt	Balance
	3/31/19			Ending Balance			-4,222,586.00
203139 FAA - TIX - REILS Re	3/1/19			Beginning Balance			-261,405.00
	3/31/19			Ending Balance			-261,405.00
204108 FDOT-COI Box Hanga	3/1/19			Beginning Balance			-43,498.47
	3/31/19	EOM	GEN	FDOT COI Port-A- Current Period Cha	54,816.25 54,816.25		-54,816.25 -98,314.72
	3/31/19			Ending Balance			-98,314.72
204136 FDOT - RSA Construc	3/1/19			Beginning Balance			-221,461.46
	3/31/19			Ending Balance			-221,461.46
204137 FDOT-Bldg 26 Demoli	3/1/19			Beginning Balance			-354,946.39
	3/31/19			Ending Balance			-354,946.39
204138 FDOT - Security & Infr	3/1/19			Beginning Balance			-87,257.55
	3/31/19			Ending Balance			-87,257.55
205122 Space Florida Contrib	3/1/19			Beginning Balance			-275,000.00
	3/31/19			Ending Balance			-275,000.00
272000 Retained Earnings	3/1/19			Beginning Balance			-1,650,010.42
	3/31/19			Ending Balance			-1,650,010.42

AIRPORT	TOTAL COST	FDOT FUNDING	FAA FUNDING	TCAA SHARE	FY 19	FY 20	FY 21	FY 22	FY 23	FY 24	FY 25	
X-21 ARTHUR DUNN	\$ 2,095,000	\$ 601,100	\$ 1,327,500	\$ 166,400	\$ 73,800	\$ 17,500	\$ 31,600	\$ 45,900	\$ -	\$ -	\$ -	
COI MERRITT ISLAND	\$ 7,903,057	\$ 1,485,473	\$ 6,033,651	\$ 383,933	\$ 120,707	\$ 134,973	\$ 55,000	\$ 4,700	\$ 1,800	\$ 50,000	\$ -	
TIX SPACE COAST	\$ 33,492,600	\$ 3,407,518	\$ 29,189,340	\$ 895,742	\$ 70,872	\$ 80,000	\$ 141,350	\$ 175,000	\$ 105,900	\$ 103,440	\$ 194,000	
SUMMARY COSTS	\$ 43,490,657	\$ 5,494,091	\$ 36,550,491	\$ 1,446,075	\$ 265,379	\$ 232,473	\$ 227,950	\$ 225,600	\$ 107,700	\$ 153,440	\$ 194,000	
					READY	PROGRAMMED	PLANNED	LONG RANGE PLANNING				
CIP - SAFETY, SUSTAINMENT & RESTORATION												
OPERATIONAL, SAFETY, PRIORITY	\$ 47,672	CAPITAL COSTS REQUIRED FOR M&R OF EXISTING FACILITIES			\$ 47,672	\$ -	\$ -	\$ -	\$ -	\$ -	\$ -	
INFRASTRUCTURE INVESTMENT	\$ 1,358,870	CAPITAL INVESTMENT IN AIRPORT IMPROVEMENTS TO INCREASE CAPACITY; PROJECTS ARE INDIRECTLY ASSOCIATED WITH INCREASED REVENUES			\$ 217,707	\$ 232,473	\$ 227,950	\$ 225,600	\$ 107,700	\$ 153,440	\$ 194,000	
TCAA CIP BUDGET	\$ 1,406,542				\$ 265,379	\$ 232,473	\$ 227,950	\$ 225,600	\$ 107,700	\$ 153,440	\$ 194,000	
CIP - REVENUE GROWTH PROJECTS												
REVENUE GROWTH (BUDGET ADD-ONS)	\$ 2,676,600	CAPITAL INVESTMENT THAT WILL DIRECTLY RESULT IN ADDITIONAL REVENUE			\$ 144,000	\$ 5,000	\$ 50,000	\$ 909,600	\$ 972,800	\$ 595,200	\$ -	
POTENTIAL REVENUE GROWTH	\$ 1,650,056				\$ 108,200	\$ 140,200	\$ 140,200	\$ 260,200	\$ 292,200	\$ 333,752	\$ 375,304	

OPERATIONAL, SAFETY, PRIORITY INFRASTRUCTURE IMPROVEMENT CREATES ADDITIONAL REVENUE		Funded (Year)	<div><div><div><div><div><div></div><div></div><div></div></div><div><div></div><div></div><div></div></div></div><div>TCAA CIP: Space Coast Regional Airport 3/18/2019 AM</div></div></div></div>											
PROJECTS	TOTAL COST		FDOT FUNDING	FAA FUNDING	FY 18	FY 19	FY 20	FY 21	FY 22	FY 23	FY 24	FY 25	DESCRIPTION	
Design and Construction: Rehab/Replace Reils**	2018		\$302,000	\$15,100	\$271,800	\$15,100								Replace REIL's on both runways. Total of 8. Existing REIL's are in poor condition and are a constant maintenance issue. Parts are very hard to find for repairs. Wait for FDOT to grant in place before starting design. Get the application into FAA in June.
RW 9-27 Signage Rehab	2019	\$103,200	\$8,256	\$92,880		\$2,064							Replace all airfield signs, panels and electrical components along the runway; sign bases are in serviceable condition and will remain in place.	
RW 18-36 Signage Rehab	2019	\$196,150	\$15,612	\$176,535		\$3,923							Replace all airfield signs, panels and electrical components along the runway; sign bases are in serviceable condition and will remain in place.	
Design & Construction: Airfield Lighting*	2018	\$2,244,250	\$179,540	\$2,019,825	\$10,000	\$34,885							Immeadiate need of the Airport. The project includes relocating the electrical vault and all airport lighting along RW 18-36, TW A and TW G (Future Partial Parallel Taxiway).	
Sub-Totals:		\$2,845,600	\$218,508	\$2,561,040	\$25,100	\$40,872	\$0	\$0	\$0	\$0	\$0	\$0		
Design and Construction: Demo Bldg 52	2017	\$60,000	\$30,000	\$0		\$30,000							Removal of a very old and dangerous hangar on the airfield. Project includes removal of the facility, site grading, and capping utilities.	
Design and Construction: CCTV and New Access Control		\$500,000	\$400,000	\$0				\$100,000					Phase 2 of Airport Security Program. Phase 2 consists of Access Control System, complete with gate controllers, monitoring database, badging system, etc.	
Design and Construction: RW 9-27 Rehab		\$4,000,000	\$320,000	\$3,600,000			\$80,000						Design and Construction of the removal of old shoulder pavement on RW 9-27. RW width was narrowed several years ago and the existing pavement was left in place. The pavement now has deteriorated extensively and causing FOD problems. Project would include removal of pavement, backfill of soil and regrading of pavement shoulders. No electrical or RW lighting improvements anticipated.	
Runway Length Justification Report		\$45,000	\$3,600	\$40,500						\$900			Phase 1 of RW 18-36 Extension. Include data collection and development of justification for runway extension	
Design: R/W 18-36 Extension		\$1,500,000	\$120,000	\$1,350,000							\$30,000		Phase 2 of RW 18-36 Extension. This project includes survey, geotech, permitting, and design of the extension and parallel TW.	
Construction: R/W 18-36 Extension		\$5,700,000	\$456,000	\$5,130,000								\$114,000	Phase 3 of RW 18-36 Extension. Construction, Construction Admin, and Inspection of the project.	
Design: TW G		\$315,000	\$25,200	\$283,500				\$6,300					Design of the future parallel TW G parallel to RW 18-36. This project will incorporate the proposed partial parallel taxiway as well as create a regional storm water facility on the west side of the airport for wildlife hazrd mitigation and deletion of several connector taxiways that are in severe cndition, non-compliant with the FAA's advisory circular and due for rehab.	
Construction: TW G		\$3,200,000	\$256,000	\$2,880,000					\$64,000				Construction of the above project.	
Airport Master Plan and ALP Update		\$265,000	\$13,250	\$238,500				\$13,250					Update the ALP to identify future development plans.	
EA: Extend T/W A		\$200,000	\$16,000	\$180,000					\$4,000				EA for extending TW A	
Design: Extend T/W A		\$400,000	\$32,000	\$360,000							\$8,000		Design of the extension of TW A to RW 18-36 north end. Aircraft utilizing the entire RW must currently back taxi on the RW to access the end. This creates a hazardous condition. To eliminate this condition TW A shall be extended to the RW end.	
Construction: Extend T/W A		\$4,000,000	\$320,000	\$3,600,000								\$80,000	Construction, Construction Admin, and Inspection only of TW A extension.	
Siting Study: New ATCT		\$90,000	\$7,200	\$81,000				\$1,800					Complete an FAA required siting study to determine the ideal location for the future ATCT.	
Short EA / Design: New ATCT		\$350,000	\$28,000	\$315,000					\$7,000				Short EA and Design services for the new ATCT. Existing ATCT is in poor condition. It was originally built as a temporary facility until a new facility could be built. The ATCT is located in prime location for future development.	
Construction: New ATCT		\$3,500,000	\$280,000	\$3,150,000						\$70,000			Construction, Construction Admin, and Inspection only of the ATCT.	
Design and Construction: South Apron Rehab		\$1,750,000	\$140,000	\$1,575,000						\$35,000			South Apron, Section 4215 will need to be resurfaced per the 2015 PCI. It was assessed with a PCI value of 50.	
Northeast Apron and Parking		\$3,272,000	\$261,760	\$2,944,800							\$65,440		Design and construct extension of TW B and adjacent new aircraft parking ramp.	
Rehab Fuel Farm		\$500,000	\$400,000	\$0					\$100,000				Design and construct new fuel farm on the south side of the airport.	
Obstruction Removal		\$1,000,000	\$80,000	\$900,000				\$20,000					Removal of all major obstructions on the Airport identified in previous study.	
Sub-Totals:		\$30,647,000	\$3,189,010	\$26,628,300	\$0	\$30,000	\$80,000	\$141,350	\$175,000	\$105,900	\$103,440	\$194,000		
Totals:		\$33,492,600	\$3,407,518	\$29,189,340	\$25,100	\$70,872	\$80,000	\$141,350	\$175,000	\$105,900	\$103,440	\$194,000		
Construct Apron and Hangar	2018	\$1,991,000	\$995,500	\$0		\$0							Design and Construct Hangar and Apron at VAC Campus; Private Funding for 50% match	
Design and Construction: West Apron Phase 2		\$1,000,000	\$800,000	\$0							\$200,000		Expansion of the west apron into the existing pond location. This project cannot be completed until the regional stormwater facility is completed because this impervious must be accounted for in the regional retention pond.	
Sub-Totals:		\$2,991,000	\$1,795,500	\$0	\$0	\$0	\$0	\$0	\$0	\$0	\$200,000	\$0		
Totals:		\$36,483,600	\$5,203,018	\$29,189,340	\$25,100	\$70,872	\$80,000	\$141,350	\$175,000	\$105,900	\$303,440	\$194,000		

OPERATIONAL, SAFETY, PRIORITY INFRASTRUCTURE IMPROVEMENT CREATES ADDITIONAL REVENUE		Funded (Year)			TCAA CIP: Merritt Island Airport 3/18/2019 AM									
PROJECTS			TOTAL COST	FDOT FUNDING	FAA FUNDING	FY 18	FY 19	FY 20	FY 21	FY 22	FY 23	FY 24	FY 25	DESCRIPTION
Replace PAPIs		2019	\$170,000	\$13,600	\$153,000		\$3,400							Existing PAPIs are non-operational and beyond repair. Replace both existing PAPIs, their foundations and bury new conduit with conductor. Minor vault modifications are necessary.
Design: Runway 11-29 Rehab		2018	\$65,056	\$3,253	\$58,550	\$3,253								Design and Bidding to remediate the settlement under Runway 11-29 and to rehab the paved section within the affected area.
Sub-Totals:			\$235,056	\$16,853	\$211,550	\$3,253	\$3,400	\$0	\$0	\$0	\$0	\$0	\$0	
Access Control System			\$250,000	\$200,000	\$0				\$50,000					Phase 2 of Airport Security Program. Phase 2 consists of Access Control System, complete with gate controllers, monitoring database, badging system, etc.
Mitigation Maintenance and Monitoring			\$120,000	\$9,600	\$108,000		\$2,400							Continuation of mitigation maintenance and monitoring
North Area Sec. and Inf.		2016	\$949,000	\$759,200	\$0		\$94,900	\$94,900						Update: Project was bid and submitted for 100% FAA funding on October 31st. FAA funding requires additional design and Environmental Assessment as opposed to State funding. The State already paid 80% of design and bidding. This will result in no local cost under the FAA Supplementary Funding Bill. Construction is expected to start in July 2019. Heavy civil project on the north side of the airport. Scope includes removal of septic systems, construction of regional storm water pond, sanitary colleciton and forcemain, fencing upgrades and other drainage improvements.
Design: Rehab South Apron		2019	\$270,000	\$13,500	\$243,000	\$13,500								Existing apron is in poor condition and needs to be rehabilitated. PCI is in the very poor category based on 2012 inspection report. In addition, the existing apron is built below the flood plain and must be raised. Milling and resurfacing is planned with overbuild in areas below Flood Plain.
Construction: Rehab South Apron & RW 11-29		2019	\$3,004,001	\$240,320	\$2,703,601		\$20,007	\$40,073						Same as above.
Airport Master Plan and ALP Update			\$235,000	\$18,800	\$211,500				\$4,700					Update the master plan and ALP to reflect the updates and vision of the airport.
Design and Construction: Runway 11-29 Rehab			\$2,500,000	\$200,000	\$2,250,000						\$50,000			Mill and resurface the RW. The 2012 PCI was satisfactory however the report indicates it will need to be resurfaced in 2020. The programmed cost includes \$1M for remediation of the subsistance (dip) near the RW29 aiming points.
Land Acquisition			\$250,000	\$20,000	\$225,000			\$5,000						Triangle Parcel near south entrance. 2.44 acres. Parcel ID: 25-36-01-53-B.1
WHMP			\$90,000	\$7,200	\$81,000					\$1,800				Wildlife hazard management plan to address birds and other wildlife that have made negative impacts on the safety of the airport.
Sub-Totals:			\$7,668,001	\$1,468,620	\$5,822,101	\$13,500	\$117,307	\$134,973	\$55,000	\$4,700	\$1,800	\$50,000	\$0	
Totals:			\$7,903,057	\$1,485,473	\$6,033,651	\$16,753	\$120,707	\$134,973	\$55,000	\$4,700	\$1,800	\$50,000	\$0	
Design and Construction: FBO Terminal Bldg			\$1,876,000	\$1,500,800	\$0				\$0					Phase 1A of a multi-phase/year approach to remove an older hangar which is currently penetrating the part 77 surfaces. This project includes constructing a facility for the public to have an FBO on the east side of the airport. Approximately 4,000 sf. of office space and 8,000 sf of hangar space.
Design and Construction: Maintenance Hangar (FBP)			\$896,000	\$448,000	\$0			\$0						Phase 1B of a multi-phase/year approach to remove an older hangar which is currently penetrating the part 77 surfaces. This project includes constructing a facility for the public to have an FBO on the east side of the airport. Approximately 4,000 sf. of office space and 8,000 sf of hangar space.
Design: Port-A-Port Hangar Replacement		2018	\$131,100	\$104,880	\$0	\$26,220								Eight (8) Port-A-Port style hangars are shown as Existing Item number 23 on the Airport's approved Layout Plan and identified for demolition and replacement under the future building data table as Item J. Eight (8) Box Hangars, 35' x 42' with 22' maximum height). The Port-A-Port hangars have surpassed their expected service life where the cost to repair or rehabilitate has exceeded more than 50% of the value of the structures.
Construction: Port-A-Port Hangar Replacement		2018	\$1,440,000	\$1,152,000	\$0	\$144,000	\$144,000							Construction of above project
Design and Construction: Hangar (SCH)			\$1,348,000	\$1,078,400	\$0				\$269,600					Phase 3 of a multi-phase/year approach to remove an older hangar which is currently penetrating the part 77 surfaces. The hangar that Sebastian Communications (SC) currently operates from is in very poor condition, it is beyond the building restriction line and it penetrates the Part 77 surface. The construction of a new hangar in the appropriate location will resolve all of these issues. The Airport has determined in previous analysis by others that the appropriate size of this hangar should be nearly 70' by 70'. The ALP identifies a corporate hangar to be constructed. Approximately 5,000 sf of hangar and office space.
Design and Construction: North Apron			\$1,914,000	\$1,531,200	\$0					\$382,800				Phase 4 of a multi-phase/year approach to remove an older hangar which is currently penetrating the part 77 surfaces. This project would demolish the existing hangar vacated in Phase 3 and provide construction of new apron and rehabilitation of adjoining pavements that are in poor condition. This project will serve the increasing public requirement for additional apron space near the FBO.
Design and Construction: Box Hangars			\$1,546,000	\$1,236,800	\$0						\$309,200			Phase 5 of the multi-phase/year approach is to add Box Hangars. Merritt Island Airport currently has a waiting list for general aviation storage hangars that has 117 people in it as of September 2014. This project will provide a small relief to the list. The top person on the list has been waiting since 2008.
EA: Taxilane Development			\$250,000	\$20,000	\$225,000			\$5,000						EA for Alternative A T-Hangar Development
Design and Construct: Taxilane Development			\$2,500,000	\$200,000	\$2,250,000			\$50,000						Design and Construction of the taxilane(s) for entire development
Fuel Farm Design and Construction			\$450,000	\$360,000	\$0					\$90,000				New fuel farm on the south side of the airport.
Design and Construct: T-Hangar Development (16 Units)			\$3,200,000	\$2,560,000	\$0				\$640,000					Design and construction of 16 T-Hangars
Sub-Totals:			\$15,551,100	\$10,192,080	\$2,475,000	\$170,220	\$144,000	\$5,000	\$50,000	\$909,600	\$472,800	\$309,200	\$0	
Totals:			\$23,454,157	\$11,677,553	\$8,508,651	\$186,973	\$264,707	\$139,973	\$105,000	\$914,300	\$474,600	\$359,200	\$0	

OPERATIONAL, SAFETY, PRIORITY	Funded (Year)	<div><div><div></div><div>TCAA CIP: Arthur Dunn Airpark 3/18/2019 AM</div></div></div>											
INFRASTRUCTURE IMPROVEMENT													
CREATES ADDITIONAL REVENUE													
PROJECTS		TOTAL COST	FDOT FUNDING	FAA FUNDING	FY 18	FY 19	FY 20	FY 21	FY 22	FY 23	FY 24	FY 25	DESCRIPTION
Replace PAPIs	2019	\$170,000	\$13,600	\$153,000		\$3,400							Existing PAPIs are non-operational and beyond repair. Replace both existing PAPIs, their foundations and bury new conduit with conductor. Minor vault modifications are necessary.
Sub-Totals:		\$170,000	\$13,600	\$153,000	\$0	\$3,400	\$0	\$0	\$0	\$0	\$0	\$0	
Access Control System		\$150,000	\$120,000	\$0				\$30,000					Phase 2 of Airport Security Program. Phase 2 consists of Access Control System, complete with gate controllers, monitoring database, badging system, etc.This project will be combined into a future larger project across all 3 airports.
Design: Various Apron and T/W Rehab		\$80,000	\$6,400	\$72,000				\$1,600					Design services for the rehabilitation of multiple pavement areas identified in the 2012 PCI report as needing immediate repair. Repair is anticipated to be milling and resurfacing.
Construction: Various Apron and T/W Rehab		\$720,000	\$57,600	\$648,000					\$14,400				Construction, Construction Admin, and Inspection of milling and resurfacing of various pavements on the airfield.
Design and Construction: Turf Runway Stabilization		\$350,000	\$17,500	\$315,000			\$17,500						Existing turf RW is heavily used. Complaints from users about the smoothness of the surface have been expressed. Areas of the surface will need to be regraded and compacted for long term use. The tansion as the turf runway crosses pavement areas is a concern and needs attention. Look at adding orange cones for utility runway visibility.
ALP Update with Narrative		\$75,000	\$6,000	\$67,500					\$1,500				ALP update with Narrative to focus on the airport development plans.
Airfield Marking Rehab	2019	\$80,000	\$4,000	\$72,000		\$6,400							Inspections have indicated degraded markings on the airfield for 2 years. The project scope will remove and replace all airfield markings.
Maintenance Building	2019	\$320,000	\$256,000	\$0		\$64,000							Design, bidding and construction of an airfield maintenance building necessary to store equipment and tools.
Rehab Signage and Vault		\$150,000	\$120,000	\$0					\$30,000				The electrical vault and airfield signage are in poor condition and past their useful design life; the scope of the project is to replace the existing airfield signage and reconstruct the electrical vault in an adjacent location.
Sub-Totals:		\$1,925,000	\$587,500	\$1,174,500	\$0	\$70,400	\$17,500	\$31,600	\$45,900	\$0	\$0	\$0	
Totals:		\$2,095,000	\$601,100	\$1,327,500	\$0	\$73,800	\$17,500	\$31,600	\$45,900	\$0	\$0	\$0	
Design and Construction: 3-Hangar Addition		\$430,000	\$344,000	\$0							\$86,000		Design and Construction of 3 hangars at X21 to support growth and demand of aviation tenant space.
Design and Construction: Corporate Hangar		\$2,500,000	\$2,000,000	\$0						\$500,000			Design and Construction of corporate hangar under 12,000SF to support growth and demand of aviation tenant space.
Sub-Totals:		\$2,930,000	\$2,344,000	\$0	\$0	\$0	\$0	\$0	\$0	\$500,000	\$86,000	\$0	
Totals:		\$5,025,000	\$2,945,100	\$1,327,500	\$0	\$73,800	\$17,500	\$31,600	\$45,900	\$500,000	\$86,000	\$0	