



# THE CORSAIR

*IPMS Phoenix / Craig Hewitt Chapter*

## President's Message

Hello, everyone. First, some pretty good news. The urgency to find a new location has dropped a bit with the news that we probably have at least a year before anything happens. As I understand it, the long-term lease the American Legion had on the property has expired. The property is owned by the City of Phoenix. As you may have noticed, the area around the Legion Post is being 'gentrified,' with new buildings going up everywhere. That's the plan for the property there, too. It seems that the city is working with a developer to have a multi-story building designed and built. It is expected that the design process and associated approvals will take at least a year, maybe longer. Current plans are for the Legion to occupy the ground floor of the new building. As yet, we have no idea what that footprint would be and whether they would have meeting space sufficient for our needs then. Of course, we would have to relocate during the construction phase, even if the new building can accommodate us. So, the search will continue, just not with the spectre of Chicken Little hanging over our heads.

Thanks to everyone who stepped up and volunteered to participate in the committees we have working now. I think we could probably use a couple of more people working with Laurie Rice-Henthorn on the Annual Party Location committee. If you'd like to help out, please let me know.

Our seminar this month will be delivered by Scott Cohen on How to Do Research. I know I sometimes wind up spending an inordinate amount of time researching a model. For one, I'm easily distracted (did someone say 'Squirrel?'). Also, I simply find it enjoyable reading through the history of whatever subject I'm looking to work on next. Probably has something to do with my slow production rate, come to think of it.

This month's contest is 'Hollywood,' so anything that is from a movie or a TV show qualifies. See you on the 4<sup>th</sup>.

## THIS ISSUE

|  |    |
|--|----|
| January Contest Photos.....            | 4  |
| January Raffle winners.....            | 8  |
| Aviation Museum by Brian Baker.....    | 10 |
| German Missiles of WW2 by Jim Pearsall | 15 |
| Club Contest Themes.....               | 17 |
| Editors Corner.....                    | 18 |
| Club Meeting Calendar.....             | 25 |
| Raffle Update & Upcoming Events.....   | 26 |
| Website References .....               | 28 |
| Contest Points Overview.....           | 30 |



# THE CORSAIR

*IPMS Phoenix / Craig Hewitt Chapter*

## Secretaries Report

IPMS Minutes January 2020

Meeting was called to order at 7:00pm

Steve welcomed every to 1<sup>st</sup> meeting of 2020 and wanted to know "Where was his flying car?"

Don list of kits that were available in the raffle and that some of kit included paints provided but Tru-Color paint. In addition, Don mentioned if use Tru-Colors Paint in your model build, consider sharing your working in their website gallery

There was one guest for this month meeting Nancy Gibson from Casa Grande was attending with her son.

**Treasure Report:** Bill Dunkel stated that club was liquid\ a good state. He had completed the numbers for Modelzona and club cleared \$2500.00 from the event.

**Membership Coordinator:** Lyn Gorton reminded everyone we are new year and dues for club due. Corsair, if you are paid member and are not receiving the please contact Lyn so he can add or validate your email address. He also asked everyone please sign the sign sheet he has position on the back. He had created nice sign in board so there is need to pass the sheet around. You can come through the door, walk up to the sign in sheet, make your mark, then talking to your fellow modelers.

**Chapter Contact:** Nothing to report other than we are looking for a new Chapter Contact.

Member At Large:

Old Business: NONE

**New Business:**

### **Of the Year Awards**

- Member of the Year: Lyn Gorton
- Modeler of the Year: Craig Brown
- Rookie of the Year: Laurie Henthorn

**Modelzona** – The 2019 Modelzona host Red Mountain Community Church for 2019 has requested a donation in the amount \$500.00 for the club. Steven Collins called for Motion, Mike? Second the Motion and club voted yes to donation.

Steve wants to form 5 new committees

- New location (central) for monthly club meeting. (we have vacate the Legion date TBD)
- New location for Modelzona
- Modelzona Rules and Categories
- Annual Party location (He would like the location known by May 2020)
- Constitution and Bylaws (review and update existing documentation)



# THE CORSAIR

*IPMS Phoenix / Craig Hewitt Chapter*

## **Secretaries Report**

**Monthly Contest:** Pat Arnold theme was open (anything). Next month Hollywood

Winner: Chris Porsche – Ork Dakka Jet

Other Business:

Hal – Mention that the club members Kevin Wenker and Jim Stute were featured in the current Fine Scale Modeler. He also talked about two motorcycle models the Jeff Alderman brought to meeting this evening. Car modeler club has open meeting for anyone like to participate their meetings are 2<sup>nd</sup> Wednesday of the month.

Dan Baker – Talked about upcoming Desert Scale Classic being held at the Deer Valley Community Center April 18, 2020. The Classic runs from 8am – 5pm with free BBQ following. Dan asked if club would be willing give \$300.00 sponsorship, this would make IPMS Phoenix/Craig Hewitt Chapter a major sponsor.

Lyn Gorton motioned the club provide sponsorship. Motion was second

Discussion:

What portion of the event's budget is covered by the \$300.00? Dan stated the \$300 represents 15% of the operation cost.

Does the club do the same for other clubs? Yes

Does the club have the money? Yes

Club voted to sponsor the Desert Scale Classic for \$300.00.

Seminar:

Stuart Bricker – Demonstration of tips and tools he uses for builds.

## January Models(Anything Goes)





## January Models(Anything Goes)



Winner Chirs Porche with his Ork Dakka Jet



## January Models(Anything Goes)





## January Models(Anything Goes)



## January Raffle Winners





## January Raffle Winners



## THE MILITARY AVIATION MUSEUM, VIRGINIA BEACH, VA.

### BRIAN R. BAKER

On 23 November 2019, I visited the Military Aviation Museum in Virginia Beach, VA. I was on a trip with my two sons, Joe and Jim, the main objective of which was to visit the National Air and Space Museum in the DC area. I had a grandson living near Norfolk, VA, so we stayed there after visiting the NASM, and afterwards, we visited the Military Aviation Museum. I had never heard of this museum before, and was very surprised to see the collection of aircraft there.

The museum is situated on a small airport in rural Virginia, with a grass runway that must have been about 5000 feet long. There were about five hangars, some being used for aircraft restoration and maintenance, but three of them were full of the museum's collection. We took a guided tour, and were allowed pretty much free run of the place. It was a cat in a fish market situation. Many of the planes are flyable, and while there, I bought a CD taken during one of their air shows, where people could watch and get very close to the airplanes on display. I will be happy to show the video at an IPMS meeting in the future, as it shows many of the airplanes in flight. But that's another story.

One thing that surprised me was the display of "Luft 46" full scale aircraft models. I could identify only a few of them, but they were mainly hanging up above the other displays. None of these aircraft was ever built and test flown, but they are certainly interesting.

This museum was established by a guy who must have had a lot of money, and he has a lot of volunteers who help restore and maintain the aircraft, and to be honest, the museum is about the best I've seen, although the planes are really packed into the hangars, and it is difficult to get really good photos of many of them. On the following Pages are a small selection of some of the aircraft on display. Enjoy.















Many thanks to Brian for sending this article in




## German Guided Missiles of World War II

### Jim Pearsall

Here's another interesting and informative book by Steve Zaloga. He has done a few books for Osprey. By my count (from Wikipedia) this is his 27<sup>th</sup> Osprey title. He's doing it right.

#### CONTENTS

Introduction  
 Antiship Missiles  
 Fritz-X  
 Hs 293  
 Flak Missiles  
 Unguided Flak Rockets  
 Flak Missiles  
 Rheinmetall Borsig Rheintochter  
 Henschel Hs 117 Schmetterling  
 Messerschmitt Enzian  
 Wasserfall  
 Air-to-Air Missiles  
 Antitank Missiles



Since Mr. Zaloga has already done Osprey books on the V-1 and V-2, these missiles are not covered in this book. But what is covered are those projects which barely made it to operational status, or weren't quite ready when VE day occurred.

#### Antiship Missiles

The coverage of the Fritz X and the HS 293 is very good, giving an excellent idea of how the guidance systems were developed and how effective they were. There's a table with the ships sunk or damaged by these missiles. There are 44 entries on the list, and 22 were sunk, 22 damaged. In the text it's shown that several of the damaged ships were not sunk because the missile passed completely through the hull, failing to explode. Another reason for low success numbers was that the Allies quickly developed jammers for the radio control systems for these missiles. One "missile" mentioned is the Mistel, a Ju-88 flown to the target by an attached fighter, FW-190 or Bf-109. I learned that later Mistels were radio controlled from the "parasite" fighter. There's a lot of great information in this book.



#### Flak Missiles

Anti-aircraft missiles had a difficult development. The problem wasn't technical, it was political. With the war going well in September of 1941, Hitler ordered the cessation of all long-term development programs. This included Flak missiles. When it became obvious that anti-aircraft guns were not working against high flying night bombers, Hitler ordered the deployment of Nebelwerfer artillery rockets to defend the Ruhr industrial region against bombers. This didn't work because the Nebelwerfers didn't have the range or speed to engage aircraft. There were four guided missile development programs which received support and funding from the Luftwaffe. They were the subsonic Henschel Schmetterling, the Rheinmetall-Borsig Rheintochter, the Messerschmitt Enzian and the supersonic Wasserfall, which was based on the V-2.

Mr. Zaloga does a very good job of showing how these projects suffered delays from many factors, including, low priorities early on, material failures, and the fact that Allied bombing made manufacturing difficult.



## German Guided Missiles of World War II

### Jim Pearsall

#### OVERALL EVALUATION:

Highly recommended. This part of the Luftwaffe's offense and defense later in the war has not been thoroughly covered before, and this book brings a lot of great information to the reader.

Many thanks to Osprey Publications for this outstanding book, and to IPMS USA for allowing me to review it.




The Hs 293A-1 was the standard production version of this missile and the second most widely produced German missile of World War II, after the FZG-76/V-1 cruise missile.

Fighter production had priority over Flak missiles, so many designs were obliged to use wood instead of aluminum where possible. This is evident on the wings of this Rheintochter I on display at the Udvar-Hazy Center of the National Air and Space Museum. (Author)



26



The C2 Wasserfall bore a strong family resemblance to the A-4/V-2 ballistic missile but was considerably smaller, with mid-fuselage wings and enlarged control surfaces on the tail. This is the standard W5 configuration after the mid-body wings had been reduced to a smaller trapezoidal shape.



The test versions of the Enzian Flak missile used a modified 88mm Flak gun mount with a 6m launch rail.

# *2020 Club Contest Themes*

## **2020 Club Contest Themes**

**January:** OPEN (Anything you like)

**February:** Hollywood (Anything from movie or TV show)

**March:** Competition Vehicles (Anything Built For Racing)

**April:** Sci Fi/Fantasy

**May:** Getting Wet (Anything to do with Water)

**June:** Battle of Britain

**July:** Red, White & Blue (Must have all 3 colors on model)

**August:** Swap Meet

**Note there will be no competition due to the Swap Meet**

**September:** Vietnam (50th Anniversary of last major land battle in VN)

**October:** Coming In Hot (Anything made primarily for speed)

**November:** Personal relationship with subject

**December:** "White Elephant"

**Note there will be no competition due to the White Elephant**





# EDITORS CORNER

## BY LYN GORTON

### Some letters and comments on last months Corsair

Hi All!

Once again, I'm in the back of the Hall with George Toro judging the monthly kits! George and I will be Co-Chairing the Judging for this year to ensure cohesion throughout 2020. Any questions, feel free to hunt us down.

Anyway, just wanted to send out within a week of the meeting (Huzzah for me!) **congrats** again to Chirs Porche for winning the advanced category in the January Contest with his Ork Dakka Jet! Nice work, Chris!

As always, you make our job judging more difficult by displaying your talents and skills every month. Keep it up! I would like to encourage other Members who may feel that their skills don't meet advanced status to bring up their builds and submit them in the Novice category. We didn't have anyone entering anything in this category for January and I'd like to see a few of you out there bring in something for the February meeting, which is Hollywood (anything that has been in movies or TV shows).

Again, thank you all for making our job back there hard! Keep up the good work, and I'll see you all in February!

Pat Arnold

On your glue article. For the past several years I have been using pure MEK from the hardware store instead of Microweld or other solvents for plastic models. It is LOTS cheaper and works just as well. A quart can will last years.

Brian Baker

Also check out the web reference page as there are a few new links that our members have sent in. If you have a link that you use for whatever reason just send it to me with a brief description of what you use it for so we can all share it.

Editor



# EDITORS CORNER

## BY LYN GORTON

### Storage is often a Space Story

Storage is often a problem with finished models and to overcome this I recently purchased some display cabinets from Ikea.

I am not a big fan of Ikea as on my first visit to the store in Scotland I found it very frustrating when I could not get out without walking the entire store.

There is a rumor (unconfirmed) that their meatball specialty is actually made from shoppers who became trapped in the stores.

I bought my cabinets online and did not even have to go into the bowels of the store as they have set up a collection point just inside the door. A huge incentive for me.

Anyway I digress, I am very pleased with the self assembly cabinets with one exception, and that is the shelves are fixed and can not be moved which is OK if you have larger items to display but a waste of space if you for instance you model aircraft smaller than 1/32 or cars.

I decided to add some shelves to the unit myself using the following method.



As you see from this picture there is a lot of wasted space within the cabinet so I added three more shelves leaving the bottom shelf in place to accommodate the occasional diorama with trees/buildings that may be slightly taller.

I used actual glass for my shelves but if you don't feel confident about cutting glass then polished Perspex would do just as well—most models are not heavy so that is not a problem, the shelves are about 15 inches by 11.75 inches. I found glass in Home depot that was 12 by 16 so I just cut it to size.

The next thing was to find a means of supporting the shelves. I latched on to These things that are used to secure wire rope, I disregarded the big clunky thing and just attached the anchors to the internal wire ladder of the cabinet





# EDITORS CORNER

## BY LYN GORTON

### Storage is often a Space Story

Once I had all the anchors in place and checked with a spirit level I added some soft pads to the parts where glass would touch metal.

I used some soft self adhesive Velcro bits that I had lying around but there are a host of 3M products that could do the job, the main thing is to have some cushioning between your glass shelf and the metal anchor



The shelves were then inserted along with the original ones thus doubling my storage and display capacity. It cost approximately \$15 per cabinet to add three shelves per cabinet and I am very happy with the outcome. If you have done something similar why not share your ideas with the rest of the club by writing a short article for the Corsair





# EDITORS CORNER

## BY LYN GORTON

### Storage is often a Space Story

The completed cabinet and a picture of all three together





# EDITORS CORNER

## BY LYN GORTON

Another interesting seminar took place at the meeting in January when Stuart Bicker demonstrated a variety of materials and techniques that he uses when building models.

I encourage you all to take in these seminars when they are available as you never know what you may learn even if the core subject is not what you usually build there is a wealth of good ideas for everyone to use .



# Membership

**Club subscriptions are now due** and I would urge you to make sure that you renew in the next two months before your membership lapses.

On the next page you will see all of the benefits that you have as a member in good standing, which you are if you have renewed your subscription.

**The Club Charter states that only members in good standing have the right to vote on Club initiatives, to win the monthly contests and to receive the monthly Club newsletter (The Corsair)**

A list of MIGS is supplied to the contest chair each month to ensure that only those who are in good standing are considered for prizes.

If you attend the monthly meetings then I have highlighted those who need to renew on the sign in sheet as a reminder.

I will also be shortly sending out reminder emails to those of you who are in danger of lapsing.

For those of you that do not attend the meetings you can mail a check direct to our treasurer “Bill Dunkle” you can contact him via the club website <http://www.ipms-phoenix.com/> and I am sure he will give you mailing instructions.

As we are now looking for a new meeting venue I remind you that nothing in this world is free and your subscriptions are vital to enable us to continue to have a place to meet that is central to our membership ie in and around Phoenix.

We are a large club and I would prefer not to become too draconian on the whole subject of club dues so I will not spend a year chasing people for their subscriptions. If you are not a migs once a quarter of the year has gone then you will be deemed not in good standing and lose your benefits accordingly

Lyn Gorton (Membership Chair)



# Membership

**For only \$1 a month you get all of this**

- . Monthly club newsletter**
- . Discounted club T-shirts**
- . Modelzona**
- . Monthly Raffle Prizes**
- . Monthly contest awards**
- . Annual club Christmas party**
- . And more**

**Remember that you have to be a member **in good standing** to enter and win competitions, get a copy of the monthly newsletter sent directly to your email, and vote for anything that the club brings to the table.**

**So Make sure to see Treasurer,  
“Bill Dunkle”, at the club meeting to sign up  
for membership**

**2020 CLUB MEETING CALENDAR**

All meetings held at American Legion Post #1, 364 N. 7th Ave., Phoenix, AZ 85003

**JANUARY 2020**

Tuesday 7th, 7pm  
Seminar/Speaker: Materials and  
Technique/Stuart Bricker

**JULY 2020**

Tuesday 7th, 7pm  
Seminar/Speaker:

**FEBRUARY 2020**

Tuesday 4th 7pm  
Seminar/Speaker: How to do  
Research/Scott Cohen

**AUGUST 2020**

Tuesday 4th, 7pm  
Seminar/Speaker:

**MARCH 2020**

Tuesday 3rd, 7pm  
Seminar/Speaker:

**SEPTEMBER 2020**

Tuesday 1st, 7pm  
Seminar/Speaker:

**APRIL 2020**

Tuesday 7th 7pm  
Seminar/Speaker:

**OCTOBER 2020**

Tuesday 6th, 7pm  
Seminar/Speaker:

**MAY 2020**

Tuesday 5th, 7pm  
Seminar/Speaker:

**NOVEMBER 2020**

Tuesday 3rd, 7pm  
Seminar/Speaker:

**JUNE 2020**

Tuesday 2nd, 7pm  
Seminar/Speaker:

**DECEMBER 2020**

Tuesday 1st, 7pm  
Event: *White Elephant*



## February Raffle Items

Tickets are \$1 or six for \$5.

- Item A: Trumpeter 1/700 USS Alabama BB-60
- Item B: Hasegawa 1/200 Space Shuttle & Hubble Telescope
- Item C: Hobby Boss 1/72 American UH-34D Choctaw
- Item D: Trumpeter 1/35 British Challenger II
- Item E: Tamiya 1/48 Mitsubishi A6M2 Zero Fighter
- Item F: Revell 1/72 C-54D Skymaster
- Item G: SJR Models 1/25 1977 Chevy Monte Carlo Jr. Johnson
- Item H: New Item from Hobby Depot

## UPCOMING EVENTS

**April 18th—Desert Scale Classic**

**November 7th—Modelzona**

## IPMS Phoenix / Craig Hewitt Chapter

### 2020 Chapter Officers

The club meets at 7pm on the first Tuesday of each month at the American Legion Post #1 in Phoenix. Check the club website at [www.ipms-phoenix.org](http://www.ipms-phoenix.org) for more meeting info.

#### **American Legion Post #1**

364 N. 7th Ave.  
Phoenix, AZ 85003

The post is located South of I-10 just a few blocks North of Van Buren. Look for the huge American flag.

|                         |                     |   |
|-------------------------|---------------------|---|
| President.....          | Steve Collins.....  | <a href="http://www.ipms-phoenix.com/">http://www.ipms-phoenix.com/</a> |
| Vice President.....     | Don Stewart .....   | <a href="http://www.ipms-phoenix.com/">http://www.ipms-phoenix.com/</a> |
| Secretary .....         | John Carroll .....  | <a href="http://www.ipms-phoenix.com/">http://www.ipms-phoenix.com/</a> |
| Treasurer .....         | Bill Dunkle.....    | <a href="http://www.ipms-phoenix.com/">http://www.ipms-phoenix.com/</a> |
| Member At Large.....    | Stuart Bricker..... | <a href="http://www.ipms-phoenix.com/">http://www.ipms-phoenix.com/</a> |
| Membership Chair.....   | Lyn Gorton.....     | <a href="http://www.ipms-phoenix.com/">http://www.ipms-phoenix.com/</a> |
| Webmaster.....          | Tim Bongard.....    | <a href="http://www.ipms-phoenix.com/">http://www.ipms-phoenix.com/</a> |
| Newsletter Editor ..... | Lyn Gorton .....    | <a href="mailto:lyngorton@hotmail.com">lyngorton@hotmail.com</a>        |





## January, 2020

### Military

1. 1297: German: Dunkelgrün 71
2. 1298: German: Graugrün #74
3. 1299: German: Grauviolett 81
4. 1300: German: Hellblau 78
5. 1301: German: Braunviolett 81
6. 1302: German: Hellgrün 82

### Structure/Infrastructure

1. 455- Matte Exterior Wall: Salmon Pink
2. 456- Matte Exterior Wall: Rich Clay

### Automobile

1. 565- Imron Pale Yellow (for Fire Equipment)
2. 566- Military Green (for Fire Equipment)
3. 567- Forest Service Mint Green (for 2008-2012 Mercedes-Benz)

## February, 2020

### Military

1. 1303: German: Dunkelgrün 83
2. 1304: German: Sandgelb 1
3. 1305: German: Sandgelb 2
4. 1306: German: Olivgrün 80
5. 1307: German: Schwarzgrau 66
6. 1308: German: Lichtblau 76
- 7.

We are always open to new ideas for paints. If there are colors that you need but aren't made, shoot us an email at [tru.colorpaint1@yahoo.com](mailto:tru.colorpaint1@yahoo.com). If we can find enough information on the color, we could put it in the next year's product schedule.



## Useful Links

|  |   |
|--|---|
| Bjorn Jacobsen—Aircraft Dioramas   | <a href="http://www.dioramas-and-models.com">www.dioramas-and-models.com</a>                    |
| Plasmo—good visual instructions on “You Tube”                                    | just search for plasmo  |
| Kittyhawk replacement parts  | <a href="mailto:Sophialynn@gmail.com">Sophialynn@gmail.com</a>                                  |
| Trumpeter replacement parts  | <a href="mailto:Joanna@trumpeter-china.com">Joanna@trumpeter-china.com</a>                      |
| Special Hobby  | <a href="http://www.specialhobby.Ev/contact">www.specialhobby.Ev/contact</a>                    |
| Tamiya—US  | <a href="mailto:support@Tamiya.com">support@Tamiya.com</a>                                      |
| <a href="mailto:MRCsupport@modelrectifier.com">MRCsupport@modelrectifier.com</a> |   |
| Rivet detail and schematic drawings  | <a href="http://www.airwar.ru">www.airwar.ru</a>  |
| Fine Scale modeling techniques   | <a href="http://paulbudzik.com">http://paulbudzik.com</a>                                       |
| “How to “Videos  | <a href="https://www.youtube.com/Andyshobbyheadquarters">Youtube.com/Andyshobbyheadquarters</a> |
| Online magazine for all things avionic   | <a href="http://www.wingleadermagazine.co.uk">www.wingleadermagazine.co.uk</a>                  |
| Sky Harbor Informational site  | <a href="http://www.visitingphx.com/index.html">http://www.visitingphx.com/index.html</a>       |
| Military Colors And Camouflage   | <a href="http://www.theworldwars.net/resources/">http://www.theworldwars.net/resources/</a>     |

If you have a good reference site let me have a brief description and a web address and we will keep this list as a reference.


## Join the **IPMS/USA!**

\$30 annual membership includes a one year subscription to the IPMS Journal. Visit [www.ipmsusa.org](http://www.ipmsusa.org) to download a membership form. Or you can write to:



IPMS/USA PO Box 1411  
Riverview,  
FL 33568-1411

Membership also gives you access to the online Discussion Forum, where you can exchange ideas and information with other members of IPMS.



## CONTENT NEEDED!!!!

The Corsair needs your help! To keep this newsletter filled with all the great content, I need your help with content. Here are some useful items that I can use to put together future issues each month:

- Kit reviews/In-box reviews
- Website links
- Modeling related articles
- Commentary and featured columns
- Neat, strange or otherwise shareable pictures
- Book reviews
- Trip and vacation write-ups

Anything you have can be used. Don't hesitate. Even a few paragraphs are great.







## CONTESTS POINTS AWARD SYSTEM

### Monthly meetings:

Entering 5 pts

Best Senior Theme 15 pts

Best Junior Theme 10 pts

Best Misc 10 Pts

Judging 5 pts

Monthly Seminar 15 pts

### Modelzona

Entering 10 points

1st 30 points

2nd 20 points

3rd 15 points

Best O.O.B 10 points

Best Category 40 points

Theme Award 20 points

Best in Show 70 points

Spectators Choice 60 points

Judging 20 points

### IPMS Nationals

Entering 10 p

1<sup>st</sup> 50 pts

2<sup>nd</sup> 40 pts

3<sup>rd</sup> 30 pts

Best OOB 25 pts

Best of Category 100 pts

Theme Award 40 pts

# SUPPORT YOUR LO-



RIGHT  
STUFF,  
RIGHT PRICE

[www.thehobbydepot.com](http://www.thehobbydepot.com)

216 W. Southern Ave.  
Tempe, AZ 85282



**Rhino's**  
Hobby Tools  
& More

Rhino's Hobby Tools & More

Michael Ronnau  
cactus\_rhino@cox.net

[www.airline-hobby.com](http://www.airline-hobby.com)

*Your One Stop Source for  
Scale Model Airliner Kits, Decals,  
Diecasts and Accessories*

**HOBBY BENCH**

2 Great Locations!

8058 N. 19th Ave.  
NW corner  
19th Ave. & Northern  
602-995-1755

4240 W. Bell Rd.  
NE corner  
43rd Ave. & Bell  
602-547-1828

**WAR BOOKS**  
AND HOBBIES

KEITH PEIPER, MANAGER

(480) 994-2263

AVALON\_WAR\_BOOKS@YAHOO.COM

**WE BUY COLLECTIONS**

**space in miniature**

Space modeling reference books  
by Mike Mackowski.

[www.spaceinminiature.com](http://www.spaceinminiature.com)



THE MAD MEATBALL

MIKE CHOLEWA

602-944-4096

"DEALER IN PRE-OWNED PLASTIC"

12629 NORTH 21ST DRIVE PHOENIX, AZ 85029



**ANDY'S HOBBY  
HEADQUARTERS**



15224 N. 59th Avenue, Suite 12  
Glendale, AZ, 85306  
tel. (602) 439-1456



**Tru-Color Paint**

Model Railroad, Automobile,  
and Building Paint

**Scott Cohen**

Marketing, Finance, Product Development,  
Supply Chain, Inventory & QC/QA

Post Office Box 74524  
Phoenix, AZ, 85087-4524  
tru.colorpaint1@yahoo.com

Sales: (714) 488-9779

Info: (623) 551-2548

[www.trucolorpaint.com](http://www.trucolorpaint.com)