



# The Village Idiot

## Newsletter of the Barony of Windhaven

### February ASL

#### **Minutes of the December Business Meeting**

January 17, 2016

3pm Pizza King, Appleton

**Next Meetings:** Sunday February 7<sup>th</sup>, 3pm Waverly Masonic Lodge- Games and Sewing starting at 11am; Sunday March 13<sup>th</sup>, 3pm Pizza King, Appleton

**Seneschal's Report:** Lady Marketa reported that things have been quiet.

**Chatelaine Report:** Lady Aesa reported that she responded to two emails from new/returning members.

**Exchequer's Report:** Lady Xanthippe reported that we have \$7707.44.44 in our account. \$634.18 belongs to Bentbridge. We have \$137.85 towards our next Lodge payment. Her quarterly and Domesday reports were sent in on time. She needs to complete the inventory list and submit to complete our review that was done at SUN.

**Chronicler's Report:** Lady Aesa reported that the Village Idiot got out.

**Herald's Report:** Lord Iohannes reported that his quarterly report was in on time. He will continue to write articles for the newsletter and include any members that have names and/or devices approved.

**MOAS Report:** THL Balthazar turned in his resignation. Voting will take place at the

March 13<sup>th</sup> meeting. Members are working on many things

**Knight's Marshal's Report:** Not present-no report.

**Rapier Captain's Report:** HE Grimmund reported that his Domesday report was in on time. Practices continue the 1<sup>st</sup> and 3<sup>rd</sup> Monday of each month at Waverly Masonic Lodge in Appleton beginning at 6pm.

**Youth Combat Marshal:** Lady Xanthippe reported that Boffer is being lined up for several upcoming events. She is working on getting classes for Fighters School.

**Web Minister's Report:** Lord Iohannes reported that an event page has been added for Fighters School

**College of Bentbridge:** Takemitsu reported that they are working on finalizing all of the requirements to get Rapier back on campus. They are also working on February's Orgsmorg.

**Baron & Baroness Report:** HE Mira reported that she and HE Grimmund attend 12<sup>th</sup> Night in Nordskogen. She was at the heraldic consultation table all day. HE Mira was made a protégé to Mistress Cassandra.

#### **Old Business:**

- We have Known World Handbooks available
- Reminder to bring monetary donations to Monday night rapier practices at the

Lodge or any other activities that we hold there. Lady Xanthippe made a motion that we made a \$250 donation to the Lodge. THL Balthazar seconded. Motion carried.

- Fighter's School-HE Mira has asked Sir Kaydian to find armored instructors. HE Grimmund is working on Rapier as well as Cut & Thrust instructors. Lady Xanthippe is working on Boffer instructors. Turm an dem See will be providing lunch. Their Highnesses will be in attendance. There is a plan to hold a Baronial court. Due to space limitations there will be no merchants. Watch for emails/Facebook notifications for volunteers. Set up will be Friday February 26<sup>th</sup> starting at 6:30pm.

#### **New Business:**

- Banner Sewing Day along with games will be Sunday February 7<sup>th</sup> starting at 11am. The location is Waverly Masonic Lodge
- HE Mira made a motion that we put in a bid for Officers Day with the budget to be approved at the February meeting. Lady Xanthippe seconded. Motion carried. Lady Aesa will submit the bid as Autocrat.
- Demo opportunity- Lady Nimeau was contacted by Wausau Botanical Gardens to do a demo. She has been in contact with Falcon's Keep and members of both groups will be attending a meeting at the Gardens to get more information.
- May Day Moot- HE Grimmund made a motion that we have a moot Sunday May 1<sup>st</sup> at Howard Village Hall. Takemitsu seconded. Motion carried. THL Balthazar will look into reserving the site.

#### **Guild Reminders:**

Project Night- Continues at Their Excellences' home every Wednesday. Doors open at 6pm

## *Letter from the Baron:*

Well met!

Warm greetings from Baron Grimmund, from my room in Darkstone (Ashland, WI) the morning after Two Die by the Sword. Darkstone ran a fun event, with NINE rapier tourneys. It was pretty much continual rapier and cut and thrust combat, from when the first tourney started around 9, until the last tourney wrapped up around 6. A good time was had by all. Participants ranged in skill level from Dons and MoDs, to one minor who just authorized that morning.

You can review all upcoming kingdom level events on the Northshield web site, at <http://www.northshield.org/events>

Locally, project night and rapier practice continue to be well attended. As a reminder, you are entirely welcome to come to practice and just hang out and socialize, even if you're not fencing. You are entirely welcome to come out to project night and socialize, even if you're not researching or working on a project.

School will be starting up again shortly at UW-GB, and that means Bentbridge will be back in operation. Among other things, we will very shortly be hosting a second rapier practice, at UW-GB on Thursday nights.

Windhaven is hosting Fighter School on February 28th, in Fond du Lac. There will be classes for both armored combat, rapier combat, and cut and thrust. There will be classes for non-fighters as well. As usual, when we are hosting, there are MANY opportunities to volunteer to assist with various parts of the event, including setup, cleanup, gate staff, and various other jobs throughout the day. Please volunteer an hour or two of your time to help the event run smoothly.

<https://www.facebook.com/events/809862692475777/>

Hear ye, hear ye.  
Windhaven is looking  
for a MOAS to replace  
THL Balthazar who has  
stepped down. All those  
who would like to  
campaign for this  
position should attend  
the March business  
meeting where a vote  
will be held.



## Herald's Section

Submitted by Lord Iohannes

## The Basics of Heraldry: Lesson 2: The Field

### Fields of Dreams: If you build it....


This article will build directly on the information in last month's article about colors. You may want to have read that as some of this month's information will make more sense.

Most people look at a device from the top down. This is how it is typically presented and let's face it, in period it was usually on the shield of the guy getting in your face or riding around on the battlefield. When designing a device, you also need to look at it horizontally or from the side. A device is composed of layers. Certain things rest either on top of or next to other things. In the SCA, you are limited to a maximum of three layers. Why is this important? This month we are looking at the bottom layer called the Field.

The Field is the layer on which all other elements of the device rest. When the blazon or description of the device in Heraldic terms is established it is the first element listed. It can be colored or patterned using furs (here's where last month's article fits in) and it can also be divided into parts. We will not be revisiting the available colors and furs or the Rule of Tincture here. Bear in mind that all colors, all metals, and all furs are available when considering the field and any field divisions of your device. It is possible to register a device that is composed of only the field using a field division. When establishing the blazon, the starting point is in the top left corner as you look at the device and proceeds left to right and top down.

The field can be divided anywhere from two to sixteen parts. The manner of the division has a unique name that clearly establishes in the blazon how it is depicted. Some of the more common divisions are shown below but the list does not represent all possible divisions.

Important terms in the descriptions of the below diagram include “Sinister”. This refers to the right side of the device as viewed. The left is called “Dexter” but is typically the default so is not mentioned. A good example of this below is “Per Bend” and “Per Bend Sinister”.

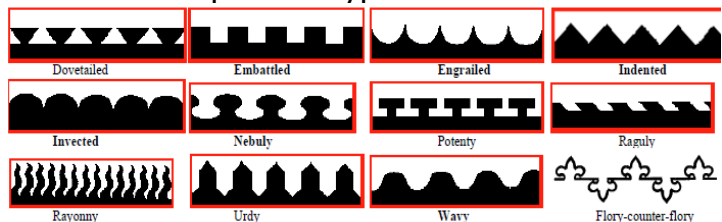


As in common in heraldry, you can have variations of many of the field divisions. Take

note of the one called "Gyronny". That is the one previously mentioned that can have up to 16 parts in the pattern. The standard is 8 divisions for Gyronny and when any other number is used it is specified. Another variation is "Inverted". This means the pattern is drawn upside down. That obviously does not get you anywhere if you are using "checky" but would be noticeable when using "Per Chevron". This is an important feature when conflict checking which will be discussed in a future article.

Typically the areas of the divided field should have good contrast from one another and commonly follow the Rule of Tincture. This is not always necessary or desirable. Visual contrast is required between elements in different layers. A division of the field occurs in the same layer. You can have two colors next to each other. They can touch but not lie on top of one another. A good example of this is the device for Windhaven's very own Xanthippe Botaneiatissa. You can look that one up in the Windhaven Order of Precedence. In some cases, it is not possible to use a complex line (see below) to divide the field if contrast is not present—it's just too hard to see. There are also some potential field division and color combinations which are not currently permitted as no period evidence of use has been found. This would include "Checky Or and argent" as an example.

All the examples above use a straight line to divide the field into sections. This is called a "Plain Line of Division". There are variations available when drawing the line that will aid in distinguishing the device from another of similar design. These are called "Complex Lines of Division". A chart of common complex lines is found below but does not contain all possible types of lines.



Lines are categorized into groups based on the way the line is drawn and all line types within a given group conflict with each other. This will be important when we discuss conflict checking in a future article. The line groups are:

- Straight line variants: plain, ployé enarched, arrondi (for divisions greater than four)
- Square: embattled, dovetailed, breasted, embattled counterembattled, raguly, denticulada
- Wavy: Wavy, nebuly, urdy
- Long: Rayonny
- Jagged: indented, engrailed, invected, dancetty, lozengy
- Other: beveled, potency, flory-counterflory, indented fleury at the points, left step/right step, rompu, triangular

When establishing the blazon, any complex line used immediately follows the name of the division used and before the colors used. For example "per pale embattled argent and sable". Use of a plain line is considered as a default condition and is not specified i.e. "per pale argent and sable".

This month's homework assignment: Download a copy of the Windhaven Order of Precedence from our website. View the devices shown and identify:

- 1) Colors used in heraldic terms
- 2) Field division used (if any)
- 3) Complex line used (if any)

Create a short blazon of this information using the lessons so far. Compare it to the blazon shown. Feel free to contact me at [herald@baronyofwindhaven.org](mailto:herald@baronyofwindhaven.org) if you have any questions.

Next month we will discuss basic design in the second layer: Charges and ordinaries! That discussion will build directly on this article.





## Heraldic Registrations

The SCA College of Heraldry published its January Letter of Acceptances and Returns on 1/20/2016. The following members of the Barony had elements registered:

Names Registered:

- Dietrich von Gottingen

Comments: Nice 16<sup>th</sup> century German name! The name elements date to between 1586 and 1596.

Devices Registered:

- Dietrich von Gottingen

Azure, three towers and a horse rampant three and one argent.



It's wonderful to see the resurgence of interest in Calligraphy & Illumination in Windhaven. Most of us have been able to experience the excitement of receiving one of these individual works of art, and helping to supply scrolls and scroll blanks to both Barony and Kingdom is a great way of giving back. I recently had the opportunity to attend Mistress Mysie's class on diaper-work at Boar's Head – if you get the chance to take one of her C&I classes, I strongly encourage you to do so. This class was, needless to say, illuminating. Have you ever looked at one of the intricate miniatures in a scroll or period manuscript and thought "Whoa! It's beautiful but I could never do that!"? I certainly have – it's the reason it took me so long to get started in C&I. I'm a stick-figure sort of artist. Diapering is the grid work 'fill' used in the background of many period illuminations. It covers unevenness in paint coverage and adds depth to your work. It's also a great way to take your scroll from 'nice' to 'WOW!' with nearly zero artistic skill. If you can use a ruler to make straight lines and can make dots, you can do this:




Or this:



MOAS Section

Article submitted by Lady Marketa

Diapering in Illumination: How to Pamper Your Scrolls



Or  
with  
gold:

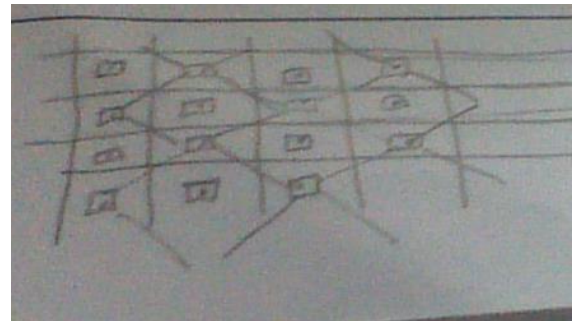


The other two examples above are simple grids with dots in the boxes. Fill with gouache in vivid colors or practice your white work. Add metallic paints to make it really impressive. Et voilà – beautiful works of art!

Ok, so maybe drawing people isn't your thing. But this is my *\*very first\** attempt at diapered letters (pencil for scale):



Once your basic figures/letters are drawn, start by penciling your grid (I recommend a ruler, unlike my sketches). Add boxes, or dots, or asterisks (yes, these 'stars' are period!) – however simple or complex your hand desires. This sketch is the diaper-work from the first illumination above without the dots at the intersections. Simple, right?



So what are you waiting for? Start diapering those scrolls!





\*All manuscript images from the British Library Collection:  
<http://www.bl.uk/catalogues/illuminatedmanuscripts/results.asp>

#### SCA/Northshield/Windhaven Facebook Links

SCA  
<https://www.facebook.com/groups/scadiscussiongroup/>

Northshield  
<https://www.facebook.com/groups/kingdomofnorthshield>

Windhaven  
<https://www.facebook.com/groups/Windhaven>

Army of Northshield  
<https://www.facebook.com/groups/656097414404272/>

Northshield Barter and Trade SCA  
<https://www.facebook.com/groups/469057956444539/>

Armor for Sale  
<https://www.facebook.com/groups/394380073955553/>

If you have more links (Facebook or otherwise) that you would like to see added to this list, please email  
[aesa44@gmail.com](mailto:aesa44@gmail.com)

#### **Barony of Windhaven Officers List:**

Baron  
 Master Grimmund Blackwing (Dan Long)  
[baron@baronyofwindhaven.org](mailto:baron@baronyofwindhaven.org)

Baroness  
 Mira Fastova (Barbara Lowe)  
[baroness@baronyofwindhaven.org](mailto:baroness@baronyofwindhaven.org)

Seneschal  
 Lady Marketa Barfussin (Melissa Heenan)  
[seneschal@baronyofwindhaven.org](mailto:seneschal@baronyofwindhaven.org)

Exchequer  
 Lady Xanthippe Botaneiatissa (Colleen Hohensee)  
[exchequer@baronyofwindhaven.org](mailto:exchequer@baronyofwindhaven.org)

Herald  
 Lord Iohannes Glenfidanus (Jonathan Foster)  
[herald@baronyofwindhaven.org](mailto:herald@baronyofwindhaven.org)

Chronicler  
 Lady Aesa inn Bjardoelska (Rebecca Foster)  
[chronicler@baronyofwindhaven.org](mailto:chronicler@baronyofwindhaven.org)

Minister of Arts & Sciences  
 THL Balthazar fitz Gryphon (Mark Weiland)  
[moas@baronyofwindhaven.org](mailto:moas@baronyofwindhaven.org)

Chatelaine  
 Lady Aesa inn Bjardoelska (Rebecca Foster)  
[info@baronyofwindhaven.org](mailto:info@baronyofwindhaven.org)

Web Minister  
 Lord Iohannes Glenfidanus (Jonathan Foster)  
[webminister@baronyofwindhaven.org](mailto:webminister@baronyofwindhaven.org)

Knight's Marshal  
 Lord Cristoffel Von Darmstadt  
[marshal@baronyofwindhaven.org](mailto:marshal@baronyofwindhaven.org)

Rapier Captain  
 His Excellency Grimmund Blackwing (Dan Long)  
[rapier@baronyofwindhaven.org](mailto:rapier@baronyofwindhaven.org)

Publisher's Disclaimer  
 This is the February 2016 edition of The Village Idiot, a publication of the Barony of Windhaven of the Society for Creative Anachronism-Wisconsin Inc. The Village Idiot is available from Lady Aesa inn Bjardoelska, 358 Elm St.

Menasha, WI 54952. It is not a corporate publication of SCA-WI, Inc. and does not delineate SCA-WI, Inc. policies. Copyright 2015, Society for Creative Anachronism-Wisconsin Inc. For information on reprinting photographs, articles, or artwork from this publication, please contact the Chronicler, who will assist you in contacting the original creator of the piece. Please respect the legal rights of our contributors

### **Submissions:**

This newsletter is published on the Barony of Windhaven website 12 times a year. Any articles for The Village Idiot are due one week prior to the end of each month. All contributions for publication are welcomed for consideration of printing. The chronicler reserves the right to edit submissions for accuracy or length. Submissions should be delivered in MS Word or txt format files through email to [chronicler@baronyofwindhaven.org](mailto:chronicler@baronyofwindhaven.org), as the body of an email to the same address, or through the mail.

### **Subscriptions:**

Subscriptions are free and are distributed electronically via the Windhaven Website. A notice is posted on the Windhaven List when each issue is available. If you cannot access the website, or prefer a printed copy, contact the chronicler by writing to The Village Idiot, c/o Rebecca Foster, 358 Elm St Menasha, WI 54952 or via email at [chronicler@baronyofwindhaven.org](mailto:chronicler@baronyofwindhaven.org)

### **Reprint Policy:**

Except where otherwise stated, please contact the chronicler regarding "reprintability" for specific articles.

Copyright 2016, Society for Creative Anachronism

## **Photo Gallery**

Photos from Two Die by The Sword courtesy of HE Grimmund

