









MOLLY ON THE SHORE

Percy Aldridge Grainger, ed. Mark Rogers

<u>KEYS</u> 	<u>GRADE</u> 4	<u>PERCUSSION REQUIREMENTS</u> Kettle Drums Side Drum Crash Cymbals Suspended Cymbal Big Drum Bells Steel Marimba (Vibraphone) Celesta Hammerwood (Xylophone) Marimba	
	<u>GENRE</u> Irish Reel		
<u>METER</u> 	<u>NUMBER OF MEASURES</u> 195	<u>PERFORMANCE TIME</u> 4:09	<u>PUBLISHER</u> Southern Music Company (1998)

<p style="text-align: center;"><u>TECHNICAL CONSIDERATIONS</u></p> <p style="text-align: center;">Off beat entrances Plucked and bowed double bass Solos Soli Snare drum drags Muted trumpet Chromatic lines Accidentals</p> <p style="text-align: center;"></p> <p style="text-align: center;"></p> <p style="text-align: center;"> Grace notes</p> <p style="text-align: center;"> Grace notes</p> <p style="text-align: center;"></p> <p style="text-align: center;"></p>	<p style="text-align: center;"><u>TEMPO(S)/STYLE(S)</u></p> <p style="text-align: center;">Fast m.m. ♩ = between 112 and 126</p> <p style="text-align: center;"><i>Very feelingly</i></p> <p style="text-align: center;"><i>Feelingly</i></p> <p style="text-align: center;"><i>Gently</i></p> <p style="text-align: center;"><i>As brilliant as possible</i></p> <p style="text-align: center;"><i>Lightly</i></p> <p style="text-align: center;"><i>Merrily</i></p> <p style="text-align: center;"><i>Very delicately</i></p> <p style="text-align: center;"><i>Let it vibrate</i></p>	
<p style="text-align: center;"><u>SOLOS</u></p> <p style="text-align: center;">Soprano Sax Euphonium (quasi solo) Small Flute French Horn 1 (quasi solo)</p>	<p style="text-align: center;"><u>CUES</u></p> <p style="text-align: center;">Bass Clarinet in Euphonium Bassoon in Euphonium Clarinet 3 in Clarinet 4 Double Bass in Tuba Clarinet 3 in French Horn Alto Sax in French Horn Tenor Sax in French Horn Bari Sax in Euphonium French Horn 3 in Trombone French Horn 4 in Trombone</p>	<p style="text-align: center;"><u>VOCABULARY</u></p> <p style="text-align: center;">Cues Short <i>Louden bit by bit</i> <i>Louden</i> Plucked Bowed Together <i>Very feelingly</i> Starred (solo) Starred (soli)</p>

	<p>Bassoon 1 in Euphonium Double Bassoon in Tuba Tenor Sax in Trombone Oboe 1 in E^b Clarinet Clarinet 3 in Trumpet 2 Alto Clarinet in French Horn Bass Clarinet in French Horn E^b Clarinet in Flute Oboe in Clarinet 1 E^b Clarinet in Clarinet 2 Clarinet 3 in E^b Clarinet Oboe 1 in Clarinet 1 Oboe 2 in Clarinet 1 Alto Clarinet in Euphonium Bass Clarinet in Tuba Bassoon 2 in Tuba Flute in E^b Clarinet Clarinet 3 in Trumpet 1 Alto Clarinet in Bassoon Bass Clarinet in Bassoon Flute in Small Flute Soprano Sax in Trumpet Alto Sax in Trumpet Soprano Sax in Oboe Alto Sax in Clarinet 3 Alto Sax in Clarinet 4 Oboe 1 in Soprano Sax Bassoon 1 in Bari Sax Bass Clarinet in Bassoon Flute 2 in Clarinet 1</p>	<p><i>Soften</i> Mute on quick Muted Mute off <i>Very delicately</i> <i>Let it vibrate</i> as if starred (quasi solo) <i>soften bit by bit</i> <i>always p</i> <i>gradually louden lots</i> <i>soften gradually</i> <i>as brilliant as possible</i> <i>lightly</i> <i>soften all you can</i> <i>merrily</i> these notes may be left out at will</p>
--	---	---

DYNAMICS

pppp

ppp

pp

p

mp

mf

f

ff

fff

fff

sf

sff

louden
soften
gradually louden lots
louden lots
soften lots

ARTICULATIONS

Slurs

Staccato

Accent

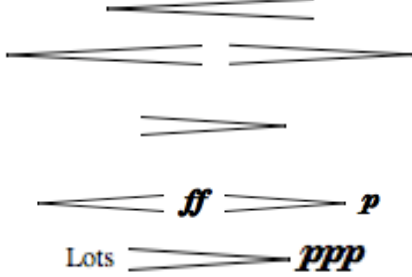
Tenuto

Short

Accent/staccato

Accent/tenuto

louden bit by bit
soften bit by bit
soften gradually
soften all you can



CONDUCTOR CONSIDERATIONS

Meter changes
Tempo changes
Stylistic contrast
Dynamic contrast
Character of work
Balance and blend
Layering
Legato conducting
Articulation contrast
Conducting style