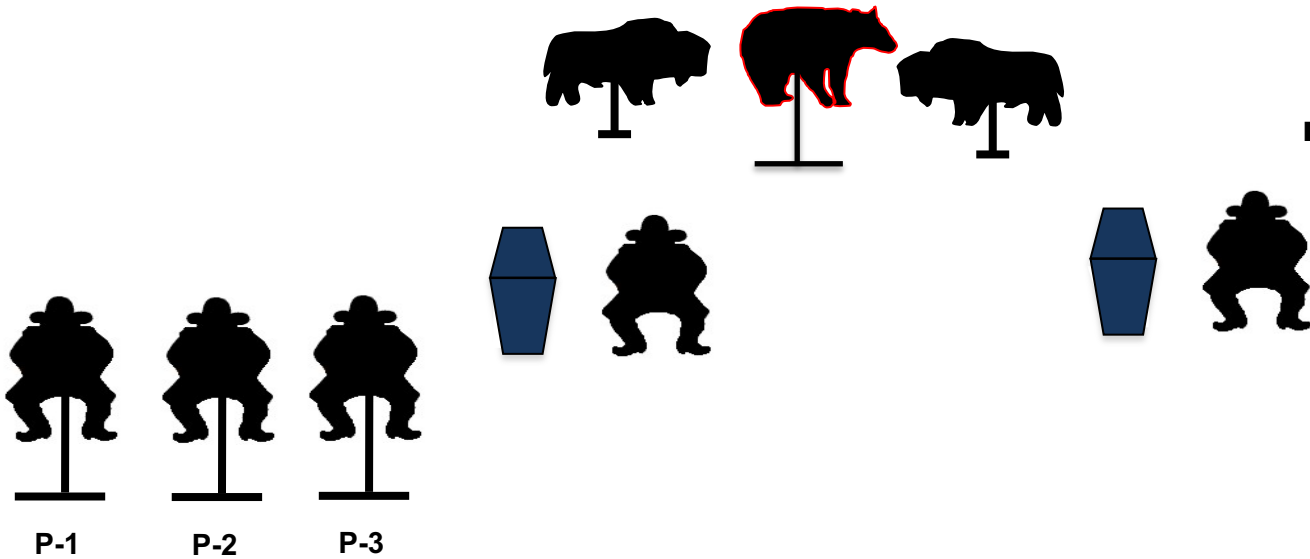


STAGE 1: September Eldorado Days 2020



DAGNABIT!



STAGING OF FIREARMS:

BOTH REVOLVERS LOADED WITH 5 ROUNDS EACH & HOLSTERED, RIFLE LOADED WITH 10 ROUNDS & SHOTGUN OPEN AND EMPTY STAGED SAFELY ON THE RIGHT HORSE. SHOTGUN ROUNDS LOADED IN THE BUCKET, THERE WILL BE NO ATTEMPT TO POSITION THEM, AS MANY AS SHOOTER DESIRES.

HOW TO SHOOT THE STAGE:

SHOOTER STARTS STANDING AT THE RIGHT HORSE AT THE READY, SHOOTER INDICATES READY BY SAYING: ***"WHERE'S MY SHELLS COWBOY?"***

AT THE BEEP FROM THE RIGHT HORSE, RETRIEVE SHOTGUN ROUNDS AND ENGAGE THE 4 KNOCKDOWNS UNTIL DOWN, MAKE SHOTGUN SAFE. WITH RIFLE ENGAGE THE BUFFALOS AND BEAR IN A 2-1-2 SWEEP FROM THE RIGHT AND A 2-1-2 SWEEP FROM THE LEFT, (QUAD TAP ON THE RETURNING TARGET). MAKE RIFLE SAFE.

FROM THE LEFT HORSE WITH REVOLVERS REPEAT THE RIFLE INSTRUCTIONS ON THE 3 COWBOYS.

END OF STAGE

NOTE: ONE FOOT MUST BE BEHIND THE PROP WHILE ENGAGING TARGETS
GUN ORDER: SHOTGUN, RIFLE, REVOLVERS

REVOLVERS (10)


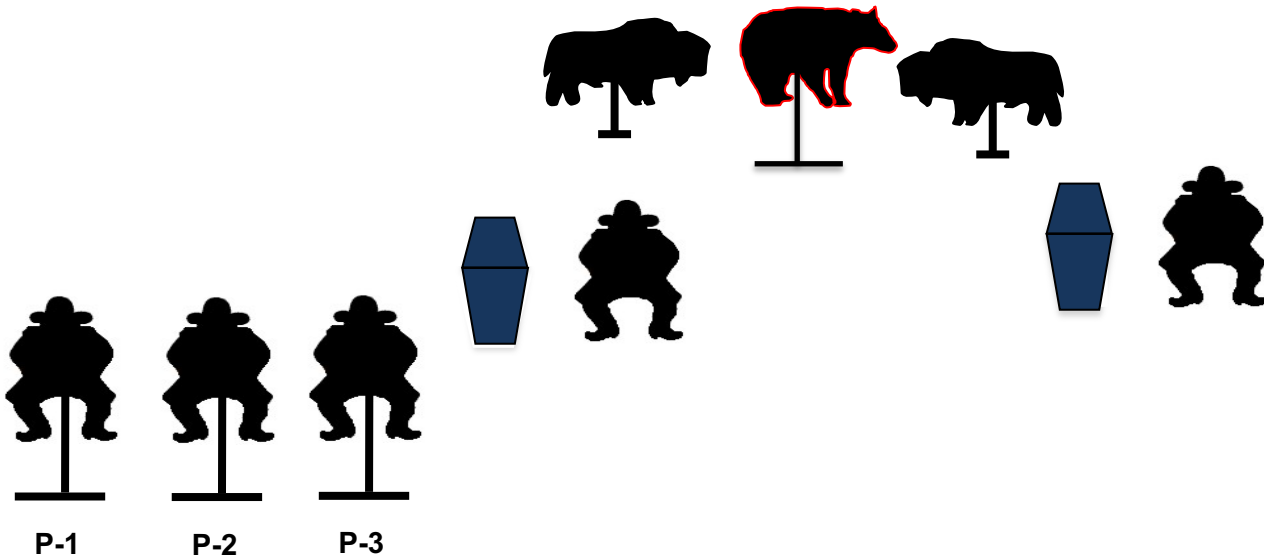
RIFLE (10)

SHOTGUN (4+)

STAGE 2: September Eldorado Days 2020



DAGNABIT!



STAGING OF FIREARMS:

BOTH REVOLVERS LOADED WITH 5 ROUNDS EACH & HOLSTERED, RIFLE LOADED WITH 10 ROUNDS & SHOTGUN OPEN AND EMPTY STAGED SAFELY ANYWHERE. GUN ORDER IS, SHOOTER'S CHOICE, HOWEVER, RIFLE MAY NOT BE LAST.

HOW TO SHOOT THE STAGE:

SHOOTER STARTS STANDING AT EITHER HORSE, HANDS ON HAT, SHOOTER INDICATES READY BY SAYING: *"YOU CAN'T BUFFALO ME!"*

AT THE BEEP FROM THE RIGHT HORSE, WITH RIFLE ENGAGE THE BUFFALOS AND BEAR IN A TRIPLE TAP SWEEP, THEN PLACE THE 10TH ROUND ON THE CENTER TARGET, MAKE RIFLE SAFE. WITH SHOTGUN ENGAGE THE 4 KNOCKDOWNS UNTIL DOWN, MAKE SHOTGUN SAFE. FROM THE LEFT HORSE WITH REVOLVERS REPEAT THE RIFLE INSTRUCTIONS ON THE 3 COWBOYS.

END OF STAGE

***NOTE: ONE FOOT MUST BE BEHIND THE PROP WHILE ENGAGING TARGETS
GUN ORDER: ANY, RIFLE MAY NOT BE LAST!***

REVOLVERS (10)

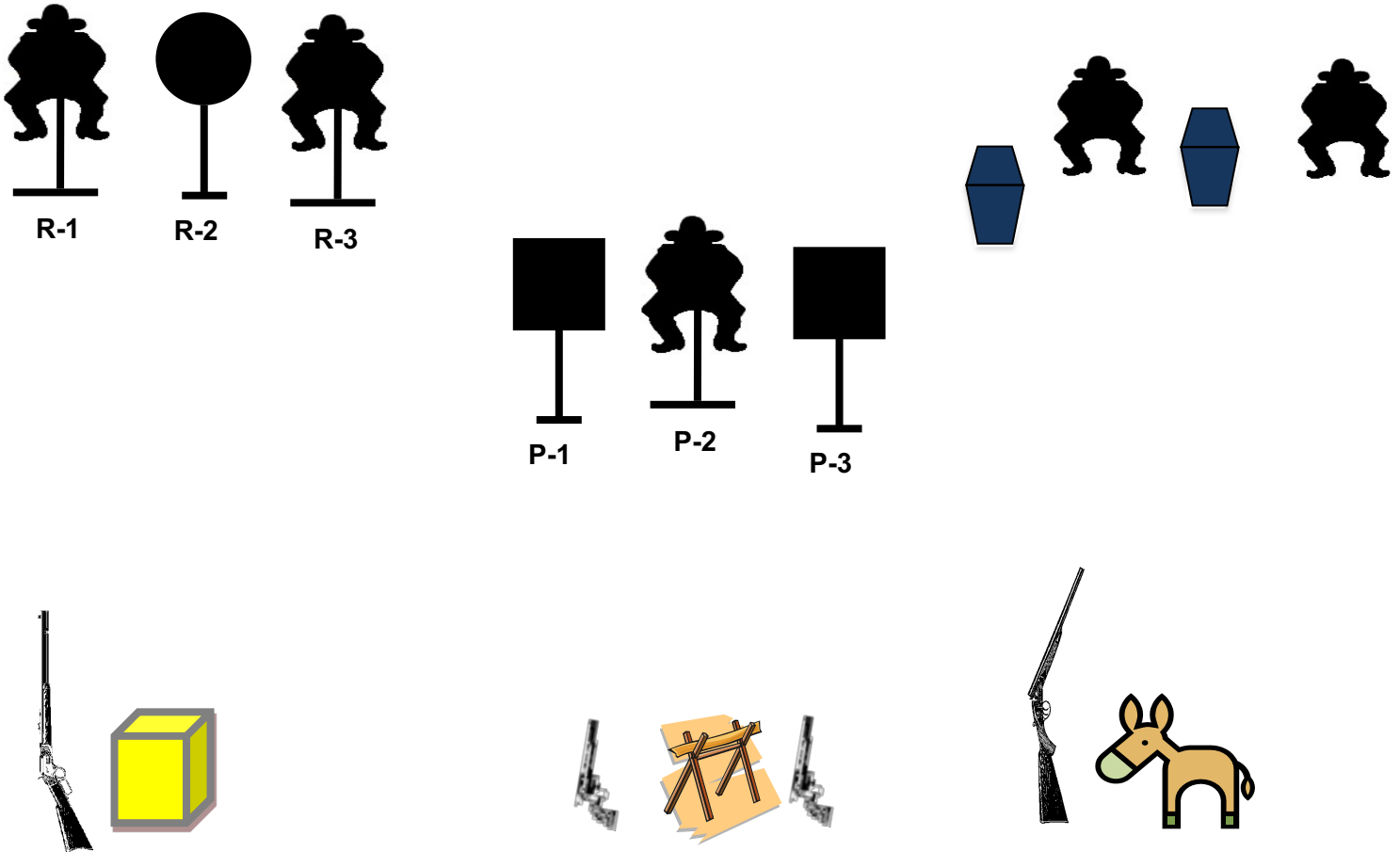
RIFLE (10)

SHOTGUN (4+)

STAGE 3: September Eldorado Days 2020



DRAW!



STAGING OF FIREARMS:

RIFLE LOADED WITH 10 ROUNDS STAGED ON THE HAY BALE ON THE LEFT, SHOTGUN STAGED ON THE HORSE ON THE RIGHT, REVOLVERS LOADED WITH 5 ROUNDS EACH & HOLSTERED.

HOW TO SHOOT THE STAGE:

START STANDING AT LEFT POSITION WITH HANDS ON HIPS, SHOOTER INDICATES READY BY SAYING: "YOU AIN'T STRECH'N MY NECK, MONTIE!"

AT THE BEEP, FROM LEFT POSITION WITH RIFLE ENGAGE RIFLE TARGETS IN A 3-4-3 SWEEP STARTING ON EITHER END, MAKE RIFLE SAFE.

FROM THE CENTER POSITION, ENGAGE THE REVOLVER TARGETS WITH THE SAME INSTRUCTIONS AS THE RIFLE, HOLSTER. WITH SHOTGUN ENGAGE 4 SHOTGUN TARGETS ANY ORDER UNTIL DOWN.

END OF STAGE

**NOTE: ONE FOOT MUST BE BEHIND THE PROP WHILE ENGAGING TARGETS
GUN ORDER: RIFLE, REVOLVERS, SHOTGUN**

REVOLVERS (10)

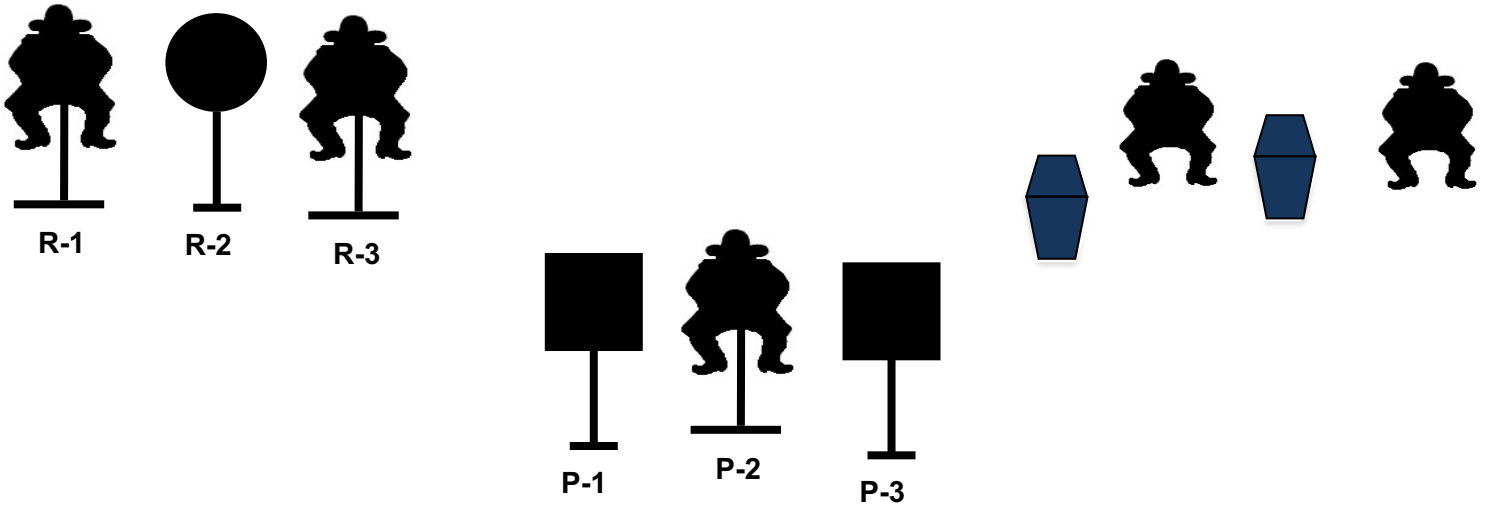
RIFLE (10)

SHOTGUN (4+)

STAGE 4: September Eldorado Days 2020



DRAW!



STAGING OF FIREARMS:

RIFLE LOADED WITH 10 ROUNDS IN HANDS AT THE HAY BALE ON THE LEFT, SHOTGUN STAGED ON THE HORSE ON THE RIGHT, REVOLVERS LOADED WITH 5 ROUNDS EACH & HOLSTERED.

HOW TO SHOOT THE STAGE:

START STANDING AT LEFT POSITION WITH RIFLE IN HANDS, SHOOTER INDICATES READY BY SAYING: "I AIN'T COMIN' OUT BOYS!"

AT THE BEEP, FROM LEFT POSITION WITH RIFLE ENGAGE RIFLE TARGETS IN AN INDIANA SWEEP, THEN REPEAT, MAKE RIFLE SAFE. (INDIANA SWEEP IS; 2 SHOTS THE CENTER TARGET THEN SWEEP THE 3 TARGETS FROM THE RIGHT OR LEFT, THEN REPEAT)

FROM THE CENTER POSITION, ENGAGE THE REVOLVER TARGETS WITH THE SAME INSTRUCTIONS AS THE RIFLE, HOLSTER. WITH SHOTGUN ENGAGE 4 SHOTGUN TARGETS ANY ORDER UNTIL DOWN.

END OF STAGE

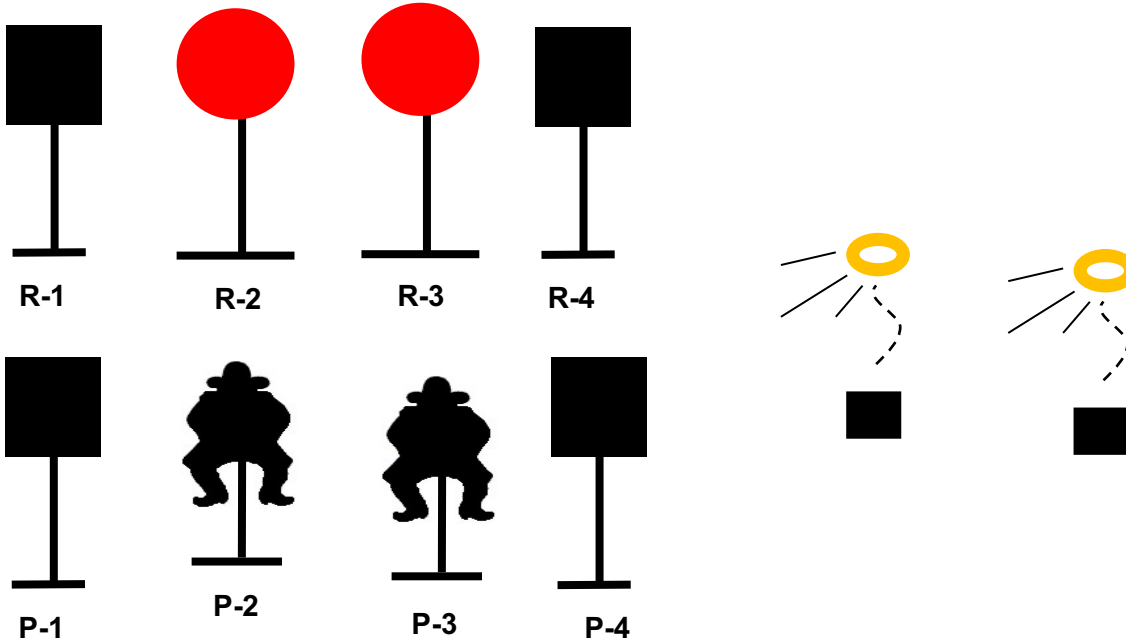
**NOTE: ONE FOOT MUST BE BEHIND THE PROP WHILE ENGAGING TARGETS
GUN ORDER: RIFLE, REVOLVERS, SHOTGUN**

REVOLVERS (10)

RIFLE (10)

SHOTGUN (4+)

STAGE 5: September Eldorado Days 2020



STAGING OF FIREARMS:

BOTH REVOLVERS LOADED WITH 5 ROUNDS EACH AND HOLSTERED, RIFLE LOADED WITH 10 ROUNDS & OPEN EMPTY SHOTGUN STAGED SAFELY ON THE WATER TROUGH. GUNS MAY BE SHOT IN ANY ORDER; HOWEVER, RIFLE MAY NOT BE LAST.

HOW TO SHOOT THE STAGE:

SHOOTER STARTS STANDING AT WATER TROUGH WITH HAND OVER HEART; SHOOTER INDICATES READY BY SAYING: *"YOU AIN'T FROM AROUND HERE ARE YA, NOW GIT!"*

AT THE BEEP WITH REVOLVERS ENGAGE P1-P4 IN 1-2-2-1 SWEEP THEN SWEEP P1-P4 ONCE EACH. SHOOTER MAY START ON EITHER END, DOUBLE TAPS OK ON RETURNING SWEEP. WITH RIFLE REPEAT THE REVOLVER INSTRUCTIONS ON R1-R4 FOR 10 ROUNDS. WITH SHOTGUN ENGAGE THE KNOCKDOWN PLATE AND FLYING CAN ON THE RIGHT AND THE KNOCKDOWN PLATE AND THE FLYING CAN ON THE LEFT. SHOOTERS MUST MAKE AN HONEST ATTEMPT TO ENGAGE THE FLYING CAN. FLYING CANS ARE "NO MISS" TARGETS, HOWEVER, SHOOTER WILL BE AWARDED A 3 SECOND BONUS FOR EACH FLYING CAN HIT WHILE IN THE AIR.

END OF STAGE.

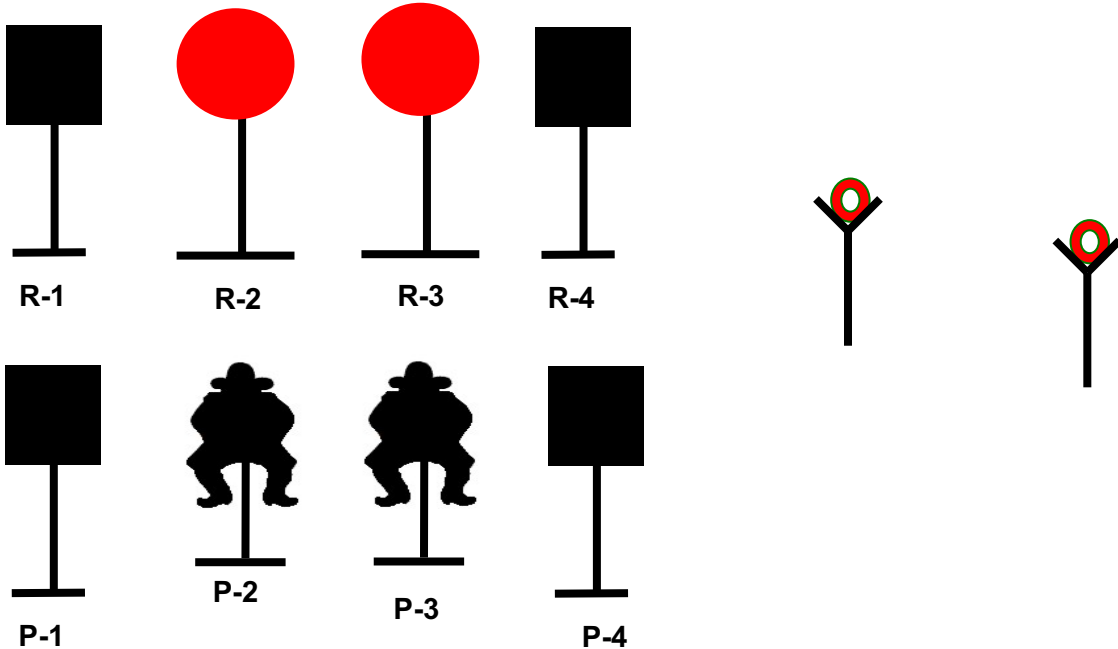
***NOTE: ONE FOOT MUST BE BEHIND THE PROP WHILE ENGAGING TARGETS
GUN ORDER: ANY, RIFLE MAY NOT BE LAST***

REVOLVERS (10)

RIFLE (10)

SHOTGUN (4+)

STAGE 6: September Eldorado Days 2020



**GO AHEAD
SKIN IT!**



STAGING OF FIREARMS:

BOTH REVOLVERS LOADED WITH 5 ROUNDS EACH AND HOLSTERED, RIFLE LOADED WITH 10 ROUNDS & OPEN EMPTY SHOTGUN STAGED SAFELY ON THE WATER TROUGH. GUNS MAY BE SHOT IN ANY ORDER, HOWEVER RIFLE MAY NOT BE LAST.

HOW TO SHOOT THE STAGE:

SHOOTER STARTS STANDING AT WATER TROUGH WITH HANDS ON GUN{S} OF CHOICE; SHOOTER INDICATES READY BY SAYING: *"YOU BUBBLE HEADED BOOBY, YOU CAN'T SAVE WIL ROBINSON, I'M TOO FAST!"*

AT THE BEEP WITH REVOLVERS ENGAGE P1-P4 IN 3-2-2-3 SWEEP, SHOOTER MAY START ON EITHER END, WITH RIFLE REPEAT THE REVOLVER INSTRUCTIONS ON R1-R4 FOR 10 ROUNDS. WITH SHOTGUN ENGAGE THE TWO CALY SAUCERS.

END OF STAGE.

***NOTE: ONE FOOT MUST BE BEHIND THE PROP WHILE ENGAGING TARGETS
GUN ORDER: ANY, RIFLE MAY NOT BE LAST***

REVOLVERS (10)

RIFLE (10)

SHOTGUN (2+)

Target and Prop Requirements

WRG, September 2020

Stages 1 & 2

Rifle & Revolver Targets:
3 Cowboys, 2 Buffalos, Bear

Stands:
6

Props:
2 Gun Horses, bucket

Shotgun Targets:
2 Cowboy Knockdowns
2 Coffin Lid Knockdowns

Stages 3 & 4

Rifle & Revolver Targets:
2 Squares, 3 Large Cowboys, 1 Circle
2 Coffin Lid & 2 Cowboy Knockdowns

Stands:
6

Props:
Gun Horse, Sawhorse, Hay Bale

Shotgun Targets:
2 Cowboys, 2 Coffin Lids

Stages 5 & 6

Rifle & Revolver Targets:
4 Squares, 2 Circles, 2 Large Cowboys

Stands:
8

Props:
Water Trough

Shotgun Targets:
2 Can Launchers (stage 5)
2 Clay Bird Holders (stage 6)

Totals

Shotgun Targets: 8 Cowboys, 2 Cacti, 2 Coffin Lids, 2 Can Launchers, 2 Clay Bird Holders

Props: 3 Gun Horses & 2 Hay Bales, Sawhorse