



The Village Idiot

Newsletter of the Barony of Windhaven

June ASLI

Minutes of the April Business Meeting

May 22nd, 2016
City Park, Appleton

Next Meetings: Sunday June 12th 4pm Colburn Park-Green Bay, Sunday July 17th 4pm City Park, Appleton

Seneschal's Report: Lady Marketa reported that things have been quiet for her and that her quarterly report has been sent in.

Chatelaine Report: Lady Aesa reported that her quarterly report has been sent in. There have been a couple of new members attending Rapier Practice.

Exchequer's Report: Lady Marketa reported on behalf of Lady Xantippe that we have \$7191.80 in our account. \$634.18 belongs to Bentbridge. We have \$59 towards our next donation to the Lodge.

Chronicler's Report: Lady Aesa reported that the Village Idiot got out. Thank you to those members that have submitted articles. Articles are always welcome from members.

Herald's Report: Lord Iohannes reported that things have been reasonably quiet with several submissions in progress. He also reported that several handouts were picked up at Known World Herald & Scribes.

MOAS Report: Lady Nimeau reported on that classes are continuing. The Chain Maile jewelry class went well. Five people attended the

Kumihimo class. Playing with fire will be Saturday July 2nd and Silk Banner Painting will be Saturday July 30th. Baron has agreed to teach a brewing class. The date for this is yet to be determined.

Knight's Marshal's Report: Lady Marketa reported on behalf of Lord Cristoffel that outdoor practices have started. They will alternate between City Park in Appleton and Colburn Park in Green Bay.

Rapier Captain's Report: HE Grimmund reported that practices continue the 1st, 3rd, and 5th Monday of each month at Waverly Masonic Lodge in Appleton beginning at 6pm.

Youth Combat Marshal: No report received

Web Minister's Report: Lord Iohannes turned in his resignation. Voting will take place at the July Meeting

College of Bentbridge: School is out for the summer.

Baron & Baroness Report: HE Mira reported that she and HE Grimmund attended Crown Tournament and saw Duke Hrodir and Baron Yehudah crowned as the next heirs. If you are planning on attending Fall Coronation for this momentous occasion, you need to make reservations early as hotels will fill up fast.

Old Business:

- Reminder to bring monetary donations to Monday night rapier practices at the

Lodge or any other activities we hold there.

- Known World Handbooks are sold out- Lady Aesa made a motion that we have HE Grimmund order one more box. Lady Nimeau seconded. Motion carried
- Scribal Day with Lady Katerinka- Saturday May 28th at Waverly Masonic Lodge. We plan on starting around 9am. There will be a potluck lunch ([see photos in the gallery](#))
- Member Directory- Lady Aesa reported that she has received information from 27 members

New Business:

- HE Mira reported that the Baronial policies need to be reviewed. We need a committee of three people. Email Lady Marketa if you are interested.
- If anyone is interested is interested, the Green Bay Renaissance Faire is June 18-19. This is also 50 Year and Father's Day. Door County Renaissance Faire is the weekends of June 25-26 and July 2-3. We held a demo at the Green Bay Faire last year and the members had a good time.
- Lady Marketa let us know that Gnome Games on the East side of Green Bay has offered space for indoor air conditioned practices free of charge. There is a little more paperwork to be completed. More information to follow.

Guild Reminders: Project Night- Continues at Their Excellences' home every Wednesday. Doors open at 6pm. There is now a topic for each week.

1st week- Heraldry

2nd week- Sewing

3rd week- Calligraphy/Illumination

4th week-topic to be determined during the month

Pell Nights-Non-Rapier Monday's at Master Hamish's and Lady Birna's home. Combat Archery will be starting soon.

Help Wanted: The Barony is in need of a Webminister. You need to have reliable internet and access to Facebook and email. You do not need to know HTML. This position only requires 1-2 hours per month. Contact Lord Iohannes if you have any questions. Voting will be at the July 17th meeting.

Letter from the Baron:

Well met!

June is here, and summer is already in full swing. There are big things happening throughout Northshield and the SCA.

I went to ARRG (A Rapier Gathering) on Saturday, and marshalled the Tarkhan's Sleeve tournament for Yehuda Tarkhan. It was lots of fun, and that evening, in court, Michael St. Christian was recognized as a Master of Defense.

These are three bits of history, all together.

For those of you who have not heard the news, the Crown Tourney held in May was won by Duke Hrodir fighting for Master Yehuda (better known as Maol Mhichil mac Giolla Pheadair, aka Baron Mikey, who has been the kingdom herald TWICE.)

These two are the first same-gender couple to win Crown in the entire SCA. This is a historic occasion for the Society and for Northshield.

For those of you not familiar, they are not a romantic couple. The Crown not being a romantic couple is not particularly unusual. Duke Hrodir is married to Baroness Valdis Grimmundsdottir (who was originally from Windhaven). Yehuda is married to Mistress Margaret fitzWilliam of Kent.

The Princess's Sleeve is a big bit of Northshield rapier culture.

The Princess's Sleeve Tournament goes back to the days of the Principality of Northshield, when we were still part of the Middle Kingdom. The very first Prince and Princess of Northshield, Dafydd and Gwyneth, held a Northshield Rapier Champion tournament. At the end of the tourney, as a prize, Gwyneth took the sleeve off her dress and gave it to the victor, Master Isaac de Hugo, as a favor. That sleeve is still part of the regalia, and passes to the victor each reign.

The Masters of Defense was the fourth bestowed SCA peerage. The first two were the Laurel and the Chivalry, dating from the first SCA event. The Pelican was created in 1972. After many years of discussion, the Board of Directors created the Masters of Defense in 2015. Michael St. Christian is a White Scarf and a Midrealm Warder, and will be the 8th Northshield Master of Defense.

Lots of events coming up this month and next, including Mermaids, Border Skirmish, SCA 50 Year Celebration, and Warriors and Warlords. See the kingdom calendar for details at

<http://www.northshield.org/events>

Until next month,



Herald's Section Submitted by Lord Iohannes

The Basics of Heraldry: Lesson 6: Putting It All Together

This article builds on topics from previous articles. You may wish to revisit those topics prior to reading. Special credit for information in this article is given to Baron Modar Neznanich, Volk Herald;

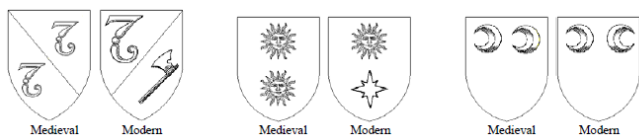
We have completed our survey of basic heraldic elements and are now ready to put this knowledge into action. Before doing so, this month I offer discussion of period style and some things to consider NOT doing.

Our goal is to create names and armory that are reasonably plausible to have potentially have existed within our time period. As discussed, this includes things like drawing charges in their period forms and creating names as they were used at that time. This is referred to as period style. Style in armory can be a little more complex. Maintaining period style in your design will assist in the period accuracy and potentially registerability of your proposed device.


Heraldic drawing is static and two-dimensional. This means that action is rarely conveyed and objects are flat not 3D. Charges are drawn to fill the useable space.



Charges are typically the same type and size and typically face the same direction



A central charge may be surrounded by smaller, secondary charges or in the case of a central ordinary may itself be charged with smaller tertiary charges. Knowing if these charges are secondaries or tertiaries comes into play in what is called charge group theory and affects the evaluation of your device for conflict against prior registrations.



Another feature noted in period was the use of strewn charges (semy).



There are things that one should take steps to avoid including in your design. Using these will often result in a return of your submission and most do not follow period style. The following are referred to as the Cliché and Insta-boing Checklists.

Ten Armorial Cliches

1. **Mixed Charges**

SCA heraldry often uses many different kinds of charges. In medieval heraldry, this is unusual. The majority of "core style" heraldry used either one type of charge, or an ordinary and a group of

identical charges. If you absolutely must use two kinds of charges (besides ordinaries), make one of them central and another peripheral.

2. **Too Many Colors**

"Core style" heraldry usually uses two or three tinctures. Designs that incorporate four or more tinctures are rare.

3. **Unusual divided Fields or Charges**

Most arms in the Middle Ages and Renaissance consisted of a solid-colored field with one or more charges upon it, each of a solid color. However, a significant minority of arms used a field, or charges, that were divided into more than one color in some fashion. When this was done, the two halves of the field or charge almost always had good contrast. Light colors (like white and yellow) have good contrast with dark colors (red, black, green, blue, and purple). So a field divided into white and blue parts has good contrast between the parts. A field divided in black and blue does not. Fields divided in two parts were much more likely to have high contrast than low contrast in period.

4. **Modern Geometric Elements**

Modern heraldry books list a wide variety of ordinaries and fancy lines of division which often get used in SCA heraldry. Many of them are either unknown or extremely rare in medieval heraldry. The only line treatments that are at all common in medieval heraldry are embattled, wavy, indented, and engrailed. The rest are very late-period inventions. Use medieval line treatments and divisions.

5. **Modern Symmetry**

Modern people tend to make designs which incorporate tension. Designs that make the shield look like it's divided into

two opposing halves (for example, putting a white moon on black and a gold sun on blue), or which display a number of charges rotating around a central point, are using modern symmetry. The only time tension shows up in "core style" heraldry is when two identical animals are shown facing each other. Otherwise, avoid it.

6. **Detailed Depictions of Charges**

Heraldry is designed to be easily reproduced by anyone who sees the arms. Thus, heraldic swords are usually drawn like swords, without being specifically identified as claymores, scimitars, or seaxes (for example). A lot of period heraldic art is not sufficiently detailed to distinguish between a deer, a moose, and a caribou. Objects and animals should be relatively generic in appearance.

7. **Non-Heraldic Charges**

The number of charges used in "core-style" heraldry was pretty small. Avoid non-western animals and motifs. Remember that many designs found in medieval art were not used in medieval heraldry. If possible, find a book of medieval (not modern) heraldry and see what kinds of charges are used in it. Use medieval charges in your arms.

8. **Interacting Charges**

In "core style" heraldry, charges are usually not arranged so that they touch or cross each other. Avoid designs in which one thing pierces, encircles, or supports another. Each charge should be able to stand on its own.

9. **Upside-Down Charges**

"Core style" heraldry almost never has upside-down objects or designs. Be careful, because "upside-down" is sometimes different to medieval people.

Generally, the "business end" of any item points up. Scallop shells (like the ones on a Shell Gas sign) have the scallop at the bottom. Put your charges right-side-up according to medieval standards.

10. **Occupational Heraldry**

SCA people often want to include elements from their SCA occupations in their arms--for example, a bard will include a harp, or a fighter a sword. This is done from time to time in period armory (especially by artisans and merchants), but it's much more common in the SCA than in real life. In particular, avoid using an animal that's holding a tool of your trade. Heraldic animals have their own jobs, and don't have time to do yours as well. Maintained charges aren't hugely uncommon in medieval heraldry, but the maintained charges usually weren't occupational in nature.

ARGENT SNAIL'S ARMORY INSTA-BOING CHECK LIST

Does the submitter have an SCA name?

You cannot register a piece of armory without a name. The name can be registered or submitted before the armory is submitted, or it can be submitted when the armory is submitted; but there must be a SCA name to attach the armory to.

Is the submission dark on dark, or light on light?

This is commonly known as the color on color, metal on metal rule. You cannot put color on color, or metal on metal. For instance, you cannot have a sable (black) charge on an azure (blue) field. However, even items that are not in true heraldic

tinctures must follow this rule. For instance a chipmunk "proper" is brown. Brown is dark. Therefore, it must be on a metal (light) field. Caucasians proper are considered metal, and must be on a dark field. Furs are generally treated by the most dominant color. Ermine has a white or silver background so is treated as a metal. Counter-Ermine has a black background so is treated as a color.

Is the submission slot machine?

Armory is "slot machine" when there are three or more different charges in the same charge group. For instance "Or, a bell, book, and candle sable." is slot machine. "Argent, on a bend between a bell and a book azure, a candle Or." is not, because the candle is on the bend, thus not in the same charge group as the others.

Is it marshaled armory?

Marshalling is a way of showing familial relationships. It was done in the middle ages, but we don't register it in the SCA. Therefore, the following arrangements are not allowed. First: you cannot have a field divided per pale with different charges in each half of the field, if there is a plain line of division. If the per pale line is "bumpity", then it is allowed. The same rule holds true for quarterly: Unless the same charge is in each quarter, there needs to be a bumpity line of division. The only exception is in the case of quarterly where quarters that are only a solid metal or color are also acceptable. For instance, "Quarterly sable and argent, in bend two eagles displayed Or," would not be considered marshaled arms.

Does it use a forbidden charge or group of charges?

There are a number of charges that no one can use. They are either presumptuous (claiming a mundane rank), or offensive. Examples of presumptuous charges include: Tudor rose, crowned shamrock, crowned rose. Examples of offensive charges include: the hand of glory, swastika, triskelion gammadion. Note: this list is not all-inclusive.

Does it use a restricted charge that the submitter is not entitled to use?

There are a number of charges that only some people in the SCA can use. To have a crown or coronet on your device you must have been a king, queen, prince or princess or be a court baron or baroness. Only official SCA groups can have laurel wreaths on their devices (and they must have them). Only members of the order of Knighthood can use white belts or closed loops of chain; only members of the order of the Pelican can use a pelican in its piety in their armory. Note: this list is not all-inclusive.

Is the submission too complex?

Our rule of thumb is that if the number of different types of charges plus the number of different tinctures used add up to more than eight, the submission is too complex. For instance, "Per bend sinister ermine and gules, a tiger rampant azure and a horse passant erminois, a bordure purpure semy of roundels argent ermined vert.", would be too complex with four different charges (tiger, horse, bend and roundels) and 6 tinctures (argent, sable (the tinctures in the ermine), azure, Or, purpure and vert).

Are the bumpity lines drawn big and bold and butch?

Medieval lines of division were drawn big

and bold. Slim and elegant is not period for heraldry. In medieval heraldry charges were drawn to fill the space. Remember, the purpose of heraldry is identification from a distance.

Are the charges drawn in their medieval form?

We register medieval, not modern, heraldry. We use a quill pen, not a fountain pen; a cart, not an automobile. All charges used must be items used in that form prior to the year 1600.

There are things that should be reviewed prior to finalization of your designs. A checklist can be found at <http://heraldry.sca.org/guide.doc>.

You are now prepared to design basic armory. Next month: Let's see what has been learned. Pop Quiz!



Heraldic Registrations

On May 26, 2016, the SCA College of Heraldry published its March 2016 Letter of Acceptances and Returns. The following members of the Barony had elements registered:

Names Registered:

- Arnóra Kolladóttir.

Devices Registered:

- Corinna Knoll. Per chevron gules and vert, on a chevron between two skulls and a wolf's head cabossed Or a chevronel sable.



[SCA/Northshield/Windhaven Facebook Links](#)

SCA

<https://www.facebook.com/groups/scadiscussiongroup/>

Northshield

<https://www.facebook.com/groups/kingdomofnorthshield>

Windhaven

<https://www.facebook.com/groups/Windhaven>

Army of Northshield

<https://www.facebook.com/groups/656097414404272/>

Northshield Barter and Trade SCA

<https://www.facebook.com/groups/469057956444539/>

Armor for Sale

<https://www.facebook.com/groups/394380073955553/>

If you have more links (Facebook or otherwise) that you would like to see added to this list, please email aesa44@gmail.com

Barony of Windhaven Officers List:

Baron

Master Grimmund Blackwing (Dan Long)
baron@baronyofwindhaven.org

Baroness

Mira Fastova (Barbara Lowe)
baroness@baronyofwindhaven.org

Seneschal

Lady Marketa Barfussin (Melissa Heenan)
seneschal@baronyofwindhaven.org

Exchequer
Lady Xanthippe Botaneiatissa (Colleen Hohensee)
exchequer@baronyofwindhaven.org

Herald
Lord Iohannes Glenfidanus (Jonathan Foster)
herald@baronyofwindhaven.org

Chronicler
Lady Aesa inn Bjardoelska (Rebecca Foster)
chronicler@baronyofwindhaven.org

Minister of Arts & Sciences
Lady Nimeau (Rose Baumann)
moas@baronyofwindhaven.org

Chatelaine
Lady Aesa inn Bjardoelska (Rebecca Foster)
info@baronyofwindhaven.org

Web Minister
Lord Iohannes Glenfidanus (Jonathan Foster)
webminister@baronyofwindhaven.org

Knight's Marshal
Lord Cristoffel Von Darmstadt
marshal@baronyofwindhaven.org

Rapier Captain
His Excellency Grimmund Blackwing (Dan Long)
rapier@baronyofwindhaven.org

Publisher's Disclaimer
This is the June 2016 edition of The Village Idiot, a publication of the Barony of Windhaven of the Society for Creative Anachronism-Wisconsin Inc. The Village Idiot is available from Lady Aesa inn Bjardoelska, 358 Elm St. Menasha, WI 54952. It is not a corporate publication of SCA-WI, Inc. and does not delineate SCA-WI, Inc. policies. Copyright 2015, Society for Creative Anachronism-Wisconsin Inc. For information on reprinting photographs, articles, or artwork from this publication, please contact the Chronicler, who will assist you in contacting the original creator

of the piece. Please respect the legal rights of our contributors

Submissions:

This newsletter is published on the Barony of Windhaven website 12 times a year. Any articles for The Village Idiot are due one week prior to the end of each month. All contributions for publication are welcomed for consideration of printing. The chronicler reserves the right to edit submissions for accuracy or length. Submissions should be delivered in MS Word or txt format files through email to chronicler@baronyofwindhaven.org, as the body of an email to the same address, or through the mail.

Subscriptions:

Subscriptions are free and are distributed electronically via the Windhaven Website. A notice is posted on the Windhaven List when each issue is available. If you cannot access the website, or prefer a printed copy, contact the chronicler by writing to The Village Idiot, c/o Rebecca Foster, 358 Elm St Menasha, WI 54952 or via email at chronicler@baronyofwindhaven.org

Reprint Policy:

Except where otherwise stated, please contact the chronicler regarding "reprintability" for specific articles.


Copyright 2016, Society for Creative Anachronism

Photo Gallery

Photos from project night and Scribal Workshop.



Lady Xanthippe taught a class in basic embroidery at Project night.



Scribal Workshop taught by Baroness Katerinka



