

NOMAC NEWS

Volume 6, Issue 4

April 2019

The NORTHERN OHIO MODEL "A" CLUB is a Region of the [Model "A" Restorers Club \(MARC\)](#) and a Chapter of the [Model "A" Ford Club of America \(MAFCA\)](#).

The NOMAC is a family oriented technical club, founded to share restoration and repair knowledge and experience among its members. We show our cars and drive them as well. Several NOMAC members have written extensively on various aspects of restoration. The club maintains a collection of special tools for the Model A, which are available to all members. NOMAC meets once per month in suburban Cleveland, Ohio. The focus of each meeting is a technical seminar, in which an experienced member or a guest speaker presents a how-to demonstration of some phase of Model "A" Ford restoration or repair. Meeting announcements and club news are contained in its monthly newsletter.

NOMAC Officers for 2019

President	Bill Mann	440-653-7052
Vice President	Jamie Holzheimer	440-321-1156
Secretary	Josh Madden	330-283-1623
Treasurer	Jon Peterson	330-653-6710
Librarian	Chris Wolf	440-254-3479

NOMAC Trustees


Grant Krueger	440-237-6696
Steve Lambert	440-236-5981
Ken Kovach	216-267-9733
Jerry Siracki	440-636-3623
Chris Wolf	440-254-3479

People to Contact

NOMAC News / Website	Josh Madden	330-283-1623
Good and Welfare	Open	
Senior Club Advisor	Jon Peterson	330-653-6710
Technical Director	Ken Kovach	216-267-9733
MARC Director	Ken Kovach	
MAFCA Director	Josh Madden	
Swap Meet	Jerry Siracki	440-636-3623
Tool Steward	Jerry Siracki	440-636-3623

NOMAC Website:

www.northernohiomodela.com



Technical Sessions Scheduled

January	Electrical
March	Travel Toolbox
TBD	Brakes
TBD	Rear End

2019 NOMAC Monthly Meetings and Events

January 21	NOMAC Meeting
February 16	Crawford Auto Museum Tour
February 18	NOMAC Meeting
March 14-17	Piston and Power Show
March 18	NOMAC Meeting
April 15	NOMAC Meeting
May 18	Amish Tour
May 20	NOMAC Meeting
June 18	NOMAC Meeting
July 13	Model T Club Cookout
July 15	NOMAC Meeting
TBD	Summer Picnic
August 19	NOMAC Meeting
TBD	National Model A Day
September 16	NOMAC Meeting
October 21	NOMAC Meeting
November 18	NOMAC Meeting
December 16	NOMAC Meeting

Madden's Muffler – Puffing out Model A Thoughts

What an absolutely awesome time to be in the Northern Ohio Model A Club! Over the last several years we have added many new members that have gone from being the “newbies” to integral core members of the club. Membership numbers have stabilized and actually started to grow –more members means more events and comradery with new friends! Monthly meetings have been well attended and technical sessions, including a field trip to CAE, have aided many of us in learning new things about our cars. As was the case the past several years, our cars kicked butt at the Piston Powered Show, nearly sweeping the entire awards list. But for the first time, our CLUB won an “Outstanding Car Club” display, including \$500! This just goes to show what our small club can do when we put our minds together and get to work. We might not have the numbers and money of other clubs, but we have the passion for these events and our cars.

Thanks goes out to everyone that had their cars present – it’s a pain sometimes to get your car out of it’s winter storage for a show in March, but without these, we obviously have nothing to display. Special thanks go out to Tony Caterino (NOMAC Member), owner of Ameriprint (<http://ameriprintllc.com/>) for doing all of the graphics for our display – player names and positions on the bat stanchions and pop up displays that really tied our display together. Please reach out to Tony if you have any copying, printing or signage needs. He definitely does top notch work – the plaque we received along with the \$500 testifies to that!

Last but not least, thank you to Ken Kovach for herding us all together and truly making mid-March a little brighter and more tolerable for us grease monkeys. Obviously I was thrilled to win a trophy for my car, but I was more happy that the club won a plaque – in a way it’s Ken’s, not ours, as we wouldn’t have been there without him.

-Josh

P.S. I have a lot to say this month, so I will continue later in the newsletter!



"A" thought from Bill

As you probably know we had 10 cars in the Piston Powered show last month. I want to congratulate all the members who won awards at the show! NOMAC once again dominated the pre 1934 classes with members walking away with 9 Trophies. The only reason we didn't get 10 was that Ken Kovach chose not to have his car judged. In addition to the individual awards, NOMAC placed second in the Outstanding Club Display Judging and was awarded a plaque and one of the three \$500 cash prizes. In my mind the best part of this year's show was how the club pulled together to create an outstanding club display. Even members that didn't have cars displayed in the show helped with brainstorming for display ideas, supplied old baseball memorabilia, built parts for our baseball bat stanchions, and showed up to help with set up and teardown or just hung out with us. A special thanks goes out to Tony Caterino for the outstanding displays his Print Shop turned out. By my count 23 members were involved in one way or another and I thank each and every one of you for making this show a success. We had many visitors to our booth and we picked up at least one new club member. It was fun hanging out with all of you and I feel the show was a huge success.

Winter is starting to loosen its grip and we have numerous members working on activities for this summer. Jerry Siracki has established May 18th as the date for his outstanding Amish Country tour and Dinner. See Josh Madden's April 4th Email and this newsletter for the details of this event. As most of you know, the vision for the club is to have several activities for the entire club each year. These would include the Piston Powered Show, Amish Tour and Dinner, Summer Picnic and Tour, the Steam Show in Burton, Fall Cuyahoga Valley Tour and perhaps a Clam Bake. In addition, any member that is willing to set up an activity is urged to do so. Because the club covers a vast geography these could be classified as regional events still flying the NOMAC flag. My feeling is that even if these events only draw a few members they are still worth doing for those who live close by.

I hope to see you at several events and I encourage you to attend monthly meetings where the details of these events are being worked out.

Thanks!

Bill

Upcoming Events

- April 15 – NOMAC Meeting – Walton Hills Community Center
- May 18 – Amish Spring Tour and Dinner
- May 20 – NOMAC Meeting – Walton Hills Community Center



March NOMAC Meeting Minutes

March 18, 2019 NOMAC Meeting Minutes

Meeting Started at 7:00 PM

Location: Walton Hills Community Center

Members Present – 17 members + 1 visitor that joined the club

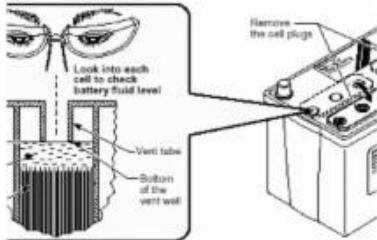
- Began with introductions
- Treasurer's Report – Jon Peterson discussed the P&L Statement
- Piston and Power Show
 - Club got 2nd place overall
 - Tony Caterino's graphics were a huge hit
 - Special thanks to Ken Kovach and Tony Caterino for making our display awesome
 - 22 of 29 members helped or showed up to the event
- 2019 NOMAC Calendar of Events
 - Spring Tour – Jerry
 - May 18 and same route as last year
 - Wings and Wheels – Chris Wolf
 - Wellington Car Show – Bill
 - Summer Picnic – Ken
 - Hungarian Fest – Skip
 - James A Garfield House – Josh
 - Fairview Park High School – Chris Sawicki
- Merchandise
 - We are placing an order for shirts and hats as we previously had
 - Also ordering screen-printed t-shirts
 - If interested, reach out to Josh
- New Business
 - IRS
 - We overpaid our taxes and get \$2.00 back
 - King Midget Car Club
 - At the Piston Powered Show we struck up a relationship with the King Midget Car Club
 - These cars were sold from the mid-1940s through the late 1960's via *Popular Mechanic* and other order at home catalogs
 - Powered by lawn mower engines, street legal and go about the same speed as our As
 - Josh invited them to participate in our club events going forward and they seemed receptive
- 50/50
- Tech Session – What to carry in you Model A Toolbox?
 - Below are some of what our members carry
 - Fire extinguisher
 - Check coolant level
 - Check oil level
 - Check brakes
 - Two wrenches for the carb
 - Points and condenser
 - Fan belt
 - Coil
 - Fuses
 - Jumper cables
 - Tire patch
 - Test light
 - Electrical tap
 - Spare tire WITH air and jack
 - Torque wrench
 - Tow strap
 - Hand crank
 - Support vehicle for long trips
 - Loose lug nuts
- Meeting adjourned at 9pm

Model A Tip

Jim's Tech Tip

Water In The Battery???

=====



Yes, if your Model A battery has caps that you can remove to see inside, you need to add water to the cells on a regular basis. Charging the battery boils the water off while you drive. If the plates inside the battery are exposed to air, it ruins them and reduces your battery's storage capacity. So you need to check the water level about once a month.

Unfortunately the battery access plate in the front floorboard provides a small opening to work through. Not very easy to add water to each cell. I've tried pouring water in from above and just made a mess!



Here's my tip: Get a plastic syringe (100 to 150 cc) from a pharmacy or feed store and put a 6-8" piece of vacuum hose on the end of it. Pour some distilled water into a clean cup. Now draw water up into the syringe and use the hose end to squirt water into each battery cell, to bring the liquid level back up to the bottom of the vent well (see figure).

Remember that this is sulfuric acid in the battery. Don't splash it up by spraying the water into the cell too fast. Don't let the end of the hose go into the acid. Please wear safety glasses while working around a battery.

Have a Model A Day!
Jim Cannon

Copyright © 2004 The Model A Club of America



Did You Know?

MAFCA offers a special membership for students?

Get the information at:
mafca.com/membership.html

Model A Fashion

Added at the end of the newsletter

Website Update

Our website at www.northernohiomodela.com has been completely updated. Please go check it out and let Bill or me know what you think! If you have any ideas or suggestions, please don't hesitate to let us know. It is now at a point that I can update it fairly quickly → so if you have pictures, events, articles, stories, etc. that you would like to post....SEND THEM MY WAY! Our website is one the best ways we can attract people to our club and our As! Like it or not, but in today's world you have to have a good webpage. I think ours is trending upward, but it still can improve, so keep the ideas and information to post coming my way. You will never hear me complain about having TOO much information to post on the site! I will also be posting old issues of the newsletter on the site as well, so if you misplace your copy check out the site, maybe it's out there.

-Josh

NOMAC Classifieds

Wanted

Rear fenders for a 1929 Tudor – possibly front fenders also. Contact Jerry at 440-636-3623 NO TEXTS

For Sale

1952 F2 – complete truck, disassembled – with title and flathead. \$2,000. Located in Milwaukee Contact Jan 920-655-4839



King Midgets were built in Athens, OH

Welcome New Members!

Welcome to NOMAC Dan Gress and Jim Trimble!

Random Pictures of Model As



“Newest” A in the NOMAC

Fred and Joanne Obreza recently joined NOMAC, but we have known them for several years via AACA. They caught the “A” bug and decided to get a car....and what a car they got!



Services Offered

Need some work done on your Model "A"? Here is a list of businesses and/or people who are known entities and have been recommended by club members. These services are tried and true. Have you had good service?

Please add to the list so that we all know where to go!

PARTS

- John Holland 7208 West law Rd. Valley City Oh. 330-483-3896
 - Carburetors, Model "A" Parts
- Gene Brolund, 131 Singer Ave, P.O. Box 224, Grand River, Oh 440-352-8005
 - Steering boxes, carburetors, windshield wipers, others
- Paul Eippert, Model "A" Parts Mineral Ridge, OH 330-652-0038
- Snyder's Antique Auto Parts, 12925 Woodworth Rd 888-262-5712
New Springfield, Oh 44443
- Bratton's Antique Auto Parts, 1606 Back Acre Circle, 301-829-9880
Mount Airy, MD 21771
- Mac's Auto Parts, 6150 Donner Rd., PO Box 238 877-220-8230
Lockport, NY 14095

SALVAGE

- S & W Auto Salvage 10635 Shanks Rd, Garrettsville 330-307-3139
 - Specializes in 1920s, 30s, 40s, 50s automobiles and trucks
- Budds Auto and Truck 2350 SR 14 Deerfield, OH 44411 330-947-2002
 - Parts '59 and older whole cars and trucks

RESTORATION AND MECHANICAL WORK

- Don Davison, 11408 Wheeler Rd. Garrettsville, Oh 330-357-6290
 - All aspects of restoration body, engine rebuilding
- Zembur Enterprises Mechanical Work, N. Lima OH 330-549-3605
- Matlins Transmission, Aurora Ohio contact Matt 330-562-6734
- CAE-- Certified Auto Electric, 225 Northfield Rd., Bedford Ohio 888-597-8278
- Buckeye Auto Electric, Painesville, OH, Joe Mazzone 440-354-2060
 - Specializing in antique autos, Model "A"
- Integrity Auto Care, Akron, fixing horns Philip Evans 330-689-2100

UPHOLSTERY

- J's Upholstery, 6865 Tallmadge Rd., Rootstown, Ohio 44272 330-325-1610
- Sutton Upholstery Jim and Ike Sutton 3505 North Ridge Rd. Perry, Ohio 440-361-0049
 - Good quality, reasonable auto upholstery
- Portage Trim, 3097 Ohio 59, Ravenna, OH 44266 330-296-5511
- Sullivan Upholstery LLC, 12 TWP. Rd. 1281, New London, Oh, 44851 419-929-1400

PAINTING/PINSTRIPING

- Chip Judd, pin striping on cars. 4296 East River Rd. 440-258-1075
Sheffield Village, Ohio 44054
- Custom Paint and Detail, painting and Pin striping, Matt Smith 330-571-4595

SANDBLASTING/POWDER COATING

- Summit Powder Coaters, 619 S. Van Buren av. Barberton, OH 330-753-7040
- Diversified Maintenance—Sandblasting Michael Molnar 330-549-3605
N. Bloomfield, OH
- Custom Sandblasting and Priming (Summer only) Daniel Gingrich 330-565-2618
16640 Madison Rd. (SR 528) Middlefield, Ohio 44062 440 548-5866
- Backwoods Blasting and Powder Coating, Kent, OH 330-678-0048
Ask for Doug

INSURANCE

- Hagerty Insurance, Contact Jim Englert, Kim Todd 419-271-3835
419-271-0049

OTHER

- Ameriprint, Printing, copying and graphics, Olmstead Falls 440-235-6094
Contact Tony Caterino
- License plate restoration Joe Ledford, 3 Ledford Ln, P. O. Box 83 H 919 365-7176
Wendell, NC 27591-7207 jlaverne@bellsouth.net C 919-271-1197

Jazz it Up

By Harriet McNeill


Have you been to a Model A meet and entered fashion judging? Maybe you are putting together an outfit that you plan to have judged at the next National Meet. Have you looked in the MAFCA Fashion Judging Procedures Manual and seen the forms that have to be filled out? Hopefully you forged ahead and said—'I am still going to enter fashion judging in spite of the forms and descriptions that I have to undertake!'

You will receive a sample page to follow along with the fashion judging forms once you decide to enter fashion judging, but it only gives the very basics needed. It would be beneficial to have additional, descriptive information on your entry form. Look at the sample in the MAFCA Fashion Judging Procedures Manual, Section 2, Forms, Page 4. Be imaginative.

A more complete description draws the attention of the judges to the finer details of the item. Here are some ideas to 'spice' up your entry description. Rather than just saying "a dress with a full skirt!", add some pizzazz! It could say "a soft, circular, flowing skirt to match the curved lines on the collar." By broadening your description, the judges have a better understanding of the beauty and authenticity of the item being brought before them.

Look in catalogs and magazines and you will find that they give great descriptions. You can almost picture in your mind exactly what the ensemble looks like with a detailed description.

The example below has lots of room for a description....separate matching jacket, blouse attaches to the flowing skirt, comfortable for walking, flared cuffs on the jacket sleeves, self-belt trimmed with a buckle (if you know what the buckle is made of, include that in your description), and an eye catching ruffle on the blouse. Be creative!



23W7445—Rose.
23W7446—Light Blue.
23W7447—Orchid.

No—we made no mistake on the Misses' charming dressy Frock. Light and summery-looking, yet its fashionable fabric makes it an ideal choice for all year 'round. Hasn't it quite the daintiest cape collar you've seen—of ecru lace trimmed with the material itself, softly gathered at front with a dainty flower? The modest flared skirt is cut all-round in smart pointed sections.

Misses' Sizes: 14 to 20 (to fit 32 to 38 bust). See Scale of Sizes on page 14.

Major Garment: *Late afternoon blue and tan chiffon dress with a bertha collar.*

Suggestions....

Collar is daintily tucked.

Collar is edged with lace to match the flared cuffs on the sleeves.

The dress has an uneven hemline which drapes into graceful flowing lines.

The dress has a side-tie fastening that draws the waist in to give a semi-fitted look.

Picot edging finishes the hemline and the neckline.

If multiple fabrics are used, don't be afraid to say that they complement each other.

Headgear/Hairdo: *Hair styled in finger waves with a rhinestone hair clip.*

Suggestions....



Hair is short and styled in tight finger waves.

Shape of the hair clip—large or small

If you are wearing a hat, describe it in detail such as...

Self-bow at the side adding flattery

Bow completes the crown beautifully

Close fitting crown or

Cleverly scalloped brim with blue and white ribbon trim

Coordinated Apparel: *Outer garment-Long coat*

Suggestions....

All wool coat with unique sleeve detailing

Type of wool could be described

Stitching on the cuffs and belt matches the stitching on the face framing collar

Belt is of same fabric and has the same flattering stitching and is accented with a gold buckle

If by chance you are wearing a shawl, give information as to the fabric, where found, length of fringe and/or length or width of shawl. Maybe you could even say it matches perfectly with the color of shoes or the major garment.



Accessories: *Clear crystal 2 strand necklace...*

Suggestions....

Give the type of fastener on the necklace

You might say a brilliantly becoming necklace of clear crystals

Matching silver and clear crystal drop earrings with screw backs

Leather Purse....

Suggestions....

Lining, color or fabric

Compartments

Type of handle or if it's a clutch,

Is there a back strap?

Design on the flap



Whiting and Davis blue and tan purse complements the color of the major garment

Describe the handle or the type of opening or if there is a lining (or not)

Give the shape of the compact if one is inside or if it is to be judged



C1. Steel cut beads on an all metal frame. The lining of French silk has pocket for small coin purse. *Montgomery Ward, F/W 1928*

Illustration from *MAFCA Fashion Guidelines*



Footgear: *Blue satin one-strap pump with a Cuban heel*

Suggestions....

Attractively cut out sides

The strap and buckle gives new beauty to the instep

Tell the color of the seamed silk stockings

Round garters rolled above the knee.

The blue satin looks beautiful with the blue in the major garment.

Additional information: *Hair and nails done in era fashion.*

Always be sure to include what you have done to go above and beyond to achieve the look of the Model A era. Be sure to bring dated documentation of items not pictured or described in the *MAFCA Fashion Guidelines*. You can find documentation in catalogs and magazines dated through the Model A years.

It also is helpful to add the *MAFCA Fashion Guidelines* reference to the section, page and item that closely resembles your item. A judge can flip to the page and see the item thus reducing time and stress in the judging room.

Illustrations from *National Bellas Hess Co Inc* Spring & Summer 1931 and Fall & Winter 1928-1929

#####