



Mr. Jerry Sansom, Chairman
Mr. Milo Zonka, Vice Chairman
Mr. John Craig, Treasurer
Mr. Harry Carswell, Secretary
Mr. Al Elebash
Mr. Roger Molitor
Mr. Donn Mount

355 Golden Knights Blvd. ✈ Titusville, Florida 32780
321.267.8780 ✈ fax: 321.383.4284 ✈ mpowell@flairport.com

AGENDA
REGULAR MEETING
AUGUST 15, 2019 AT 4:00 P.M.

.....

*** NOTE TO ALL PUBLIC ATTENDEES:**

The public may speak on any item on the agenda. Should someone wish to address the Airport Authority Board on a specific item, there will be request cards located on the wall adjacent to the public seating area. Be advised that these cards must be completed and presented to the Executive Secretary prior to the item being heard. Your comments will be addressed prior to the Board's discussion and you will have 5 minutes to address the Board. Thank you for your attention.

Salute to Flag - Pledge of Allegiance.

- I. CALL TO ORDER.
- II. ROLL CALL.
- III. APPROVAL OF THE AGENDA, AS PRESENTED
- IV. APPEARANCES: None
- V. PRESENTATIONS: None
- VI. CONSENT AGENDA:

(These items are considered routine and will be acted upon by the Authority in one motion. If an Airport Authority Board Member requests discussion on an item, it will be considered separately.)

- a. Approval of the Titusville - Cocoa Airport Authority Minutes:

- 1. July 18, 2019 - Regular Meeting

- VII. OLD BUSINESS: None
- VIII. NEW BUSINESS:

- a. Discussion and Consideration of a Certified Public Accountant Firm to Provide Auditing Services for the Titusville - Cocoa Airport Authority
 - b. Discussion and Consideration of Florida Biplanes Expansion Plans at COI
 - c. Discussion by Mr. Nick Leone of Recent Invoiced Costs by Michael Baker International and Contractors Regarding Current Projects

**NEXT REGULARLY SCHEDULED AUTHORITY MEETING IS TENTATIVELY SCHEDULED FOR
SEPTEMBER 19, 2019 AT 4:00 P.M.**

- d. Discussion by Mr. Rob Hambrecht of Recent Invoiced Costs by AVCON and Contractors Regarding Current Projects

XI. INFORMATION SECTION:

a. Chief Executive Officer Report

- Meeting with FDOT Discussing Projects
- Meeting with the Tenants at X21 Discussing the Upcoming PAPIs and Airfield Markings Projects
- Attended BOCC Meeting
- Follow Up Meeting with the FBO at COI Discussing Possible Options for Expansion at TIX
- Welcome/ Update Meeting with Mr. Molitor
- Participated in the 2020 Brevard Day at the Capitol Working Meeting
- WebEx Meeting with Baker Discussing AGIS Survey and Obstruction Removal Project at TIX
- WebEx Meeting with Baker Discussing 9-27 Rehab at TIX
- Meeting with Florida Biplanes about Possible Expansion
- Meeting with an Individual Interested in Possible Expansion at TIX

b. Attorney Report

c. Check Register & Budget to Actual

d. Project Reports

X. AUTHORITY MEMBERS REPORT

XI. PUBLIC AND TENANTS REPORT

XII. ADJOURNMENT

Respectfully submitted,

Mr. Michael D. Powell, C.M., ACE
Chief Executive Officer

Mr. Jerry Sansom
Chairman

TITUSVILLE – COCOA AIRPORT AUTHORITY

The Regular Meeting of the Titusville - Cocoa Airport Authority was held on July 18, 2019 at 8:30 a.m. at the Titusville - Cocoa Airport Authority Office at 355 Golden Knights Boulevard, Titusville, FL. The following members were present: Mr. Jerry Sansom, Chairman; Mr. Milo Zonka, Vice Chairman; Mr. Harry Carswell, Secretary; Mr. John Craig, Treasurer; Dr. David Hosley; Mr. Michael D. Powell, C.M., ACE, CEO; Ms. Lesley-Anne Marks, Attorney. Mr. Al Elebash was absent.

Call to Order

Mr. Sansom called the meeting to order and determined that a quorum was present.

Approval of the Agenda

Mr. Sansom asked if there were any proposed changes to the Agenda. Mr. Powell stated that the description for New Business-Item A, needed to be changed to reflect two vehicles and two mowers rather than one mower. Mr. Sansom called for a motion to approve the Agenda as amended. Dr. Hosley made the motion. Mr. Carswell seconded. Mr. Sansom called the question. There were no objections. Motion passed.

Appearances – None**Presentations – None****Consent Agenda****Item A – Approval of the Titusville-Cocoa Airport Authority Minutes:****1. June 20, 2019 – Regular Meeting**

Mr. Sansom called for a motion to approve the Consent Agenda. Mr. Zonka made a motion to approve the Consent Agenda as presented. Mr. Carswell seconded. Mr. Sansom called the question. There were no objections. Motion passed.

Old Business – None**New Business****Item A – Discussion & Consideration of Two Vehicles and Two Mowers for the Facilities Department**

Mr. Powell gave a brief overview of the item, stating that the two vehicles were from the state bid and for the mowers, Staff went with the three-bid system. Discussion continued.

Mr. Zonka made a motion to approve the item. Dr. Hosley seconded. Mr. Sansom called the question. There were no objections. Motion passed.

Item B – Discussion & Consideration of the Proposed 2019-2020 Fiscal Year Budget

Mr. Powell gave a brief overview of the item, stating that the budget was presented in May and that the Board would see it again in August and September for the First and Second Public Hearings. Mr. Zonka asked if there were any changes from the last time. Mr. Powell stated that there were not. Ms. Lesley-Anne Marks, Attorney, stated that no motion was necessary.

Item C – Discussion by Mr. Matthew Oliver of Recent Invoiced Costs by Michael Baker International and Contractors Regarding Current Projects

Mr. Sansom turned the floor over to Mr. Oliver.

Mr. Oliver presented Pay Request Number 7 in the amount of \$25,000.00 from Michael Baker International and Pay Request Number 6 in the amount of \$179,646.73 from C&D Construction, which were for the Port-A-Port Replacement Project at Merritt Island Airport.

Mr. Oliver presented Pay Request Number 4 in the amount of \$153,774.00 from H.L. Pruitt, which was for the Airfield Lighting Rehabilitation Project at Space Coast Regional Airport.

Mr. Zonka made a motion to approve the invoices. Dr. Hosley seconded. Mr. Sansom called the question. All voted aye. Motion passed.

Mr. Zonka asked if there were any changes in the cost for the new hangars at Merritt Island Airport. Mr. Powell gave a brief explanation. Discussion continued.

Item D – Discussion by Mr. Tim Shea of Recent Invoiced Costs by AVCON and Contractors Regarding Current Projects

Mr. Sansom turned the floor over to Mr. Shea.

Mr. Shea presented Pay Request Number 2 in the amount of \$2,774.87 from Avcon, Inc., which was for the PAPI Replacement Project at Arthur Dunn Airpark.

Mr. Shea presented Pay Request Number 2 in the amount of \$4,000.00 from Avcon, Inc., which was for the Airfield Marking Improvements Project at Arthur Dunn Airpark.

Mr. Carswell made a motion to approve the invoices. Mr. Zonka seconded. There were no objections. Motion passed.

CEO Report

Mr. Powell reported that Staff had been working with a number of groups that were looking to possibly expand their operations at Space Coast Regional Airport. Mr. Powell stated that many of the groups were coming back and reviewing the facilities, and that Staff and Mr. Bird were finishing up on several leases to bring back to the Board at a future date.

Mr. Powell concluded his report.

Attorney Report

Ms. Marks reported that Staff was working on several lease agreements, with a large amount of interest in Wings Two and Three in the Administrative Building, in addition to another building at Space Coast Regional Airport for the Elks Lodge.

Ms. Marks reported that the attorney continued to conduct more discovery in the Welsh case in order to best prepare the defense. Discussion continued.

Ms. Marks concluded her report.

Check Register & Budget to Actual

Mr. Powell stated that the financials had been provided.

Mr. Zonka thanked Ms. Ashley Campbell, Manager of Finance & Grants Administration, for providing an Aging Report.

Administration & Project Reports

Mr. Powell stated that the report was provided and would be happy to answer any questions.

Mr. Zonka asked if Staff could provide a spreadsheet showing open work orders. Mr. Powell stated that all ongoing issues were currently being addressed and that the auctioneer had already removed a lot of the equipment and would be taking more today. Mr. Sansom asked Mr. Powell to provide a pictorial update at the next meeting.

Authority Members Report

Dr. Hosley stated that he spoke with Commissioner Lober at length about the Airport Authority, the Space Program and unmanned systems, and that it was a very good conversation.

Public & Tenants Report

Mr. Sansom turned the floor over to Mr. Mark Grainger from Florida Biplanes at Merritt Island Airport. Mr. Grainger stated that he had been operating his maintenance business out of the Servant Air Ministries hangar, and that they had notified him that they were terminating his lease with short notice for him to move out. Mr. Grainger stated that he didn't have any place to put the business and was inquiring about a building that was for sale on the North-West corner of the airport. Mr. Grainger stated that he thought it was a perfect place for his maintenance building, but it was outside the fence. Mr. Grainger asked the Board if there was anything that could be done, and that if he bought the property, he could do a long term lease to the Airport Authority to have control of it or the Airport Authority could buy it and he would sign a long term lease. Mr. Powell stated that Staff reached out to the engineers and Mr. Bird, and that it would have to be approved through the FAA. Discussion continued

Mr. Don White from the EAA at Merritt Island Airport asked why the PAPI Project at the airport was put on the back burner. Mr. Powell stated that the project wasn't on the back burner and gave a brief explanation. Mr. Shea stated that he hadn't heard anything, but would speak to Mr. Rob Hambrecht and have him give an update soon. Discussion continued.

Dr. Hosley asked how the employee development training was going. Mr. Powell stated it was going well, and that Staff still had four more classes to go to. Discussion continued.

Adjournment

Mr. Sansom adjourned the meeting at 9:04 a.m.

JERRY SANSOM, CHAIRMAN

HARRY CARSWELL, SECRETARY



TIX → SPACE COAST REGIONAL AIRPORT
COI → MERRITT ISLAND AIRPORT
X2I → ARTHUR DUNN AIRPARK

355 Golden Knights Blvd. → Titusville, Florida 32780 → 321.267.8780 → fax: 321.383.4284 → email: admins@flairport.com

MEMORANDUM

TO: Members of the Airport Authority

FROM: Michael D. Powell, C.M., ACE
Chief Executive Officer

DATE: August 15, 2019

ITEM DESCRIPTION - NEW BUSINESS ITEM A

Discussion and Consideration of a Certified Public Accountant Firm to Provide Auditing Services for the Titusville - Cocoa Airport Authority

BACKGROUND

Davies, Houser & Seacrest was up for renewal on their audit service contract with the Airport Authority and the Board elected to go out on the street. An RFP was advertised and three organizations submitted for consideration.

They are, in no particular order, - Carr, Riggs, & Ingram out of Melbourne, FL - Davies, Houser & Seacrest out of Cocoa, FL - and James Moore out of Daytona Beach, FL.

ISSUES

Proposals from interested firms should include the following information:

- A signed letter briefly stating the proposer's understanding of the scope of work to be done.
- Statement of availability and accessibility to the Titusville-Cocoa Airport Authority.
- List of current clients requiring similar audits with similar funding sources and compliance requirements.
- Detailed cost estimate.

All submissions will be reviewed by the Airport Authority Board of Directors. Each proposal will be evaluated based upon the proposal requirements and selection criteria as follows:

- Understanding of scope of services
- Availability and accessibility to the Titusville-Cocoa Airport Authority
- Experience with similar audits
- Demonstrated ability to understand requirements applicable to the Titusville-Cocoa Airport Authority
- Capabilities, assigned personnel, experience with similar organizations
- Ability to meet time requirements and ability to serve the Titusville-Cocoa Airport Authority
- Cost

The chosen firm will be engaged and a contract negotiated. If an agreement cannot be accomplished, another firm will be chosen and so on.

ALTERNATIVES

The Airport Authority Board could select one of the firms that submitted of audit services after evaluating each, or could ask questions after their short presentation to help with the selection.

FISCAL IMPACT

Fees proposed from Carr, Riggs & Ingram for 2019 auditing services are \$19,500 for the Financial Audit. 2020 fees would be \$19,800, and 2021 fees would be 20,100.

Carr, Riggs & Ingram fees for compliance work will be charged at the following rate: Partner - \$225 per hour, Manager - \$155 per hour, Audit Senior - \$125 per hour and audit associate - \$100 per hour. It is estimated the fee for the compliance portion of the audit should not exceed \$6,500.

Fees proposed for 2019 auditing services from Davies, Houser, and Seacrest, CPA, P.A. are \$20,000 for the Financial Audit. The fees for 2020 and 2021 will increase 2% each year.

Fees for compliance work will be charged at the following rate: Director - \$115 per hour, Supervisor - \$90 per hour, and staff - \$75 per hour. It is estimated the fee for the compliance portion of the audit should not exceed \$7,000.

Fees proposed from James Moore for 2019 auditing services are \$17,000 for the Financial Audit. 2020 fees would be \$17,750, and 2021 fees would be \$18,500.

James Moore fees for compliance work will be charged at the following rate: Partner - \$225 per hour, Manager/ Director - \$165 per hour, Senior/ Supervisor - \$135 per hour and staff accountant - \$100 per hour. It is estimated the fee for the compliance portion of the audit should not exceed \$2,000.

RECOMMENDED ACTION

It is respectfully requested that the Airport Authority Board resolve to (1) Select a CPA firm for auditing services, and (2) authorize an Authority Officer or the CEO to execute the necessary documentation upon satisfactory review by legal counsel.

**TITUSVILLE-COCOA AIRPORT AUTHORITY
REQUEST FOR PROPOSALS
FOR
AUDITING SERVICES**

1. Introduction

The Titusville-Cocoa Airport Authority is requesting proposals from qualified firms of Certified Public Accountants to audit its financial statements for the fiscal year ending September 30, 2019, with the option of auditing statements for each of the two subsequent fiscal years.

These audits will be conducted in accordance with U.S. generally accepted auditing standards; the standards for financial audits contained in *Government Auditing Standards*, issued by the Comptroller General of the United States; the Single Audit Act Amendments of 1996; the provisions of OMB Circular A-133; and the OMB Circular Compliance Supplement and Government Auditing Standards, and further will include tests of accounting records, a determination of major program(s) in accordance with Circular A-133.

To be considered, ten (10) copies of a proposal must be received by Mr. Michael D. Powell, Chief Executive Officer, 355 Golden Knights Blvd., Titusville, FL 32780 no later than 2:00 p.m., August 1, 2019.

A three year contract is contemplated, subject to the annual review and recommendation of the Board of Directors and the satisfactory negotiation of terms.

2. Management Assistance

The Titusville-Cocoa Airport Authority staff and responsible management personnel will be available during the audit to assist the firm by providing information, documentation, and explanations.

3. Proposal Requirements

Proposals from interested firms should include the following information:

- A signed letter briefly stating the proposer's understanding of the scope of work to be done.
- Statement of availability and accessibility to the Titusville-Cocoa Airport Authority.
- List of current clients requiring similar audits with similar funding sources and compliance requirements.
- Detailed cost estimate.

4. Scope of Work

- The audit is to include examining, on a test basis, evidence supporting the amounts and disclosures in the financial statements.

- As required by the Single Audit Act Amendments of 1996 and OMB Circular A-133 and the Florida Single Audit Act, the audit should include tests of transactions related to major federal award programs and state financial assistance projects, for compliance with applicable laws and regulations and the provisions of contracts and grant agreements.
- The Audit should include tests of documentary evidence supporting the transactions recorded in the accounts, and include tests of the physical existence of inventories, and direct confirmation of receivables and certain other assets and liabilities by correspondence with selected individuals, creditors, and financial institutions.
- Internal control test related to the financial statements and compliance with laws, regulations, and the provisions of contracts or grant agreements, noncompliance with which could have a material effect on the financial statements in accordance with *Government Auditing Standards*.
- Internal control tests related to major federal programs and state projects, and opinions (or disclaimer of opinions) on compliance with laws, regulations, and the provisions of contracts or grant agreements that could have a direct and material effect on each major program and project in accordance with the Single Audit Act Amendments of 1996 and Office of Management and Budget (OMB) Circular A-133, *Audits of States, Local Governments, and Non-Profit Organizations* and the Florida Single Audit Act.

5. Assistance with Reporting Package

The audit firm will be requested to assist the Authority staff with the preparation of the reporting package. In addition to the basic financial statements the reporting package should include the following schedules:

- Schedules of revenues for the years ending September 30, 2019.
- Schedules of expenditures for the years ending September 30, 2019.
- Schedules of changes in capital project accounts for the years ending September 30, 2019.
- Schedules of federal and state financial assistance for the years ending September 30, 2019.
- Debt service requirements to maturity for the years ending September 30, 2019.
- Property, equipment, and depreciation for the years ending September 30, 2019.
- Capital projects summaries for the years ending September 30, 2019.

6. Selection Process

All submissions will be reviewed by the Titusville-Cocoa Airport Authority Board of Directors. Each proposal will be evaluated based upon the proposal requirements and selection criteria as follows:

- Understanding of scope of services
- Availability and accessibility to the Titusville-Cocoa Airport Authority
- Experience with similar audits
- Demonstrated ability to understand requirements applicable to the Titusville-Cocoa Airport Authority
- Capabilities, assigned personnel, experience with similar organizations
- Ability to meet time requirements and ability to serve the Titusville-Cocoa Airport Authority
- Cost

The chosen firm will be engaged and a contract negotiated. If an agreement cannot be accomplished, another firm will be chosen and so on.



TIX → SPACE COAST REGIONAL AIRPORT
COI → MERRITT ISLAND AIRPORT
X21 → ARTHUR DUNN AIRPARK

355 Golden Knights Blvd. → Titusville, Florida 32780 → 321.267.8780 → fax: 321.383.4284 → email: admins@flairport.com

REQUEST FOR PROPOSALS FOR AUDITING SERVICES CHECKLIST

General

The Titusville-Cocoa Airport Authority is requesting proposals from qualified firms of Certified Public Accountants to audit its financial statements for the fiscal year ending September 30, 2019, with the option of auditing statements for each of the two subsequent fiscal years.

These audits will be conducted in accordance with U.S. generally accepted auditing standards; the standards for financial audits contained in *Government Auditing Standards*, issued by the Comptroller General of the United States; the Single Audit Act Amendments of 1996; the provisions of OMB Circular A-133; and the OMB Circular Compliance Supplement and Government Auditing Standards, and further will include tests of accounting records, a determination of major program(s) in accordance with Circular A-133.

A three year contract is contemplated, subject to the annual review and recommendation of the Board of Directors and the satisfactory negotiation of terms

Proposal Requirements

Proposals from interested firms should include the following information:

1. A signed letter briefly stating the proposer's understanding of the scope of work to be done.
2. Statement of availability and accessibility to the Titusville-Cocoa Airport Authority.
3. List of current clients requiring similar audits with similar funding sources and compliance requirements.
4. Detailed cost estimate.

Selection Process

Each proposal will be evaluated based upon the proposal requirements and selection criteria as follows:

1. Understanding of scope of services
2. Availability and accessibility to the Titusville-Cocoa Airport Authority
3. Experience with similar audits
4. Demonstrated ability to understand requirements applicable to the Titusville-Cocoa Airport Authority
5. Capabilities, assigned personnel, experience with similar organizations
6. Ability to meet time requirements and ability to serve the Titusville-Cocoa Airport Authority
7. Cost

The chosen firm will be engaged and a contract negotiated. If an agreement cannot be accomplished, another firm will be chosen and so on.

CRI

DH&S

JM

1. _____

2.	_____	_____	_____
3.	_____	_____	_____
4.	_____	_____	_____
5.	_____	_____	_____
6.	_____	_____	_____
7.	_____	_____	_____
	_____	_____	_____
	Total	Total	Total

Rate each numbered section (1-7) up to 10 possible points for 70 total.

***The selection process may at TCAA's option include an interview process.**



TIX → SPACE COAST REGIONAL AIRPORT
COI → MERRITT ISLAND AIRPORT
X2I → ARTHUR DUNN AIRPARK

355 Golden Knights Blvd. → Titusville, Florida 32780 → 321.267.8780 → fax: 321.383.4284 → email: admins@fairport.com

MEMORANDUM

TO: Members of the Airport Authority

FROM: Michael D. Powell, C.M., ACE
Chief Executive Officer

DATE: August 15, 2019

ITEM DESCRIPTION - NEW BUSINESS ITEM B

Discussion and Consideration of Florida Biplanes Expansion Plans at COI

BACKGROUND

Florida Biplanes, Inc. is currently in Building #5 at Merritt Island Airport operating a biplane site-seeing business that was approved in 2010 by the Board. Florida Biplanes' business continues to grow and the organization wishes to expand.

Mr. Mark Grainger has previously addressed the Board regarding their organization's interest in building a larger facility at COI to better accommodate their growth. Mr. Grainger is looking to pour a 70X70 concrete pad and install a Big Top Canopy until a permanent facility can be constructed.

ISSUES

Since Florida Biplanes wishes to slightly modify its initial expansion plans by erecting the temporary facility, staff simply wished to ensure the Board was okay proceeding.

ALTERNATIVES

The Board could decide to allow or not to allow the request by Florida Biplanes, Inc.

FISCAL IMPACT

Although it had been planned for future development, the Airport Authority would need to modify a ditch in the proposed location, but the needed level of work is not finalized yet.

RECOMMENDED ACTION

It is respectfully requested that the Airport Authority Board resolve to (1) approve the request by Florida Biplanes to expand, and (2) authorize an Authority Officer or the Chief Executive Officer to execute the necessary documentation upon satisfactory review by legal counsel.

Michael Powell

From: Mark Grainger <mark@floridabiplanes.com>
Sent: Wednesday, August 07, 2019 9:42 AM
To: Michael Powell
Subject: need a commercial hangar at KCOI
Attachments: COI-General Aviation Build-Out Plan - Lease Line-EXHIBIT 2.pdf

Michael,

First, I would like to say “thank you” for your fast help and effort with my hangar dilemma. Unfortunately, the hangar outside the airport property that I was hoping to purchase has gone under contract and I am doubtful it will be a likely solution for moving my business.

Having considered all other options, I would like to move forward with my original plans to build a new hangar on my leasehold just to the West of my biplane hangar. But due to the time-critical nature of losing my current lease to SAMI, I believe the fastest and most economical solution is to put a fabric structure on the footing of the future metal hangar I intend to eventually construct. I am proposing to use the same manufacturer, Big Top Shelters, that the you have already purchased from for a structure at KTIIX. The structure will be built to meet all codes and requirements to allow me to conduct my maintenance business work in it.

Of course, it seems everything has a hurdle to clear, and this is no exception. There currently is an open drainage ditch where the hangar needs to be located. I understand that the airport has near-term plans to pipe over this ditch, but I am now requesting to see if this part of your future project for the NW end infrastructure can be completed ASAP.

I have attached an old preliminary drawing showing the proposed location of an 80' x 80' hangar (the one closest to my existing biplane hangar)...this is the approximate area of where I wish to proceed with a 70' x 70' structure (first fabric, and eventually metal).

Could you please put my request on the agenda for the next BOD meeting and note that I am asking for the Board's consent and approval to move forward with this plan. Also, because of the nature of a fabric structure, I am going to need some storage units and would like the board's approval to use shipping containers on each side of the structure that are painted and aesthetically acceptable. These containers are not uncommon at many other public airports.

Please let me know if you have any questions or need any more specifics.

Respectfully,
Mark

Mark Grainger
President
Florida Biplanes Inc.
Merritt Island, FL
321-392-4122
mark@FloridaBiplanes.com





TIX → SPACE COAST REGIONAL AIRPORT
COI → MERRITT ISLAND AIRPORT
X2I → ARTHUR DUNN AIRPARK

355 Golden Knights Blvd. → Titusville, Florida 32780 → 321.267.8780 → fax: 321.383.4284 → email: admins@flairport.com

MEMORANDUM

TO: Members of the Airport Authority

FROM: Michael D. Powell, C.M., ACE
Chief Executive Officer

DATE: August 15, 2019

ITEM DESCRIPTION - NEW BUSINESS ITEM C

Discussion by Mr. Nick Leone of Recent Invoiced Costs by Michael Baker International and Contractors Regarding Current Projects

BACKGROUND

Michael Baker International is currently conducting the engineering and oversight work for contractors on current projects.

The invoice review is to keep the Board informed and ensure we meet FDOT compliance requirements.

ISSUES

All projects are moving forward.

ALTERNATIVES

If anything regarding the numbers is unclear during the discussion, the Airport Authority Board may ask questions about the costs to ensure everyone is comfortable with the invoices as presented.

FISCAL IMPACT

The current Invoiced Costs for the invoices will be covered by Mr. Nick Leone, of Michael Baker International, in detail at the Board Meeting. The back-up documentation is provided for the Board's convenience of reference.

RECOMMENDED ACTION

It is respectfully requested that the Airport Authority Board resolve to (1) Concur with approval of the invoiced costs by Michael Baker International and (2) authorize an Authority Officer or the Chief Executive Officer to execute the necessary documentation upon satisfactory review by legal counsel.

APPLICATION AND CERTIFICATE FOR PAYMENT

TO: Titusville-Cocoa Airport Authority
355 Golden Knights Blvd.
Titusville, FL 32780

PROJECT: Airfield Lighting Rehab - Space Coast Regional APO
HLCPC JOB #: 504

APPLICATION NO. FIVE
APPLICATION DATE 7/1/2019
PERIOD TO: 6/28/2019
Distribution to:
☒ OWNER
☒ ENGINEER
☐ CONTRACTOR

CARE OF: Nick Leone, Michael Baker International: 2054 Vista Parkway, Suite 400, West Palm Beach, FL 33411

FROM: H.L. Pruitt Corp.
501 Wade Street
Winter Springs, FL 32708
HLCPC INV#: 50405

CONTRACTOR'S APPLICATION FOR PAYMENT

Application is made for payment, as shown below, in connection with the Contract Continuation Sheet, AIA Document G-703, is attached.

1. ORIGINAL CONTRACT SUM	\$ 1,814,096.00
2. Net change by Change Orders	\$ 296,750.00
3. CONTRACT SUM TO DATE	\$ 2,110,846.00
4. TOTAL COMPLETED & STORED TO DATE \$ (Column J on G703)	783,142.89
5. RETAINAGE	
a. 10% of Completed Work (Columns D + E on G703)	\$ 78,314.29
b. 0% of Stored Material (Column F on G703)	\$ 0.00
Total Retainage (Line 5a + 5b or Total in Column I of G703)	\$ 78,314.29


6. TOTAL EARNED LESS RETAINAGE (Line 4 less Line 5 Total)	704,828.60
7. LESS PREVIOUS CERTIFICATES FOR PAYMENT (Line 6 from prior Certificate)	\$ 439,911.90
8. CURRENT PAYMENT DUE	\$ 264,916.70

9. BALANCE TO FINISH, INCLUDING RETAINAGE (Line 3 less Line 6)	\$ 1,406,017.40
---	-----------------


CHANGE ORDER SUMMARY	ADDITIONS	DEDUCTIONS
Total changes approved in previous months by Owner	0.00	0.00
Total approved this Month	296,750.00	0.00
TOTALS	296,750.00	0.00
NET CHANGES by Change Order	296,750.00	

The undersigned Contractor certifies that to the best of the Contractor's knowledge, information and belief the Work covered by this Application For Payment has been completed in accordance with the Contract Documents, that all amounts have been paid by the Contractor for Work for which previous Certificates for Payment were issued and payments received from the Owner, and that current payment shown herein is now due.


CONTRACTOR: H.L. Pruitt Corp.

By:  Date: 07/01/19

State of: Florida
County of: SEMINOLE
Subscribed and sworn to before
me this 1st day of July, 2019

Notary Public: 

My Commission Expires: 12/31/19



ENGINEER'S CERTIFICATE FOR PAYMENT

In accordance with the Contract Documents, based on on-site observations and the data comprising this application, the Engineer certifies to the Owner that to the best of the Engineer's knowledge, information and belief the Work has progressed as indicated, the quality of the work is in accordance with the Contract Documents, and the Contractor is entitled to payment of the AMOUNT CERTIFIED.

AMOUNT CERTIFIED \$264,916.70
(Attach explanation if amount certified differs from the amount applied for. Initial all figures on this Application and on the Continuation Sheet that are changed to conform to the amount certified.)

ENGINEER:  Date: 8/7/19

This certificate is not negotiable. The AMOUNT CERTIFIED is payable only to the Contractor named herein. Issuance, payment and acceptance of payment are without prejudice to any rights of the Owner or Contractor under this Contract.

 8/7/19

SCHEDULE OF VALUES
Airfield Lighting Rehabilitation - Spruce Coast Regional APO
Tusculum-Cocoa Airport Authority

MLPC JOB #: 504

Application for Payment #: FIVE
Date of application: 7/1/2018
Through date: 6/29/2019

INDEX	PAV ITEM NO.	DESCRIPTION	UN	QTY	UNIT PRICE	CONTRACT AMOUNT	G	H	I	J	K	L	M	Through Date:	
														BALANCE TO FINISH	O
A	B	C	D	E	F	G	H	I	J	K	L	M	N	O	
1	01000	Mobilization	LS	1	200,000.00		0.75	150,000.00			0.75	150,000.00	75%	50,000.00	15,000.00
2	01030	Maintenance of Air Operations	LS	1	30,000.00		0.25	7,500.00	0.60	18,000.00	0.85	25,500.00	85%	4,500.00	2,550.00
3	02000	Construction Layout & As-Built Survey	LS	1	5,000.00		0.00	-	0.70	3,500.00	0.70	3,500.00	70%	1,500.00	350.00
4	S-140	Demol and Remove existing Security Fencing	LF	82	6.00	496.00	62.00	496.00			62.00	496.00	100%	-	49.60
5	S-140	Demol and Removal of Existing Vault	LS	1	45,000.00		0.00	-			-	-	0%	45,000.00	-
6	0131120	Pre-cast concrete vault building (all-inclusive)	LS	1	158,000.00		1.00	158,000.00			1.00	158,000.00	100%	-	15,800.00
7	F-162	Security Chain Link Fencing	LF	97	60.00	5,820.00	97.00	5,820.00			97.00	5,820.00	100%	-	582.00
8	F-162	Pedestrian Gate	EA	1	115.00	115.00	1.00	115.00			1.00	115.00	100%	-	11.50
9	T-604-5.1	Sodding	SY	1,000	3.00	3,000.00	0.00	-			-	-	0%	3,000.00	-
10	L-107-5.1	Removal of existing RWY Windcone structure & foundation	EA	3	1,100.00	3,300.00	0.00	-	1.00	1,100.00	1.00	1,100.00	33%	2,200.00	110.00
11	L-107-5.2	New L-807(L) LED Extremity lighted windcone system with a base can in earth	EA	1	14,000.00	14,000.00	0.00	-			-	-	0%	14,000.00	-
12	L-107-5.3	New L-807(L) LED Extremity lighted windcone system with a base can in earth	EA	2	8,000.00	16,000.00	0.00	-			-	-	0%	16,000.00	-
13	L-108-5.1	Hand excavate minimum 8" w x 20" deep trench minimum 8" wide x 20" deep in existing full strength pavement	LF	500	12.00	6,000.00	0.00	-			-	-	0%	6,000.00	-
14	L-108-5.2	3/4" x 20" ground rods connected to counterpoise	LF	100	10.00	1,000.00	0.00	-			-	-	0%	1,000.00	-
15	L-108-5.3	10' additional ground rod sections	EA	10	120.00	1,200.00	0.00	-	3.00	360.00	3.00	360.00	30%	840.00	36.00
16	L-108-5.4	165 1830 3200 RWY counterpoise conductor installed over conduit system, not parallel to edge of pavement	EA	10	90.00	900.00	0.00	-			-	-	0%	900.00	-
17	L-108-5.5	165 1830 3200 RWY counterpoise conductor installed over conduit system, not parallel to edge of pavement	LF	1,250	0.90	1,125.00	0.00	-	810.00	729.00	810.00	729.00	65%	396.00	72.90
18	L-108-5.6	12 Strand MM FOS Cable for ALCKAS installed in new conduits	LF	103,000	1.00	103,000.00	21,070.00	21,070.00	49,165.00	49,165.00	70,235.00	70,235.00	68%	32,765.00	7,023.50
19	L-108-5.7	350 KCMIL XHHW conductor installed in new Conduit/Ductbank/Manhole System	LF	250	45.00	11,250.00	0.00	-			-	-	0%	11,250.00	-
20	L-108-5.8	61, 600 V XHHW conductor installed in new Conduit/Ductbank/Manhole System	LF	1,650	12.00	19,800.00	0.00	-			-	-	0%	19,800.00	-
21	L-108-5.9	Demolition of existing electrical systems in the existing Airfield Electrical Vault, complete	LF	850	10.00	8,500.00	0.00	-			-	-	0%	8,500.00	-
22	L-109-5.1	Provide and install new electrical systems in the existing Airfield Lighting Vault, complete	LS	1	18,000.00	18,000.00	0.00	-			-	-	0%	18,000.00	-
23	L-109-5.2	Provide and install new Airfield Lighting Control System, L-800BB, complete	LS	1	150,000.00	150,000.00	0.20	30,000.00			0.20	30,000.00	20%	120,000.00	3,000.00
24	L-109-5.3	Provide and install new L-829 7.5 KW Ferroresonant, 208V, 3-step regulator with 120V control voltage, complete	LS	1	180,000.00	180,000.00	0.00	-			-	-	0%	180,000.00	-
25	L-109-5.4	Provide and install new L-829 10 KW Ferroresonant, 208V, 3-step regulator with 120V control voltage, complete	EA	2	15,000.00	30,000.00	0.00	-			-	-	0%	30,000.00	-
26	L-109-5.5	Provide and install new L-829 15 KW Ferroresonant, 208V, 3-step regulator with 120V control voltage, complete	EA	1	18,000.00	18,000.00	0.00	-			-	-	0%	18,000.00	-
27	L-109-5.6	Provide and install new L-829 20 KW Ferroresonant, 208V, 5-step regulator with 120V control voltage, complete	EA	1	22,000.00	22,000.00	0.00	-			-	-	0%	22,000.00	-
28	L-109-5.7	Provide and install new L-829 15 KW Ferroresonant, 208V, 5-step regulator with 120V control voltage, complete	EA	1	23,000.00	23,000.00	0.00	-			-	-	0%	23,000.00	-
29	L-109-5.8	Relocate and install existing 20KW Ferroresonant, 208V, 5-step regulator, complete	EA	1	28,000.00	28,000.00	0.00	-			-	-	0%	28,000.00	-
30	L-109-5.9	Relocate and install existing 20KW Ferroresonant, 208V, 5-step regulator, complete	EA	1	3,000.00	3,000.00	0.00	-			-	-	0%	3,000.00	-
31	L-109-5.10	FPL Utility allowance account	ALL	1	2,000.00	2,000.00	0.00	-	1.17	2,347.89	1.17	2,347.89	117%	(347.89)	234.79
32	L-109-5.11	Provide and install new Airfield Standby Generator and Subbase Fuel Tank, complete	LS	1	245,000.00	245,000.00	0.15	36,750.00			0.15	36,750.00	15%	208,250.00	3,675.00

PAYMENT COUPON

ITEM L-109-5.10

/4115006400226800026370180018826560000234789

Pay App #5

Your payment may be eligible to be paid online. Visit www.fpl.com/construction to learn more. You can also mail a check payable to FPL in USD to the FPL address listed below right. Please mail the top portion of the coupon with your check.

Cust. No: 6800026370 Bill No.: 1800188265	
Payment Due Upon Receipt	Amount Due This Bill \$ 2,347.89
Reference# D00008733700	

H.L. PRUITT CORP
501 WADE ST
WINTER SPRINGS FL 32708

FPL
General Mail Facility
Miami FL 33188-0001

.....
Please retain this portion for your records

→ Florida Power & Light Company
Federal Tax Id # 59-0247773
Customer Name and Address

H.L. PRUITT CORP
501 WADE ST
WINTER SPRINGS FL 32708

Customer Number: 6800026370
Reference Number: D00008733700
Bill Number: 1800188265
Bill Date: 05/20/2019

CURRENT CHARGES AND CREDITS

Customer No: 6800026370 Bill No: 1800188265

Description	Amount
CUST OWNED UG SVC/5 BRISTOW WAY Reference# D00008733700	2,347.89
For Inquiries Contact: Howard, Alan (321) 383-7261	Total Amount Due \$2,347.89 Payment Due Upon Receipt

DBE FORM 5

MONTHLY REPORT

PAY APPLICATION #5

DATE July 1, 2019

NAME OF CONTRACTOR: H.L. Pruitt Corp.

TCAA CONTRACT NO: _____

CONTRACT: Airfield Lighting Rehab.

BASE BID AMOUNT: \$ 1,814,096.00

DBE GOALS % 10 \$ 211,085.00

TOTAL CONTRACT \$ 2,110,846.00 (thru CO#1)

TOTAL DBE CONTRACT \$ 351,808.00

NAME OF DBE SUBCONTRACTOR	ADDRESS	TYPE OF WORK	EARNED THIS MONTH	EARNED TO DATE
<u>Torres Electric Supply</u>	<u>3190 SE Dominica Terrace, Stuart, FL 34987</u>	<u>Electrical Material Supply</u>	<u>\$ 1,812.21</u>	<u>\$ 175,248.15</u>
_____	_____	_____	\$ _____	\$ _____
_____	_____	_____	\$ _____	\$ _____
_____	_____	_____	\$ _____	\$ _____
SUBTOTAL ALL DBE.....			\$ _____	\$ <u>175,248.15</u>

DBE EARNED TO DATE DIVIDED BY TOTAL CONTRACT EARNED TO DATE _____ % 22 %


PERCENTAGE OF OVERALL CONTRACT COMPLETE _____ 37 %

The undersigned hereby affirms and declares that the above-listed firms were actually employed in the performance of work/services under this contract and further that each such firm earned and has been paid the stated amount for their respective efforts.

Signature: [Signature] Title: Project Manager

Sworn and subscribed before me, this 1st day of July, 2019.

[Signature]
NOTARY PUBLIC (Seal)



NOTES:

- Contractor shall attach to this form a typewritten explanation of any differences in DBE participation between this form and DBE Form 1 including an accounting for any changes in DBE firms employed.
- THIS FORM MUST BE COMPLETED AND SUBMITTED WITH CONTRACTORS REQUEST FOR MONTHLY AND FINAL PAYMENTS.

1:37 PM

07/02/19

Accrual Basis

H.L. PRUITT CORP. Account QuickReport

All Transactions

Type	Date	Num	Name	Memo	Split	Amount
504.400 · JOB #504 - SPACE COAST LIGHT RE						
504.401 · JOB 504 - MATERIAL						
Bill	02/14/2019	1054...	TORRES ELECT...		2000 · Acco...	12,050.60
Bill	03/07/2019	1054...	TORRES ELECT...		2000 · Acco...	33,139.16
Bill	03/14/2019	1054...	TORRES ELECT...		2000 · Acco...	28,118.07
Bill	03/22/2019	1054...	TORRES ELECT...		2000 · Acco...	51,215.07
Bill	03/22/2019	1054...	TORRES ELECT...		2000 · Acco...	9,037.95
Bill	04/08/2019	1054...	TORRES ELECT...		2000 · Acco...	15,063.26
Bill	04/12/2019	1054...	TORRES ELECT...		2000 · Acco...	23,096.99
Bill	04/26/2019	1054...	TORRES ELECT...		2000 · Acco...	1,060.00
Bill	04/26/2019	1054...	TORRES ELECT...		2000 · Acco...	654.84
Bill	05/30/2019	1055...	TORRES ELECT...		2000 · Acco...	256.60
Bill	06/03/2019	1054...	TORRES ELECT...		2000 · Acco...	1,004.21
Bill	07/01/2019	1054...	TORRES ELECT...		2010 · ACC...	551.20
Total 504.401 · JOB 504 - MATERIAL						175,248.15
Total 504.400 · JOB #504 - SPACE COAST LIGHT RE						175,248.15
TOTAL						<u>175,248.15</u>



H.L. Pruitt Corp.

501 Wade Street
Winter Springs, FL 32708
407-327-3848 - phone
407-327-3756 - fax

INVOICE

INVOICE #:
DATE:
RANGE:

50405
July 1, 2019
May 30-June 30 2019

TO: Titusville-Cocoa Airport Authority
355 Golden Knights Blvd.
Titusville, FL 32780

PROJECT: Airfield Lighting Rehab.
LOCATION: Space Coast Regional Airport

ATTN: Accounts Payable

CC: Nick Leone, Michael Baker International

			ITEM	AMOUNT
			Draw Request #5	
			Original Contract Amount: \$ 1,814,096.00	
			Change Orders: \$264,916.70	
			Revised Contract Amount: \$2,110,846.00	
			Amount Completed to Date - 37%: \$783,142.89	
			<u>Less Retainage @ 10%: (\$78,314.29)</u>	
			<u>Less Previous Requests: (\$439,911.90)</u>	
			Total Amount Due and Payable This Request	\$264,916.70

NOTES: Due upon receipt, unless otherwise noted.

For H.L. Pruitt Corp.

7/1/2019
Date

APPLICATION AND CERTIFICATE FOR PAYMENT

TO: Titusville-Cocoa Airport Authority
355 Golden Knights Blvd.
Titusville, FL 32780

PROJECT: Airfield Lighting Rehab - Space Coast Regional APO

CARE OF: Nick Leone, Michael Baker International: 515 N Flagler Dr Suite 303, West Palm Beach, FL 33401

FROM: H.L. Pruitt Corp.
501 Wade Street
Winter Springs, FL 32708

HLP INV NO: 50406

HLP JOB #: 504

APPLICATION NO. SIX
7/31/2019
DISTRIBUTION TO:
☒ OWNER
☒ ENGINEER
☐ CONTRACTOR

CONTRACTOR'S APPLICATION FOR PAYMENT


Application is made for payment, as shown below, in connection with the Contract.
Continuation Sheet, AIA Document G-703, is attached.

1. ORIGINAL CONTRACT SUM	\$ 1,814,096.00
2. Net change by Change Orders	\$ 296,750.00
3. CONTRACT SUM TO DATE	\$ 2,110,846.00
4. TOTAL COMPLETED & STORED TO DATE \$ (Column J on G703)	\$ 1,094,575.39
5. RETAINAGE a. 10% of Completed Work (Columns D + E on G703) b. 0% of Stored Material (Column F on G703)	\$ 109,457.54 \$ 0.00
Total Retainage (Line 5a + 5b or Total in Column I of G703)	\$ 109,457.54
6. TOTAL EARNED LESS RETAINAGE (Line 4 less Line 5 Total)	\$ 985,117.85
7. LESS PREVIOUS CERTIFICATES FOR PAYMENT (Line 6 from prior Certificate)	\$ 704,828.60
8. CURRENT PAYMENT DUE	\$ 280,289.25
9. BALANCE TO FINISH, INCLUDING RETAINAGE (Line 3 less Line 6)	\$ 1,406,017.40
CHANGE ORDER SUMMARY	
Total changes approved in previous months by Owner	0.00
Total approved this Month	296,750.00
TOTALS	296,750.00
NET CHANGES by Change Order	296,750.00

The undersigned Contractor certifies that to the best of the Contractor's knowledge, information and belief the Work covered by this Application For Payment has been completed in accordance with the Contract Documents, that all amounts have been paid by the Contractor for Work for which previous Certificates for Payment were issued and payments received from the Owner, and that current payment shown herein is now due.

CONTRACTOR: H.L. Pruitt Corp.
By:  Date: 07/31/19

State of: Florida
County of: SEMINOLE
Subscribed and sworn to before
me this 31st day of July, 2019

Notary Public: 
My Commission Expires: 7/24/23
BONNIE J. MARSH
NOTARY PUBLIC
STATE OF FLORIDA
Comm# GG343514
Expires 7/24/2023

ENGINEER'S CERTIFICATE FOR PAYMENT

In accordance with the Contract Documents, based on on-site observations and the data comprising this application, the Engineer certifies to the Owner that to the best of the Engineer's knowledge, information and belief the Work has progressed as indicated, the quality of the work is in accordance with the Contract Documents, and the Contractor is entitled to payment of the AMOUNT CERTIFIED.

AMOUNT CERTIFIED

\$ 280,289.25

(Attach explanation if amount certified differs from the amount applied for. Initial all figures on this Application and on the Continuation Sheet that are changed to conform to the amount certified.)

ENGINEER:  Date: 8/14/2019

This certificate is not negotiable. The AMOUNT CERTIFIED is payable only to the Contractor named herein. Issuance, payment and acceptance of payment are without prejudice to any rights of the Owner or Contractor under this Contract.

8/14/19

SCHEDULE OF VALUES
 Airfield Lighting Rehabilitation - Space Coast Regional APO
 Titusville-Cocoa Airport Authority

HLPC JOB #: 504

Application for Payment #: SIX
 Date of application: 7/31/2019
 Through date: 7/26/2019

INDEX	A	B	C	D	E	F	G	H	I	J	K	L	M	N	O
X	PAY ITEM NO.	DESCRIPTION	UN	QTY	UNIT PRICE	CONTRACT AMOUNT	QTY FROM PREVIOUS PERIODS	AMT FROM PREVIOUS PERIODS	QTY THIS PERIOD	AMOUNT REQUESTED THIS PERIOD	QUANTITY COMPLETE & STORED TO DATE	AMOUNT COMPLETE & STORED TO DATE	PERCENT COMPLETE TO DATE	BALANCE TO FINISH	Retainage 10%
1	01000	Mobilization	LS	1	200,000.00	200,000.00	0.75	150,000.00	0.25	50,000.00	1.00	200,000.00	100%	-	20,000.00
2	01030	Maintenance of Air Operations	LS	1	30,000.00	30,000.00	0.85	25,500.00	0.15	4,500.00	1.00	30,000.00	100%	-	3,000.00
3	02000	Construction Layout & As-Built Survey	LS	1	5,000.00	5,000.00	0.70	3,500.00	0.15	750.00	0.85	4,250.00	85%	750.00	425.00
4	S-140	Demo and Remove existing Security Fencing	LF	62	8.00	496.00	62.00	496.00	-	-	62.00	496.00	100%	-	49.60
5	S-140	Demo and Removal of Existing Vault	LS	1	45,000.00	45,000.00	0.00	-	-	-	-	-	0%	45,000.00	-
6	0131120	Pre-cast concrete vault building (exclusive)	LS	1	158,000.00	158,000.00	1.00	158,000.00	-	-	1.00	158,000.00	100%	-	15,800.00
7	F-162	Security Chain Link Fencing	LF	97	60.00	5,820.00	97.00	5,820.00	-	-	97.00	5,820.00	100%	-	582.00
8	F-162	Pedestrian Gate	EA	1	115.00	115.00	1.00	115.00	-	-	1.00	115.00	100%	-	11.50
9	T-904-5.1	Sodding	SY	1,000	3.00	3,000.00	0.00	-	-	-	-	-	0%	3,000.00	-
10	L-107-5.1	Removal of existing RWY Windcone structure & foundation	EA	3	1,100.00	3,300.00	1.00	1,100.00	2.00	2,200.00	3.00	3,300.00	100%	-	330.00
11	L-107-5.2	New L-807(L) LED Externally lighted windcone system with a base can in earth	EA	1	14,000.00	14,000.00	0.00	-	1.00	14,000.00	1.00	14,000.00	100%	-	1,400.00
12	L-107-5.3	New L-807(L) LED Externally lighted windcone system with a base can in earth	EA	2	8,000.00	16,000.00	0.00	-	2.00	16,000.00	2.00	16,000.00	100%	-	1,600.00
13	L-108-5.1	Hand excavate minimum 8' x 26' deep	LF	500	12.00	6,000.00	0.00	-	-	-	-	-	0%	6,000.00	-
14	L-108-5.2	Trench minimum 8' wide x 28" deep in existing full strength pavement	LF	100	10.00	1,000.00	0.00	-	-	-	-	-	0%	1,000.00	-
15	L-108-5.3	3/4" x 20' ground rods connected to counterpoise	EA	10	120.00	1,200.00	3.00	360.00	5.00	600.00	8.00	960.00	80%	240.00	96.00
16	L-108-5.4	10' additional ground rod sections	EA	10	90.00	900.00	0.00	-	-	-	-	-	0%	900.00	-
17	L-108-5.5	no bare solid RWY counterpoise conductor installed over conduit system, not parallel to edge of pavement	LF	1,250	0.90	1,125.00	810.00	729.00	295.00	265.50	1,105.00	994.50	88%	130.50	99.45
18	L-108-5.6	80 SWG T-824 conductor installed in new & existing conduit/dual bank/mantle system	LF	103,000	1.00	103,000.00	70,235.00	70,235.00	18,417.00	18,417.00	88,652.00	88,652.00	86%	14,348.00	8,865.20
19	L-108-5.7	12 Strand MMF/O Cable for ALCMS installed in new conduit/chase	LF	250	45.00	11,250.00	0.00	-	-	-	-	-	0%	11,250.00	-
20	L-108-5.8	350 KCMIL XHHW conductor installed in new Conduit/Ductbank/Mantle System	LF	1,650	12.00	19,800.00	0.00	-	-	-	-	-	0%	19,800.00	-
21	L-108-5.9	#1, 600 V XHHW conductor installed in new Conduit/Ductbank/Mantle System	LF	850	10.00	8,500.00	0.00	-	-	-	-	-	0%	8,500.00	-
22	L-109-5.1	Demolition of existing electrical systems in the existing Airfield Electrical Vault, complete	LS	1	18,000.00	18,000.00	0.00	-	-	-	-	-	0%	18,000.00	-
23	L-109-5.2	Provide and install new electrical systems in the New Airfield Lighting Vault, complete	LS	1	150,000.00	150,000.00	0.20	30,000.00	0.20	30,000.00	0.40	60,000.00	40%	90,000.00	6,000.00
24	L-109-5.3	Provide and install new Airfield Lighting Control System, L-860B8, complete	LS	1	180,000.00	180,000.00	0.00	-	-	-	-	-	0%	180,000.00	-
25	L-109-5.4	Provide and install new L-829 10 KVV Ferroresonant, 208V, 3-step regulator with 120V control voltage, complete	EA	2	15,000.00	30,000.00	0.00	-	-	-	-	-	0%	30,000.00	-
26	L-109-5.4	Provide and install new L-829 15 KVV Ferroresonant, 208V, 3-step regulator with 120V control voltage, complete	EA	1	18,000.00	18,000.00	0.00	-	-	-	-	-	0%	18,000.00	-
27	L-109-5.4	Provide and install new L-829 15 KVV Ferroresonant, 208V, 3-step regulator with 120V control voltage, complete	EA	1	22,000.00	22,000.00	0.00	-	1.00	22,000.00	1.00	22,000.00	100%	-	2,200.00
28	L-109-5.4	Provide and install new L-829 20 KVV Ferroresonant, 208V, 5-step regulator with 120V control voltage, complete	EA	1	23,000.00	23,000.00	0.00	-	1.00	23,000.00	1.00	23,000.00	100%	-	2,300.00
29	L-109-5.4	Relocate and install existing 20KVV Ferroresonant, 208V, 5-step regulator with 120V control voltage, complete	EA	1	28,000.00	28,000.00	0.00	-	-	-	-	-	0%	28,000.00	-
30	L-109-5.9	Relocate and install existing 20KVV Ferroresonant, 208V, 5-step regulator, complete	EA	1	3,000.00	3,000.00	0.00	-	-	-	-	-	0%	3,000.00	-
31	L-109-5.10	FPL Utility allowance account	ALL	1	2,000.00	2,000.00	1.17	2,347.89	-	-	1.17	2,347.89	117%	(347.89)	234.79
32	L-109-5.11	Provide and install new Airfield Standby Generator and Subbase Fuel Tank, complete	LS	1	245,000.00	245,000.00	0.15	36,750.00	-	-	0.15	36,750.00	15%	208,250.00	3,675.00

INDEX	A	B	C	D	E	F	G	H	I	J	K	L	M	N	O
PAY ITEM NO.	DESCRIPTION	UN	QTY	UNIT PRICE	CONTRACT AMOUNT	QTY FROM PREVIOUS PERIODS	AMT FROM PREVIOUS PERIODS	QTY THIS PERIOD	AMOUNT REQUESTED THIS PERIOD	QUANTITY COMPLETE & STORED TO DATE	AMOUNT COMPLETE & STORED TO DATE	PERCENT COMPLETED TO DATE	BALANCE TO FINISH	Retainage 10%	
33	L-110-5.1 One 2" sch. 40 PVC conduit direct buried in earth/new paved shoulder complete in place	LF	1,250	4.00	5,000.00	810.00	3,240.00	290.00	1,160.00	1,100.00	4,400.00	88%	600.00	440.00	
34	L-110-5.2 One 2" sch. 40 PVC conduit installed in existing full strength pavement complete in place	LF	50	6.00	300.00	0.00	-	-	-	-	-	0%	300.00	-	
35	L-110-5.3 One 2" HDPE conduit directional bored 48" deep beneath existing full strength and shoulder pavements, complete	LF	100	15.00	1,500.00	0.00	-	-	-	-	-	0%	1,500.00	-	
36	L-110-5.4 One F&A 4" sch. 40 PVC concrete encased split duct in earth/new full strength pavement	LF	200	16.00	3,200.00	0.00	-	-	-	-	-	0%	3,200.00	-	
37	L-110-5.5 Hand excavate and provide/install one 3" SCH 40 PVC Conduit direct buried in earth complete in place	LF	500	8.00	4,000.00	0.00	-	-	-	-	-	0%	4,000.00	-	
38	L-110-5.6 Intercept existing conduit system and connect to new conduit system and extend circuit	EA	35	150.00	5,250.00	0.00	-	-	-	-	-	0%	5,250.00	-	
39	L-110-5.7 Hand excavate and provide/install one 2" SCH 40 PVC Conduit direct buried in earth complete in place	LF	1,200	9.00	10,800.00	0.00	-	-	-	-	-	0%	10,800.00	-	
40	L-115-5.1 Install new L-867 1/2" cover and abandon existing L-867 Junction can in place	EA	1	300.00	300.00	0.00	-	-	-	-	-	0%	300.00	-	
41	L-115-5.2 Intercept existing light base can in earth/existing pavement and connect to conduit system	EA	30	150.00	4,500.00	28.00	4,280.00	2.00	300.00	30.00	4,500.00	100%	-	450.00	
42	L-115-5.3 Removal of existing junction can/light base can in earth complete	EA	5	350.00	1,750.00	10.00	3,500.00	-	-	10.00	3,500.00	200%	(1,750.00)	350.00	
43	L-115-5.4 Removal of existing junction can/light base can in earth complete	EA	15	150.00	2,250.00	11.00	1,650.00	4.00	600.00	15.00	2,250.00	100%	-	225.00	
44	L-115-5.5 Removal of existing junction can/light base can in existing pavement, complete	EA	2	200.00	400.00	0.00	-	-	-	-	-	0%	400.00	-	
45	L-115-5.6 Install FPL provided pull box, complete	EA	1	90.00	90.00	1.00	90.00	-	-	1.00	90.00	100%	-	9.00	
46	L-115-5.7 New concrete manhole, 48"x48"x48" internal dimension, with cover	EA	1	8,000.00	8,000.00	0.00	-	-	-	-	-	0%	8,000.00	-	
47	L-115-5.8 Raise existing concrete manhole, complete	EA	1	7,000.00	7,000.00	1.00	7,000.00	-	-	1.00	7,000.00	100%	-	700.00	
48	L-115-5.9 Core drill existing concrete manhole and install conduit, complete	EA	10	200.00	2,000.00	0.00	-	-	-	-	-	0%	2,000.00	-	
49	L-125-5.1 New L-862, Runway HIRL, elevated edge light installed on existing base can	EA	61	700.00	42,700.00	0.00	-	61.00	42,700.00	61.00	42,700.00	100%	-	4,270.00	
50	L-125-5.2 New L-850C, Runway HIRL, flush edge light installed on existing base can	EA	25	730.00	18,250.00	0.00	-	25.00	18,250.00	25.00	18,250.00	100%	-	1,825.00	
51	L-125-5.3 New L-862E, Runway HIRL, elevated threshold light installed on existing base can	EA	13	1,700.00	22,100.00	0.00	-	13.00	22,100.00	13.00	22,100.00	100%	-	2,210.00	
52	L-125-5.4 New L-861(L), Runway MRL, elevated edge light installed on existing base can	EA	48	750.00	36,000.00	41.00	30,750.00	7.00	5,250.00	48.00	36,000.00	100%	-	3,600.00	
53	L-125-5.5 New L-861E(L), Runway MRL, elevated threshold light installed on existing base can	EA	17	800.00	13,600.00	8.00	6,400.00	9.00	7,200.00	17.00	13,600.00	100%	-	1,360.00	
54	L-125-5.6 New L-852(D/L), Runway MRL, LED flush mount edge light installed on existing base can	EA	2	2,500.00	5,000.00	0.00	-	2.00	5,000.00	2.00	5,000.00	100%	-	500.00	
55	L-125-5.7 New L-861 T (L), Tairway MTL, elevated edge light installed on existing base can	EA	450	560.00	252,000.00	425.00	238,000.00	25.00	14,000.00	450.00	252,000.00	100%	-	25,200.00	
56	L-125-5.8 New L-852(T/L), Tairway MTL, flush mount edge light installed on existing base can	EA	2	1,300.00	2,600.00	1.00	1,300.00	1.00	1,300.00	2.00	2,600.00	100%	-	260.00	
57	L-125-5.9 Intercept existing circuit conductors in existing base can/manhole/function can & extend circuits accordingly	EA	100	110.00	11,000.00	6.00	660.00	94.00	10,340.00	100.00	11,000.00	100%	-	1,100.00	
58	L-125-5.10 Identification of cables, ductbanks, and lighting fixtures per FAA specifications	LS	1	2,000.00	2,000.00	0.70	1,400.00	0.25	500.00	0.95	1,900.00	95%	100.00	190.00	
					1,814,096.00										
						0.00									



H.L. Pruitt Corp.

501 Wade Street
Winter Springs, FL 32708
407-327-3848 - phone
407-327-3756 - fax

INVOICE

INVOICE #:
DATE:
RANGE:

50406
July 31, 2019
June 30 - July 26, 2019

TO: Titusville-Cocoa Airport Authority
355 Golden Knights Blvd.
Titusville, FL 32780

PROJECT: Airfield Lighting Rehab.
LOCATION: Space Coast Regional Airport

ATTN: Accounts Payable

CC: Nick Leone, Michael Baker International

			ITEM	AMOUNT
			<u>Draw Request #6</u>	
			Original Contract Amount: \$ 1,814,096.00	
			Change Orders: \$264,916.70	
			Revised Contract Amount: \$2,110,846.00	
			Amount Completed to Date - 52%: \$1,094,575.39	
			<u>Less Retainage @ 10%: (\$109,457.54)</u>	
			<u>Less Previous Requests: (\$704,828.60)</u>	
			Total Amount Due and Payable This Request	\$280,289.25

NOTES: Due upon receipt, unless otherwise noted.


For H.L. Pruitt Corp. 7/31/2019
Date



TIX → **SPACE COAST REGIONAL AIRPORT**
COI → **MERRITT ISLAND AIRPORT**
X2I → **ARTHUR DUNN AIRPARK**

355 Golden Knights Blvd. → Titusville, Florida 32780 → 321.267.8780 → fax: 321.383.4284 → email: admins@flairport.com

MEMORANDUM

TO: Members of the Airport Authority

FROM: Michael D. Powell, C.M., ACE
Chief Executive Officer

DATE: August 15, 2019

ITEM DESCRIPTION - NEW BUSINESS ITEM D

Discussion by Mr. Rob Hambrecht of Recent Invoiced Costs by AVCON and Contractors Regarding Current Projects

BACKGROUND

AVCON is currently conducting the engineering and oversight work for contractors on current projects.

The invoice review is to keep the Board informed and ensure we meet FDOT compliance requirements.

ISSUES

All projects are moving forward.

ALTERNATIVES

If anything regarding the numbers is unclear during the discussion, the Airport Authority Board may ask questions about the costs to ensure everyone is comfortable with the invoices as presented.

FISCAL IMPACT

The current Invoiced Costs for the invoices will be covered by Mr. Rob Hambrecht, of AVCON, in detail at the Board Meeting. The back-up documentation is provided for the Board's convenience of reference.

RECOMMENDED ACTION

It is respectfully requested that the Airport Authority Board resolve to (1) Concur with approval of the invoiced costs by AVCON and (2) authorize an Authority Officer or the Chief Executive Officer to execute the necessary documentation upon satisfactory review by legal counsel.



AVCON, INC.
Engineers & Planners

5555 E. Michigan Street, Suite 200
Orlando, Florida 32822
Phone: (407) 599-1122
Fax: (407) 599-1133
www.avconinc.com

INVOICE

Titusville-Cocoa Airport Authority
355 Golden Knights Blvd.
Titusville, FL 32780

July 15, 2019

Project No:

2019.0045.03

Invoice No:

116073

Pay App 03

Project 2019.0045.03 X21 - PAPI Replacement Design & Bidding

Via email to Ashley Campbell at acampbell@flairport.com

Professional Services from June 01, 2019 to June 30, 2019

Billing Phase	Fee	Percent Complete	Earned	Previous Fee Billing	Current Fee Billing
Expense	750.00	75.00	562.50	225.00	337.50
SUB - Survey McMillen	4,000.00	100.00	4,000.00	0.00	4,000.00
SUB - QC AEC	1,500.00	100.00	1,500.00	0.00	1,500.00
100% Design	11,980.00	20.00	2,396.00	0.00	2,396.00
90% Design	9,435.00	80.00	7,548.17	3,774.00	3,774.17
Bidding and Award	7,310.00	0.00	0.00	0.00	0.00
Total Fee	34,975.00		16,006.67	3,999.00	12,007.67
Total					12,007.67
Total this Invoice					\$12,007.67

Outstanding Invoices

Number	Date	Balance
115930	6/18/2019	2,774.87
115768R	6/4/2019	1,224.13
Total		3,999.00

Nick Br...
7/31/19

[Signature]

M



AVCON, INC.
Engineers & Planners

5555 E. Michigan Street, Suite 200
Orlando, Florida 32822
Phone: (407) 599-1122
Fax: (407) 599-1133
www.avconinc.com

INVOICE

Titusville-Cocoa Airport Authority
355 Golden Knights Blvd.
Titusville, FL 32780

July 15, 2019

Project No: 2019.0045.04

Invoice No: 116074

Pay App 03

Project 2019.0045.04 X21 Airfield Marking Improvements

Need TO Number

Via email to Ashley Campbell at acampbell@flairport.com

Professional Services from June 01, 2019 to June 30, 2019

Billing Phase	Fee	Percent Complete	Earned	Previous Fee Billing	Current Fee Billing
Design and Bidding	10,000.00	90.00	9,000.00	5,000.00	4,000.00
CA and RPR	10,000.00	0.00	0.00	0.00	0.00
Total Fee	20,000.00		9,000.00	5,000.00	4,000.00
Total					4,000.00
Total this Invoice					\$4,000.00

Outstanding Invoices

Number	Date	Balance
115769	5/14/2019	1,000.00
115931	6/18/2019	4,000.00
Total		5,000.00

Robert Bell
7/31/19
Paul H. Hest

M

Titusville-Cocoa Airport Authority
Check Register
For the Period From Jul 1, 2019 to Jul 31, 2019

Filter Criteria includes: Report order is by Date.

Check #	Date	Payee	Cash Account	Amount
37705	7/5/19	AG-PRO Companies	101000	4,785.86
37706	7/5/19	A T & T	101000	473.49
37707	7/5/19	AT&T Mobility	101000	464.62
37708	7/5/19	Spectrum	101000	58.28
37709	7/5/19	Board Of Co. Commissioners	101000	13,697.61
37710	7/5/19	Central Hydraulics	101000	660.72
37711	7/5/19	CHLIC	101000	556.64
37712	7/5/19	City Of Cocoa	101000	412.75
37713	7/5/19	City Of Titusville	101000	743.75
37714	7/5/19	City Electric Supply Co.	101000	48.87
37715	7/5/19	Davis Vision, Inc.	101000	82.37
37716	7/5/19	Dish	101000	126.08
37717	7/5/19	Dixon Electric East Coast	101000	250.00
37718	7/5/19	DynaFire, Inc.	101000	360.00
37719	7/5/19	Faster Than Sound, Inc.	101000	510.00
37720	7/5/19	Florida Power & Light	101000	934.93
37721	7/5/19	H. L. Pruitt Corporation	101000	153,774.00
37722	7/5/19	Home Depot Credit Services	101000	218.80
37723	7/5/19	ICMA Retirement Trust	101000	1,250.00
37724	7/5/19	O'Reilly Auto Parts, Inc.	101000	496.83
37725	7/5/19	Safety-Kleen	101000	155.00
37726	7/5/19	Shred-It USA	101000	1,518.48
37727	7/5/19	Southern Janitor Supply and Service Inc	101000	518.65
37728	7/5/19	Standard Insurance Company	101000	612.60
37729	7/5/19	Waste Management	101000	644.18
37730	7/5/19	Watkins Fuel Oil	101000	6,042.72
37731	7/5/19	City Of Cocoa	101000	621.06
37732	7/5/19	George Berry	101000	64.00
37733	7/5/19	Rochelle Blumenthal	101000	202.11
37734	7/5/19	Sea Hawk Unlimited, Inc.	101000	68.35
37735	7/5/19	Phyllis Stiver	101000	622.85
37736	7/5/19	Oscar Vilches	101000	368.23

Titusville-Cocoa Airport Authority
Check Register
For the Period From Jul 1, 2019 to Jul 31, 2019

Filter Criteria includes: Report order is by Date.

Check #	Date	Payee	Cash Account	Amount
37737	7/5/19	Steve Wertheimer	101000	552.57
37738	7/19/19	A T & T	101000	187.41
37739	7/19/19	AVCON	101000	8,999.00
37740	7/19/19	Boulevard Tire Center	101000	1,142.56
37741	7/19/19	Brevard County Utility Resources	101000	100.00
37742	7/19/19	Brevard County Emergency Mgmt	101000	1,630.00
37743	7/19/19	Brevard County Board of County	101000	5,000.00
37744	7/19/19	MITEL Leasing	101000	95.99
37745	7/19/19	C & D Construction, Inc.	101000	4,205.00
37746	7/19/19	C & D Construction, Inc.	101000	179,646.73
37747	7/19/19	Dixon Electric East Coast	101000	700.00
37748	7/19/19	DynaFire, Inc.	101000	1,391.00
37749	7/19/19	Florida Power & Light	101000	7,464.35
37750	7/19/19	Florida Today #126281	101000	563.63
37751	7/19/19	ICMA Retirement Trust	101000	1,250.00
37752	7/19/19	Michael Baker International	101000	25,000.00
37753	7/19/19	Michael Baker International	101000	64,087.02
37754	7/19/19	Safety-Kleen	101000	371.80
37755	7/19/19	Waste Management	101000	350.93
37756	7/19/19	Windstream Communications	101000	1,682.19
37757	7/19/19	Shirley Brown	101000	19.41
37758	7/19/19	David Madsen	101000	117.30
Total				495,900.72

Utility Services									
Water/Sewer	\$16,000.00	\$2,968.30	\$8,432.87	\$4,103.91				\$15,505.08	96.91%
Electricity	\$140,000.00	\$6,137.95	\$27,493.79	\$18,410.77			\$21,124.10	\$73,186.61	52.26%
Storm Water Fees	\$10,000.00		\$4,351.57	\$5,648.43				\$10,000.00	100.00%
Solid Waste	\$14,000.00	\$10,526.22	\$2,196.91	\$1,276.87				\$14,000.00	100.00%

Titusville-Cocoa Airport Authority
Budget to Actual
July 2019

Expense	Budget	Arthur Dunn	Space Coast	Merritt Island	G & A	Unallocated	Total	% Budget
Rentals & Leases								
Equipment Rental	\$2,500.00		\$1,181.21	\$1,318.79			\$2,500.00	100.00%
Postage Machine	\$700.00				\$276.00		\$276.00	39.43%
Copy Machine	\$2,000.00				\$1,221.22		\$1,221.22	61.06%
Phone System	\$3,000.00				\$1,000.22		\$1,000.22	33.34%
Insurance								
Property/Casual								
Buildings & Equipment	\$241,799.00				\$134,414.00	\$105,971.00	\$240,385.00	99.42%
Fuel Tank	\$2,600.00	\$1,285.00		\$1,080.00			\$2,365.00	90.96%
Housing/Liability	\$8,500.00						\$0.00	0.00%
Airport Liability	\$8,000.00				\$137.57		\$137.57	1.72%
Auto Liability	\$22,000.00						\$0.00	0.00%
Officers Liability	\$5,600.00				\$5,600.00		\$5,600.00	100.00%
Employee Bond	\$296.00				\$296.00		\$296.00	100.00%
Repairs & Maintenance								
Service Contracts	\$13,000.00	\$155.00	\$2,917.67	\$1,105.00	\$512.00	\$371.80	\$5,061.47	38.93%
Repairs/Maintenance	\$160,000.00	\$15,687.29	\$68,696.53	\$20,335.14	\$9,051.34	\$15,269.98	\$129,040.28	80.65%
Repairs/Maintenance **T-hangar Maintenance**	\$75,000.00	\$105.30	\$12,303.17	\$1,384.62	\$0.00	\$0.00	\$13,793.09	18.39%
Printing/Binding								
General Printing	\$300.00				\$300.00		\$300.00	100.00%
Promotional Activities								
Advertising								
Marketing	\$15,000.00				\$2,702.21		\$2,702.21	18.01%
Promotional	\$7,000.00				\$2,362.92		\$2,362.92	33.76%
Other Charges/Obligations								
Legal Notices	\$3,800.00						\$0.00	0.00%
Real Estate Taxes	\$18,000.00		\$130.00				\$130.00	0.72%
Brevard Count Indirect Fees	\$0.00						\$0.00	0.00%
Supplies								
Office Supplies	\$9,000.00		\$325.01		\$8,674.99		\$9,000.00	100.00%
Operating Supplies	\$60,000.00	\$537.00			\$17,615.16	\$7,357.74	\$25,509.90	42.52%
Furniture & Fixtures	\$7,500.00				\$409.53		\$409.53	5.46%
Maintenance Uniforms	\$6,500.00		\$3,715.48			\$2,784.52	\$6,500.00	100.00%
Books, Publications, Subscriptions								
Books & Publications	\$300.00				\$195.64		\$195.64	0.00%
Memberships								
Dues & Memberships	\$10,000.00			\$375.00	\$3,669.39		\$4,044.39	40.44%
Capital Outlay								
Vehicles/Equipment	\$100,000.00						\$0.00	0.00%
Contingency								
Contingency	\$98,264.00						\$0.00	0.00%
Debt Service	\$185,000.00						\$0.00	0.00%
Renewal & Replacement	\$35,000.00						\$0.00	0.00%
Total	\$2,400,330.00	\$67,101.95	\$348,430.80	\$136,618.92	\$718,549.38	\$283,323.66	\$1,554,024.71	64.74%

Financial Review

Cash Position, Commitments, Reserves as of July 31, 2019

1) Cash On Hand:

a) Cash per Operating Fund Balance Sheet	\$1,723,078
b) Cash per Revenue Fund Balance Sheet	\$234,049
c) Cash per R & R Fund Balance Sheet	\$35,000
d) Cash per Debt Service Fund Balance Sheet	\$29,074
e) Cash per Development Fund Balance Sheet	-\$714,493

Total Cash on Hand	\$1,306,708
---------------------------	--------------------

2) Plus Grants Receivable (*See "Grants Receivable Report")	\$651,855
Total Cash and Grants Receivable	\$1,958,563

3) Less Restricted Cash

a) FDOT Advances	\$0
b) State Board LGIP B	\$0

Total Unrestricted Cash	\$1,958,563
--------------------------------	--------------------

4) Less Funds Committed for Operations

a) Operations Reserve (Debt Service)	\$29,074
b) Renewal & Replacement Fund	\$35,000
c) Escrow Account	\$234,049

Total Funds Committed for Operations	\$298,123
---	------------------

5) Less Funds Committed for Projects

Projects			Funded
TIX	Design and Construction Airfield Lighting	\$23,538	2018
TIX	Demo of Building 52	\$30,000	2018
COI	Runway Safety Area Improvements	\$16,948	2015
COI	North Area Security & Infrastructure	\$39,786	2015
COI	Port-A-Port Replacement	\$175,681	2017
COI	Runway 11/29 Settlement Rehab "dip"	\$24,861	2019
COI	South Apron Rehabilitation	\$5,400	2019
COI	Replace PAPIs	\$34,000	2019
X21	Rehabilitation of Signage and Vault	\$30,000	2021
X21	Replace PAPIs	\$3,400	2019
X21	Airfield Markings Rehabilitation	\$1,600	2019
X21	Maintenance Building	\$64,000	2019

Total Committed Funds	\$449,214
------------------------------	------------------

6) Total Uncommitted Cash	\$1,211,226
----------------------------------	--------------------

GRANTS RECEIVABLE REPORT

Date	Project	Vendor	Invoice/Pay App	Full Invoice Amount	Receivable Amount	Draw Date	Funds Received Date
7/5/2019	TIX Airfield Lighting Rehab	HL Pruitt	Pay App 04	\$153,774.00	\$138,396.60	8/8/2019	8/12/2019
8/16/2019	TIX Airfield Lighting Rehab	HL Pruitt	Pay App 05	\$264,916.70	\$238,425.03	8/8/2019	8/12/2019
7/19/2019	X21 PAPIs	AVCON	Pay App 01	\$1,224.13	\$979.30	draw pending	
7/19/2019	X21 PAPIs	AVCON	Pay App 02	\$2,774.87	\$2,219.90	draw pending	
8/16/2019	X21 PAPIs	AVCON	Pay App 03	\$12,007.67	\$9,606.14	draw pending	
7/19/2019	X21 Airfield Markings	AVCON	Pay App 01	\$1,000.00	\$800.00	draw pending	
7/19/2019	X21 Airfield Markings	AVCON	Pay App 02	\$4,000.00	\$3,200.00	draw pending	
8/16/2019	X21 Airfield Markings	AVCON	Pay App 03	\$4,000.00	\$3,200.00	draw pending	
5/24/2019	COI Port-A-Port Replacement	Michael Baker	Pay App 04	\$9,251.13	\$7,400.90	7/12/2019	8/8/19: requested payment status update
5/24/2019	COI Port-A-Port Replacement	Michael Baker	Pay App 05	\$6,169.52	\$4,935.62	7/12/2019	8/8/19: requested payment status update
5/24/2019	COI Port-A-Port Replacement	Michael Baker	Pay App 06	\$10,502.27	\$8,401.82	7/12/2019	8/8/19: requested payment status update
7/19/2019	COI Port-A-Port Replacement	Michael Baker	Pay App 07	\$25,000.00	\$20,000.00	8/1/2019	8/8/19: requested payment status update
5/10/2019	COI Port-A-Port Replacement	C&D Construction	Pay App 05	\$545,560.20	\$436,448.16	7/12/2019	8/8/19: requested payment status update
7/19/2019	COI Port-A-Port Replacement	C&D Construction	Pay App 06	\$179,646.73	\$143,717.38	8/1/2019	8/8/19: requested payment status update
7/19/2019	COI South Apron	Michael Baker	Pay App 01	\$14,392.72	\$12,953.45	7/24/2019	7/26/2019
7/19/2019	COI South Apron	Michael Baker	Pay App 02	\$8,257.71	\$7,431.94	7/24/2019	7/26/2019
7/19/2019	COI South Apron	Michael Baker	Pay App 03	\$41,436.59	\$37,292.93	7/24/2019	7/26/2019
3/29/2019	COI North Area Security & Infrastructure	Michael Baker	Pay App 10	\$13,682.69	\$10,946.15	7/29/2019	8/8/19: requested payment status update

\$20,005.34 draw yet to be processed

\$631,850.03 draw processed, funds yet to be received

\$434,499.95 funds received since last report

Titusville-Cocoa Airport Authority
Balance Sheet
July 31, 2019

ASSETS

Cash		
Cash Operating	\$	242,037.58
Cash Savings		1,723,077.70
Cash - Payroll		21,375.92
Petty Cash		350.00
Petty Cash - Mini's		145.56
		<hr/>
Total Cash		1,986,986.76

Current Assets		
Prepaid Expenses		154,037.87
Insurance Payable		(2,408.06)
		<hr/>
Total Current Assets		151,629.81

Property and Equipment		
Land Improve. - X21		3,163,568.79
Land Improve. - TIX		11,265,450.01
Land Improve. - COI		1,678,821.00
Bldg. Improve. - X21		2,386,882.77
Bldg. Improve. - TIX		18,627,375.58
Bldg. Improve. - COI		6,230,575.94
Allow/Dep Bldg - X21		(1,422,766.02)
Allow/Dep Bldg - TIX		(4,906,998.31)
Allow/Dep Bldg - COI		(3,781,937.17)
Runway Lighting - X21		2,827,636.56
Runway Lighting - TIX		23,473,393.85
Runway Lighting - COI		5,504,853.19
Allow/Dep Land - X21		(22,766.22)
Allow/Dep Lighting - X21		(1,204,184.22)
Allow/Dep Land - TIX		(379,752.12)
Allow/Dep Lighting - TIX		(8,142,818.03)
Allow/Dep Land - COI		(74,498.38)
Allow/Dep Lighting - COI		(2,825,900.67)
Radio Equipment		546,107.42
Fire Equipment		13,607.95
Vehicles		1,160,131.41
Tools & Equip.		160,591.76
Tools & Equipment - X21		4,295.69
Tools & Equipment - COI		17,633.75
Furniture		37,258.02
Fixtures & Equip.		143,865.37
Fixtures & Equip. - X21		34,325.49
Furniture & Fix - COI		32,949.78
Other Assets		1,219,447.34
Heavy Equipment - TIX		330,296.95
Heavy Equipment - COI		37,986.48
Allow/Dep Radio Equip		(483,664.41)
Allow/Dep Fire Equip		(13,607.95)
Allow/Dep Vehicles		(790,449.12)
Allow/Dep Tools & Equip		(168,927.79)
Allow/Dep Furniture		(29,501.57)
Allow/Dep Fix & Equip		(139,599.17)
Allow/Dep Fix & Equip X21		(34,325.49)
Allow/Dep Fix & Equip COI		(32,949.78)
Allow/Dep Other Assets		(1,171,570.77)
Allow/Dep Heavy Equip		(368,283.43)
		<hr/>

Total Property and Equipment		52,902,554.48
------------------------------	--	---------------

Unaudited - For Management Purposes Only

Titusville-Cocoa Airport Authority
Balance Sheet
July 31, 2019

Other Assets

Total Other Assets	0.00
--------------------	------

Total Assets	\$ 55,041,171.05
--------------	------------------

LIABILITIES AND CAPITAL

Current Liabilities

Accounts Payable	\$ (1,625.00)
Pension Costs - Unamortized	(575,904.00)
Due To From Debt	(355,989.01)
Wages Payable	30,204.38
Fica W/H	5,860.49
Retirement Payable	(89.96)
Life Insurance	(936.83)
Payable Child Support	553.24
Long Term Disability	(332.65)
ICMA Loan	188.17
Group Health	43,508.50
Med Msa	(948.33)
Short Term Disability	(295.96)
Florida Retirement	2,606.83
Accrued Vacation & Sick	115,004.71
Post Employment Benefits	125,361.00
Retirement Payable	1,221,971.00
Deferred Inflows of Pension Ea	63,480.00
Transfer To R & R Fund	1,276.00
Transfer To Debt Service	(66,341.47)
Transfer To Development	439,180.83
Total Current Liabilities	1,046,731.94

Long-Term Liabilities

Barnett Bank Note 5	6,253.00
Suntrust	1,728,412.49
Total Long-Term Liabilities	1,734,665.49
Total Liabilities	2,781,397.43

Capital

Contributions Local Gov't	7,905,553.21
Contributions FAA	31,238,277.15
Contributions FDOT	25,035,378.99
Contributions DEP	80,853.00
Contributions GSA	7,404.00
Contributions FBO	5,760.00
Contributions Other	4,326,229.81
Retained Earnings	(17,165,285.70)
Net Income	825,603.16
Total Capital	52,259,773.62

Total Liabilities & Capital	\$ 55,041,171.05
-----------------------------	------------------

Titusville-Cocoa Airport Authority
Income Statement
For the Ten Months Ending July 31, 2019

	Current Month This Year	Current Month Last Year	Year to Date This Year	Year to Date Last Year
Revenues				
Ad Valorem	0.02	2.69	33.68	2.70
Ad Valorem - Pri	0.00	0.00	0.00	30.36
Misc. Income	227.31	26,601.12	29,446.55	118,565.02
Interest Income	6.43	4.47	31.17	65.54
From Revenue	239,069.13	220,661.12	2,353,706.38	1,976,619.84
Transfer From Re	(788.38)	(498.90)	(3,589.92)	(1,966.11)
Total Revenues	238,514.51	246,770.50	2,379,627.86	2,093,317.35
Cost of Sales				
Total Cost of Sale	0.00	0.00	0.00	0.00
Gross Profit	238,514.51	246,770.50	2,379,627.86	2,093,317.35
Expenses				
Executive Salarie	13,961.52	13,961.52	147,520.96	147,420.96
Salaries - G & A	12,217.28	12,951.52	135,412.13	142,545.70
Salaries - X21	2,360.00	2,952.79	25,241.39	29,670.86
Salaries - TIX	19,599.31	18,641.77	190,399.68	186,422.22
Salaries - COI	6,342.08	10,914.06	75,136.72	84,517.39
Salaries - Unalloc	(2,249.61)	818.14	31,437.26	32,438.63
Education	149.00	0.00	1,016.35	3,677.02
Employee Inv. &	0.00	0.00	935.00	55.00
Payroll Taxes - G	2,551.55	2,563.83	27,077.56	27,603.77
Payroll Taxes - X	180.54	212.88	1,691.06	2,045.42
Payroll Taxes - TI	1,366.23	831.07	10,675.40	9,835.11
Payroll Taxes - C	202.08	617.20	2,555.69	3,670.97
Payroll Taxes - U	(459.72)	225.56	12.26	670.95
FL Retirement -	5,946.71	5,647.87	57,116.62	61,389.81
FL Retirement -	194.94	244.34	2,189.91	2,438.77
FL Retirement - T	1,378.06	1,091.38	12,486.23	12,349.01
FL Retirement -	218.20	692.48	3,040.50	4,485.61
FL Retirement -	295.86	305.01	11,053.98	4,888.04
Group Insurance -	6,704.26	3,939.16	54,388.58	35,371.76
Group Insurance -	7,201.59	9,973.94	70,415.02	84,221.40
Workman's Comp	0.00	0.00	17,526.00	17,469.50
Prof. Service - Le	0.00	0.00	37,853.45	40,094.32
Prof. Serv. Gen C	0.00	0.00	500.00	0.00
Prof. Serv.-Other	0.00	0.00	4,072.98	4,102.61
Prof Serv - Tech	0.00	0.00	585.00	4,166.30
Accounting & Au	365.89	351.90	27,765.22	25,698.82
Contracts & Perm	0.00	0.00	25.00	125.00
Travel - G & A	0.00	0.00	365.00	421.36
Travel - Training	0.00	0.00	180.86	677.84
Telephone	0.00	0.00	21,199.71	677.69
Telephone - X21	187.41	157.85	577.53	838.15
Telephone - TIX	2,025.02	597.90	3,125.28	4,424.50
Telephone - COI	130.66	217.85	898.22	3,882.84
Cellular Phones	464.62	33.55	4,955.75	4,688.15
Cable Service	126.08	0.00	1,255.72	1,080.54
Internet Fees	58.28	1,578.87	524.52	12,776.67
Freight & Postage	0.00	0.00	2,247.14	0.00
Express Mail	0.00	62.08	318.88	145.62
Electricity - X21	695.23	727.39	6,137.95	6,842.18

For Management Purposes Only

Titusville-Cocoa Airport Authority
Income Statement
For the Ten Months Ending July 31, 2019

	Current Month	Current Month	Year to Date	Year to Date
	This Year	Last Year	This Year	Last Year
Electricity - TIX	5,081.48	4,255.39	33,776.85	44,640.69
Electricity - COI	2,622.57	2,687.91	18,410.77	25,505.53
Electricity - Unall	0.00	0.00	21,124.10	0.00
Water - X21	0.00	38.96	2,968.30	3,100.12
Water - TIX	743.75	720.42	8,432.87	7,166.69
Water - COI	1,033.81	187.11	2,796.46	1,977.47
Solid Waste - X2	0.00	0.00	10,526.22	8,071.58
Solid Waste - TI	0.00	0.00	2,196.91	12,393.89
Solid Waste - CO	0.00	0.00	2,584.32	3,524.11
Stormwater Fees -	0.00	5,000.00	0.00	5,000.00
Rentals & Leases	701.86	0.00	2,308.68	0.00
Rentals & Leases	590.50	0.00	1,909.29	1,610.52
Copy Machine Re	0.00	0.00	1,221.22	1,088.66
Postage Machine	0.00	0.00	276.00	1,459.05
Phone System Re	95.99	102.71	1,000.22	1,027.10
Airport Liability -	0.00	0.00	0.00	1,243.00
Airport Liability	0.00	0.00	0.00	4,077.00
Vehicle Insurance	0.00	0.00	0.00	1,280.00
Vehicle Insurance	0.00	0.00	0.00	8,711.50
Property Ins - Un	0.00	0.00	105,971.00	98,238.50
Employee Bond	0.00	0.00	134,414.00	0.00
Officers Liability	0.00	0.00	5,568.00	0.00
Fuel Tank Ins. -	0.00	0.00	1,285.00	0.00
Fuel Tank Ins. - C	0.00	0.00	1,080.00	1,002.00
R & M - Office E	0.00	0.00	118.00	0.00
R & M - X21	0.00	0.00	2,822.85	1,540.03
R & M - TIX	0.00	0.00	25,830.17	13,030.10
R & M - COI	0.00	102.23	2,992.00	2,314.03
R & M - Unalloca	5,000.00	0.00	10,860.86	9,039.45
R & M Service -	0.00	0.00	512.00	727.00
R & M Service -	155.00	2,668.00	155.00	2,743.00
R & M Service -	0.00	1,503.16	1,310.85	5,694.51
R & M Service -	100.00	100.00	1,205.00	2,826.41
R & M Service -	371.80	0.00	371.80	0.00
R & M - Equip. -	1,630.00	0.00	6,643.95	0.00
R & M - Equip. -	0.00	0.00	11,169.42	923.76
R & M - Equip. -	5,514.98	2,289.09	26,116.68	70,485.37
R & M - Equip. -	2,533.56	15.96	6,606.93	772.45
R & M - Equip. -	0.00	0.00	1,338.16	2,926.31
R & M - Bldgs. -	0.00	0.00	857.30	655.00
R & M - Bldgs. -	0.00	0.00	1,167.24	498.27
R & M - Bldgs. -	408.87	44.18	12,313.34	29,350.18
R & M - Bldgs. -	382.46	70.45	6,984.12	12,058.49
R & M - Bldgs. -	0.00	0.00	2,558.87	3,408.07
R & M - Autos -	0.00	0.00	920.09	0.00
R & M - Autos -	112.29	0.00	527.78	43.70
R & M - Autos -	380.55	1,021.85	4,436.34	2,758.04
R & M - Autos -	3.99	0.00	3,756.08	350.99
R & M - Autos -	0.00	0.00	512.09	623.78
T-Hangar Mainte	0.00	0.00	105.30	0.00
T-Hangar Mainte	700.00	0.00	10,851.03	0.00
T-Hangar Mainte	4,222.94	0.00	6,287.82	147.00
Promotional Ads	563.63	0.00	1,144.44	206.63
Marketing - G &	40.00	20.00	2,702.21	1,242.73
Other Charges - L	0.00	0.00	0.00	3,827.35
Other - Tax Colle	0.00	0.00	0.00	245.08
Other - R.E Taxes	0.00	0.00	130.00	0.00
Office Supplies	647.29	1,076.17	7,332.31	7,921.76

For Management Purposes Only

Titusville-Cocoa Airport Authority
Income Statement
For the Ten Months Ending July 31, 2019

	Current Month This Year	Current Month Last Year	Year to Date This Year	Year to Date Last Year
Printing & Bindin	1,518.48	142.28	1,518.48	74.17
Uniforms	0.00	0.00	0.00	560.90
Uniforms - TIX	0.00	0.00	4,040.49	277.50
Uniforms - Unall	0.00	566.15	2,784.52	5,321.43
Fuel - G & A	6,042.72	3,077.33	17,615.16	6,828.82
Fuel - X21	0.00	0.00	537.00	2,076.90
Fuel - TIX	0.00	0.00	0.00	44.99
Fuel - Unallocate	0.00	0.00	7,357.74	20,423.28
Cleaning - G &	510.00	510.00	5,100.00	5,610.00
Computer Equip	0.00	0.00	2,424.53	692.58
Dues & Members	0.00	0.00	3,669.39	3,394.18
Dues & Members	0.00	0.00	375.00	375.00
Books, Publicatio	0.00	0.00	195.64	0.00
Capital Outlay -	0.00	0.00	0.00	72,122.00
Total Expenses	<u>123,921.59</u>	<u>116,511.26</u>	<u>1,554,024.70</u>	<u>1,529,109.14</u>
Net Income	\$ <u>114,592.92</u>	\$ <u>130,259.24</u>	\$ <u>825,603.16</u>	\$ <u>564,208.21</u>

**Titusville-Cocoa Airport Authority
General Ledger**

For the Period From Jul 1, 2019 to Jul 31, 2019

Filter Criteria includes: Report order is by ID. Report is printed with shortened descriptions and in Detail Format.

Account ID Account Description	Date	Reference	Jrnl	Trans Description	Debit Amt	Credit Amt	Balance
101000	7/1/19			Beginning Balance			174,484.97
Cash Operating	7/5/19	37705	CDJ	AG-PRO Compani		4,785.86	
	7/5/19	37706	CDJ	A T & T		473.49	
	7/5/19	37707	CDJ	AT&T Mobility		464.62	
	7/5/19	37708	CDJ	Spectrum		58.28	
	7/5/19	37709	CDJ	Board Of Co. Com		13,697.61	
	7/5/19	37710	CDJ	Central Hydraulics		660.72	
	7/5/19	37711	CDJ	CHLIC		556.64	
	7/5/19	37712	CDJ	City Of Cocoa		412.75	
	7/5/19	37713	CDJ	City Of Titusville		743.75	
	7/5/19	37714	CDJ	City Electric Supply		48.87	
	7/5/19	37715	CDJ	Davis Vision, Inc.		82.37	
	7/5/19	37716	CDJ	Dish		126.08	
	7/5/19	37717	CDJ	Dixon Electric East		250.00	
	7/5/19	37718	CDJ	DynaFire, Inc.		360.00	
	7/5/19	37719	CDJ	Faster Than Sound		510.00	
	7/5/19	37720	CDJ	Florida Power & Li		934.93	
	7/5/19	37721	CDJ	H. L. Pruitt Corpora		153,774.00	
	7/5/19	37722	CDJ	Home Depot Credit		218.80	
	7/5/19	37723	CDJ	ICMA Retirement T		1,250.00	
	7/5/19	37724	CDJ	O'Reilly Auto Parts,		496.83	
	7/5/19	37725	CDJ	Safety-Kleen		155.00	
	7/5/19	37726	CDJ	Shred-It USA		1,518.48	
	7/5/19	37727	CDJ	Southern Janitor S		518.65	
	7/5/19	37728	CDJ	Standard Insuranc		612.60	
	7/5/19	37729	CDJ	Waste Manageme		644.18	
	7/5/19	37730	CDJ	Watkins Fuel Oil		6,042.72	
	7/5/19	37731	CDJ	City Of Cocoa		621.06	
	7/5/19	37732	CDJ	George Berry		64.00	
	7/5/19	37733	CDJ	Rochelle Blumenth		202.11	
	7/5/19	37734	CDJ	Sea Hawk Unlimite		68.35	
	7/5/19	37735	CDJ	Phyllis Stiver		622.85	
	7/5/19	37736	CDJ	Oscar Vilches		368.23	
	7/5/19	37737	CDJ	Steve Wertheimer		552.57	
	7/19/19	37738	CDJ	A T & T		187.41	
	7/19/19	37739	CDJ	AVCON		8,999.00	
	7/19/19	37740	CDJ	Boulevard Tire Cen		1,142.56	
	7/19/19	37741	CDJ	Brevard County Util		100.00	
	7/19/19	37742	CDJ	Brevard County E		1,630.00	
	7/19/19	37743	CDJ	Brevard County Bo		5,000.00	
	7/19/19	37744	CDJ	MITEL Leasing		95.99	
	7/19/19	37745	CDJ	C & D Construction		4,205.00	
	7/19/19	37746	CDJ	C & D Construction		179,646.73	
	7/19/19	37747	CDJ	Dixon Electric East		700.00	
	7/19/19	37748	CDJ	DynaFire, Inc.		1,391.00	
	7/19/19	37749	CDJ	Florida Power & Li		7,464.35	
	7/19/19	37750	CDJ	Florida Today #126		563.63	
	7/19/19	37751	CDJ	ICMA Retirement T		1,250.00	
	7/19/19	37752	CDJ	Michael Baker Inter		25,000.00	
	7/19/19	37753	CDJ	Michael Baker Inter		64,087.02	
	7/19/19	37754	CDJ	Safety-Kleen		371.80	
	7/19/19	37755	CDJ	Waste Manageme		350.93	
	7/19/19	37756	CDJ	Windstream Comm		1,682.19	
	7/19/19	37757	CDJ	Shirley Brown		19.41	
	7/19/19	37758	CDJ	David Madsen		117.30	
	7/31/19	EOM	GEN	FICA		12,769.14	
	7/31/19	EOM	GEN	Paychex		365.89	
	7/31/19	EOM	GEN	FRS		9,183.02	
	7/31/19	EOM	GEN	Deposit	599,559.71		
	7/31/19	EOM	GEN	Sales Tax		13,788.33	
	7/31/19	EOM	GEN	Current Period Cha	599,559.71	532,007.10	67,552.61
	7/31/19			Ending Balance			242,037.58

**Titusville-Cocoa Airport Authority
General Ledger**

For the Period From Jul 1, 2019 to Jul 31, 2019

Filter Criteria includes: Report order is by ID. Report is printed with shortened descriptions and in Detail Format.

Account ID Account Description	Date	Reference	Jrnl	Trans Description	Debit Amt	Credit Amt	Balance
101200 Cash Savings	7/1/19			Beginning Balance			1,691,698.23
	7/31/19	EOM	GEN	M/C		910.78	
	7/31/19	EOM	GEN	Repay Op	432,733.19		
	7/31/19	EOM	GEN	Sales Tax	13,788.33		
	7/31/19	EOM	GEN	Misc Deposit	1,110.76		
	7/31/19	EOM	GEN	Budget Transfer	239,069.13		
	7/31/19	EOM	GEN	Transfer AP		654,411.16	
				Current Period Cha	686,701.41	655,321.94	31,379.47
	7/31/19			Ending Balance			1,723,077.70
101400 Cash - Payroll	7/1/19			Beginning Balance			3,039.31
	7/5/19	Payroll 07	GEN	Payroll 07 05 19		1,011.03	
	7/19/19	Payroll 07	GEN	Payroll 07 19 19		1,011.03	
	7/31/19	EOM	GEN	Deposit	54,851.45		
	7/31/19	EOM	GEN	DD		34,492.78	
				Current Period Cha	54,851.45	36,514.84	18,336.61
	7/31/19			Ending Balance			21,375.92
101600 Accounts Payable	7/1/19			Beginning Balance			1,625.00
	7/31/19			Ending Balance			1,625.00
102000 Petty Cash	7/1/19			Beginning Balance			350.00
	7/31/19			Ending Balance			350.00
10300 Petty Cash - Mini's	7/1/19			Beginning Balance			145.56
	7/31/19			Ending Balance			145.56
155000 Prepaid Expenses	7/1/19			Beginning Balance			154,037.87
	7/31/19			Ending Balance			154,037.87
157000 Insurance Payable	7/1/19			Beginning Balance			-2,225.92
	7/5/19	Payroll 07	GEN	Payroll 07 05 19		91.07	
	7/19/19	Payroll 07	GEN	Payroll 07 19 19		91.07	
				Current Period Cha		182.14	-182.14
	7/31/19			Ending Balance			-2,408.06
161200 Land Improve. - X21	7/1/19			Beginning Balance			3,163,568.79
	7/31/19			Ending Balance			3,163,568.79
161300 Land Improve. - TIX	7/1/19			Beginning Balance			11,265,450.0
	7/31/19			Ending Balance			11,265,450.0
161400 Land Improve. - COI	7/1/19			Beginning Balance			1,678,821.00
	7/31/19			Ending Balance			1,678,821.00

**Titusville-Cocoa Airport Authority
General Ledger**

For the Period From Jul 1, 2019 to Jul 31, 2019

Filter Criteria includes: Report order is by ID. Report is printed with shortened descriptions and in Detail Format.

Account ID Account Description	Date	Reference	Jrnl	Trans Description	Debit Amt	Credit Amt	Balance
162200 Bldg. Improve. - X21	7/1/19			Beginning Balance			2,386,882.77
	7/31/19			Ending Balance			2,386,882.77
162300 Bldg. Improve. - TIX	7/1/19			Beginning Balance			18,627,375.5
	7/31/19			Ending Balance			18,627,375.5
162400 Bldg. Improve. - COI	7/1/19			Beginning Balance			6,230,575.94
	7/31/19			Ending Balance			6,230,575.94
163200 Allow/Dep Bldg - X21	7/1/19			Beginning Balance			-1,422,766.02
	7/31/19			Ending Balance			-1,422,766.02
163300 Allow/Dep Bldg - TIX	7/1/19			Beginning Balance			-4,906,998.31
	7/31/19			Ending Balance			-4,906,998.31
163400 Allow/Dep Bldg - COI	7/1/19			Beginning Balance			-3,781,937.17
	7/31/19			Ending Balance			-3,781,937.17
164200 Runway Lighting - X2	7/1/19			Beginning Balance			2,827,636.56
	7/31/19			Ending Balance			2,827,636.56
164300 Runway Lighting - TIX	7/1/19			Beginning Balance			23,473,393.8
	7/31/19			Ending Balance			23,473,393.8
164400 Runway Lighting - CO	7/1/19			Beginning Balance			5,504,853.19
	7/31/19			Ending Balance			5,504,853.19
165200 Allow/Dep Land - X21	7/1/19			Beginning Balance			-22,766.22
	7/31/19			Ending Balance			-22,766.22
165210 Allow/Dep Lighting - X	7/1/19			Beginning Balance			-1,204,184.22
	7/31/19			Ending Balance			-1,204,184.22
165300 Allow/Dep Land - TIX	7/1/19			Beginning Balance			-379,752.12
	7/31/19			Ending Balance			-379,752.12

Titusville-Cocoa Airport Authority
General Ledger
For the Period From Jul 1, 2019 to Jul 31, 2019

Filter Criteria includes: Report order is by ID. Report is printed with shortened descriptions and in Detail Format.

Account ID Account Description	Date	Reference	Jrnl	Trans Description	Debit Amt	Credit Amt	Balance
165320 Allow/Dep Lighting - T	7/1/19			Beginning Balance			-8,142,818.03
	7/31/19			Ending Balance			-8,142,818.03
165400 Allow/Dep Land - COI	7/1/19			Beginning Balance			-74,498.38
	7/31/19			Ending Balance			-74,498.38
165420 Allow/Dep Lighting - C	7/1/19			Beginning Balance			-2,825,900.67
	7/31/19			Ending Balance			-2,825,900.67
166000 Radio Equipment	7/1/19			Beginning Balance			546,107.42
	7/31/19			Ending Balance			546,107.42
166100 Fire Equipment	7/1/19			Beginning Balance			13,607.95
	7/31/19			Ending Balance			13,607.95
166200 Vehicles	7/1/19			Beginning Balance			1,160,131.41
	7/31/19			Ending Balance			1,160,131.41
166300 Tools & Equip.	7/1/19			Beginning Balance			160,591.76
	7/31/19			Ending Balance			160,591.76
166350 Tools & Equipment - X	7/1/19			Beginning Balance			4,295.69
	7/31/19			Ending Balance			4,295.69
166375 Tools & Equipment -	7/1/19			Beginning Balance			17,633.75
	7/31/19			Ending Balance			17,633.75
166400 Furniture	7/1/19			Beginning Balance			37,258.02
	7/31/19			Ending Balance			37,258.02
166500 Fixtures & Equip.	7/1/19			Beginning Balance			143,865.37
	7/31/19			Ending Balance			143,865.37
166602 Fixtures & Equip. - X2	7/1/19			Beginning Balance			34,325.49
	7/31/19			Ending Balance			34,325.49

**Titusville-Cocoa Airport Authority
General Ledger**

For the Period From Jul 1, 2019 to Jul 31, 2019

Filter Criteria includes: Report order is by ID. Report is printed with shortened descriptions and in Detail Format.

Account ID Account Description	Date	Reference	Jrnl	Trans Description	Debit Amt	Credit Amt	Balance
166604 Furniture & Fix - COI	7/1/19			Beginning Balance			32,949.78
	7/31/19			Ending Balance			32,949.78
166800 Other Assets	7/1/19			Beginning Balance			1,219,447.34
	7/31/19			Ending Balance			1,219,447.34
166903 Heavy Equipment - TI	7/1/19			Beginning Balance			330,296.95
	7/31/19			Ending Balance			330,296.95
166904 Heavy Equipment - C	7/1/19			Beginning Balance			37,986.48
	7/31/19			Ending Balance			37,986.48
167000 Allow/Dep Radio Equi	7/1/19			Beginning Balance			-483,664.41
	7/31/19			Ending Balance			-483,664.41
167100 Allow/Dep Fire Equip	7/1/19			Beginning Balance			-13,607.95
	7/31/19			Ending Balance			-13,607.95
167200 Allow/Dep Vehicles	7/1/19			Beginning Balance			-790,449.12
	7/31/19			Ending Balance			-790,449.12
167300 Allow/Dep Tools & Eq	7/1/19			Beginning Balance			-168,927.79
	7/31/19			Ending Balance			-168,927.79
167400 Allow/Dep Furniture	7/1/19			Beginning Balance			-29,501.57
	7/31/19			Ending Balance			-29,501.57
167500 Allow/Dep Fix & Equip	7/1/19			Beginning Balance			-139,599.17
	7/31/19			Ending Balance			-139,599.17
167602 Allow/Dep Fix & Equip	7/1/19			Beginning Balance			-34,325.49
	7/31/19			Ending Balance			-34,325.49
167604 Allow/Dep Fix & Equip	7/1/19			Beginning Balance			-32,949.78
	7/31/19			Ending Balance			-32,949.78
167800	7/1/19			Beginning Balance			-1,171,570.77

Titusville-Cocoa Airport Authority
General Ledger
For the Period From Jul 1, 2019 to Jul 31, 2019

Filter Criteria includes: Report order is by ID. Report is printed with shortened descriptions and in Detail Format.

Account ID Account Description	Date	Reference	Jrnl	Trans Description	Debit Amt	Credit Amt	Balance
Allow/Dep Other Asse	7/31/19			Ending Balance			-1,171,570.77
167903	7/1/19			Beginning Balance			-368,283.43
Allow/Dep Heavy Equi	7/31/19			Ending Balance			-368,283.43
199000	7/1/19			Beginning Balance			575,904.00
Pension Costs - Una	7/31/19			Ending Balance			575,904.00
207100	7/1/19			Beginning Balance			
Due To From Develop	7/5/19	37721	CDJ	H. L. Pruitt Corpora	153,774.00		
	7/19/19	37739	CDJ	AVCON - Invoice 1	4,000.00		
	7/19/19	37739	CDJ	AVCON - Invoice 1	1,224.13		
	7/19/19	37739	CDJ	AVCON - Invoice 1	2,774.87		
	7/19/19	37739	CDJ	AVCON - Invoice 1	1,000.00		
	7/19/19	37746	CDJ	C & D Construction	179,646.73		
	7/19/19	37752	CDJ	Michael Baker Inter	25,000.00		
	7/19/19	37753	CDJ	Michael Baker Inter	14,392.72		
	7/19/19	37753	CDJ	Michael Baker Inter	8,257.71		
	7/19/19	37753	CDJ	Michael Baker Inter	41,436.59		
	7/31/19	EOM	GEN	Due to from Develo		431,506.75	
				Current Period Cha	431,506.75	431,506.75	
	7/31/19			Ending Balance			
207200	7/1/19			Beginning Balance			355,989.01
Due To From Debt	7/31/19			Ending Balance			355,989.01
207300	7/1/19			Beginning Balance			
Due To From Revenu	7/5/19	37732	CDJ	George Berry - RE	25.00		
	7/5/19	37733	CDJ	Rochelle Blumenth	25.00		
	7/5/19	37733	CDJ	Rochelle Blumenth	50.00		
	7/5/19	37734	CDJ	Sea Hawk Unlimite	50.00		
	7/5/19	37735	CDJ	Phyllis Stiver - REF	348.44		
	7/5/19	37736	CDJ	Oscar Vilches - RE	315.44		
	7/5/19	37737	CDJ	Steve Wertheimer -	343.15		
	7/19/19	37757	CDJ	Shirley Brown - RE	19.41		
	7/19/19	37758	CDJ	David Madsen - RE	50.00		
	7/31/19	EOM	GEN	Due to from Reven		1,226.44	
				Current Period Cha	1,226.44	1,226.44	
	7/31/19			Ending Balance			
216000	7/1/19			Beginning Balance			-30,204.38
Wages Payable	7/31/19			Ending Balance			-30,204.38
218000	7/1/19			Beginning Balance			-5,860.49
Fica W/H	7/5/19	Payroll 07	GEN	Payroll 07 05 19		1,938.73	
	7/5/19	Payroll 07	GEN	Payroll 07 05 19		1,938.70	
	7/19/19	Payroll 07	GEN	Payroll 07 19 19		1,901.98	
	7/19/19	Payroll 07	GEN	Payroll 07 19 19		1,901.97	
	7/31/19	EOM	GEN	FICA W/H	7,681.38		
				Current Period Cha	7,681.38	7,681.38	

Titusville-Cocoa Airport Authority
General Ledger
For the Period From Jul 1, 2019 to Jul 31, 2019

Filter Criteria includes: Report order is by ID. Report is printed with shortened descriptions and in Detail Format.

Account ID Account Description	Date	Reference	Jrnl	Trans Description	Debit Amt	Credit Amt	Balance
	7/31/19			Ending Balance			-5,860.49
218100 Federal W/H	7/1/19			Beginning Balance			
	7/5/19	Payroll 07	GEN	Payroll 07 05 19		2,569.45	
	7/19/19	Payroll 07	GEN	Payroll 07 19 19		2,518.31	
	7/31/19	EOM	GEN	Federal W/H	5,087.76		
				Current Period Cha	5,087.76	5,087.76	
	7/31/19			Ending Balance			
218200 Retirement Payable	7/1/19			Beginning Balance			89.96
	7/5/19	37723	CDJ	ICMA Retirement T	1,250.00		
	7/5/19	Payroll 07	GEN	Payroll 07 05 19		1,250.00	
	7/19/19	37751	CDJ	ICMA Retirement T	1,250.00		
	7/19/19	Payroll 07	GEN	Payroll 07 19 19		1,250.00	
				Current Period Cha	2,500.00	2,500.00	
	7/31/19			Ending Balance			89.96
218300 Due To Credit Union	7/1/19			Beginning Balance			
	7/5/19	Payroll 07	GEN	Payroll 07 05 19		17,435.24	
	7/19/19	Payroll 07	GEN	Payroll 07 19 19		17,057.54	
	7/31/19	EOM	GEN	DD	34,492.78		
				Current Period Cha	34,492.78	34,492.78	
	7/31/19			Ending Balance			
218500 Life Insurance	7/1/19			Beginning Balance			888.34
	7/5/19	37728	CDJ	Standard Insuranc	428.05		
	7/5/19	Payroll 07	GEN	Payroll 07 05 19		189.78	
	7/19/19	Payroll 07	GEN	Payroll 07 19 19		189.78	
				Current Period Cha	428.05	379.56	
	7/31/19			Ending Balance			936.83
218600 Payable Child Support	7/1/19			Beginning Balance			-285.54
	7/5/19	Payroll 07	GEN	Payroll 07 05 19		133.85	
	7/19/19	Payroll 07	GEN	Payroll 07 19 19		133.85	
				Current Period Cha		267.70	
	7/31/19			Ending Balance			-553.24
218700 Long Term Disability	7/1/19			Beginning Balance			306.94
	7/5/19	37728	CDJ	Standard Insuranc	134.17		
	7/5/19	Payroll 07	GEN	Payroll 07 05 19		54.23	
	7/19/19	Payroll 07	GEN	Payroll 07 19 19		54.23	
				Current Period Cha	134.17	108.46	
	7/31/19			Ending Balance			332.65
219000 ICMA Loan	7/1/19			Beginning Balance			-188.17
	7/31/19			Ending Balance			-188.17
219100 Group Health	7/1/19			Beginning Balance			-42,239.28
	7/5/19	Payroll 07	GEN	Payroll 07 05 19		634.61	
	7/19/19	Payroll 07	GEN	Payroll 07 19 19		634.61	
				Current Period Cha		1,269.22	
	7/31/19			Ending Balance			-43,508.50

**Titusville-Cocoa Airport Authority
General Ledger**

For the Period From Jul 1, 2019 to Jul 31, 2019

Filter Criteria includes: Report order is by ID. Report is printed with shortened descriptions and in Detail Format.

Account ID Account Description	Date	Reference	Jrnl	Trans Description	Debit Amt	Credit Amt	Balance
219200 Med Msa	7/1/19			Beginning Balance			1,091.18
	7/5/19	37709	CDJ	Board Of Co. Com	430.77		
	7/5/19	Payroll 07	GEN	Payroll 07 05 19		286.81	
	7/19/19	Payroll 07	GEN	Payroll 07 19 19		286.81	
				Current Period Cha	430.77	573.62	-142.85
	7/31/19			Ending Balance			948.33
219300 Short Term Disability	7/1/19			Beginning Balance			306.56
	7/5/19	37728	CDJ	Standard Insuranc	50.38		
	7/5/19	Payroll 07	GEN	Payroll 07 05 19		30.49	
	7/19/19	Payroll 07	GEN	Payroll 07 19 19		30.49	
				Current Period Cha	50.38	60.98	-10.60
	7/31/19			Ending Balance			295.96
219400 Florida Retirement	7/1/19			Beginning Balance			-2,606.37
	7/5/19	Payroll 07	GEN	Payroll 07 05 19		730.00	
	7/19/19	Payroll 07	GEN	Payroll 07 19 19		715.60	
	7/31/19	EOM	GEN	EE Contribution	1,445.14		
				Current Period Cha	1,445.14	1,445.60	-0.46
	7/31/19			Ending Balance			-2,606.83
225000 Accrued Vacation & Si	7/1/19			Beginning Balance			-115,004.71
	7/31/19			Ending Balance			-115,004.71
225500 Post Employment Ben	7/1/19			Beginning Balance			-125,361.00
	7/31/19			Ending Balance			-125,361.00
226000 Retirement Payable	7/1/19			Beginning Balance			-1,221,971.00
	7/31/19			Ending Balance			-1,221,971.00
233600 Barnett Bank Note 5	7/1/19			Beginning Balance			-6,253.00
	7/31/19			Ending Balance			-6,253.00
233800 Suntrust	7/1/19			Beginning Balance			-1,728,412.49
	7/31/19			Ending Balance			-1,728,412.49
252000 Contributions Local G	7/1/19			Beginning Balance			-7,905,553.21
	7/31/19			Ending Balance			-7,905,553.21
252200 Contributions FAA	7/1/19			Beginning Balance			-31,238,277.1
	7/31/19			Ending Balance			-31,238,277.1
252400 Contributions FDOT	7/1/19			Beginning Balance			-25,035,378.9

Titusville-Cocoa Airport Authority

General Ledger

For the Period From Jul 1, 2019 to Jul 31, 2019

Filter Criteria includes: Report order is by ID. Report is printed with shortened descriptions and in Detail Format.

Account ID Account Description	Date	Reference	Jrnl	Trans Description	Debit Amt	Credit Amt	Balance
	7/31/19			Ending Balance			-25,035,378.9
252600 Contributions DEP	7/1/19			Beginning Balance			-80,853.00
	7/31/19			Ending Balance			-80,853.00
252800 Contributions GSA	7/1/19			Beginning Balance			-7,404.00
	7/31/19			Ending Balance			-7,404.00
253000 Contributions FBO	7/1/19			Beginning Balance			-5,760.00
	7/31/19			Ending Balance			-5,760.00
253200 Contributions Other	7/1/19			Beginning Balance			-4,326,229.81
	7/31/19			Ending Balance			-4,326,229.81
272000 Retained Earnings	7/1/19			Beginning Balance			17,165,285.7
	7/31/19			Ending Balance			17,165,285.7
299000 Deferred Inflows of Pe	7/1/19			Beginning Balance			-63,480.00
	7/31/19			Ending Balance			-63,480.00
311100 Ad Valorem	7/1/19			Beginning Balance			-33.66
	7/31/19	EOM	GEN	Ad Valorem		0.02	-0.02
	7/31/19			Current Period Cha		0.02	-0.02
	7/31/19			Ending Balance			-33.68
360000 Misc. Income	7/1/19			Beginning Balance			-29,219.24
	7/31/19	EOM	GEN	Dept of Corrections		192.31	
	7/31/19	EOM	GEN	Suntrust Fee Refu		35.00	
	7/31/19			Current Period Cha		227.31	-227.31
	7/31/19			Ending Balance			-29,446.55
361000 Interest Income	7/1/19			Beginning Balance			-24.74
	7/31/19	EOM	GEN	Suntrust Interest		6.43	-6.43
	7/31/19			Current Period Cha		6.43	-6.43
	7/31/19			Ending Balance			-31.17
381000 From Revenue	7/1/19			Beginning Balance			-2,114,637.25
	7/31/19	EOM	GEN	Budget Transfer		239,069.13	
	7/31/19			Current Period Cha		239,069.13	-239,069.13
	7/31/19			Ending Balance			-2,353,706.38
381100 Transfer From Reven	7/1/19			Beginning Balance			2,801.54
	7/5/19	37732	CDJ	George Berry - RE	39.00		
	7/5/19	37733	CDJ	Rochelle Blumenth	33.65		
	7/5/19	37733	CDJ	Rochelle Blumenth	93.46		

**Titusville-Cocoa Airport Authority
General Ledger**

For the Period From Jul 1, 2019 to Jul 31, 2019

Filter Criteria includes: Report order is by ID. Report is printed with shortened descriptions and in Detail Format.

Account ID Account Description	Date	Reference	Jrnl	Trans Description	Debit Amt	Credit Amt	Balance
	7/5/19	37734	CDJ	Sea Hawk Unlimite	18.35		
	7/5/19	37735	CDJ	Phyllis Stiver - REF	274.41		
	7/5/19	37736	CDJ	Oscar Vilches - RE	52.79		
	7/5/19	37737	CDJ	Steve Wertheimer -	209.42		
	7/19/19	37758	CDJ	David Madsen - RE	67.30		
				Current Period Cha	788.38		788.38
	7/31/19			Ending Balance			3,589.92
481200	7/1/19			Beginning Balance			-399.00
Transfer To R & R Fu	7/31/19	EOM	GEN	Metal Scrap		877.00	
				Current Period Cha		877.00	-877.00
	7/31/19			Ending Balance			-1,276.00
481400	7/1/19			Beginning Balance			66,341.47
Transfer To Debt Serv	7/31/19			Ending Balance			66,341.47
481500	7/1/19			Beginning Balance			-439,180.83
Transfer To Developm	7/31/19			Ending Balance			-439,180.83
511001	7/1/19			Beginning Balance			133,559.44
Executive Salaries	7/5/19	Payroll 07	GEN	Payroll 07 05 19	6,980.76		
	7/19/19	Payroll 07	GEN	Payroll 07 19 19	6,980.76		
				Current Period Cha	13,961.52		13,961.52
	7/31/19			Ending Balance			147,520.96
512001	7/1/19			Beginning Balance			123,194.85
Salaries - G & A	7/5/19	Payroll 07	GEN	Payroll 07 05 19	6,108.64		
	7/19/19	Payroll 07	GEN	Payroll 07 19 19	6,108.64		
				Current Period Cha	12,217.28		12,217.28
	7/31/19			Ending Balance			135,412.13
512002	7/1/19			Beginning Balance			22,881.39
Salaries - X21	7/31/19	EOM	GEN	X21	2,360.00		
				Current Period Cha	2,360.00		2,360.00
	7/31/19			Ending Balance			25,241.39
512003	7/1/19			Beginning Balance			170,800.37
Salaries - TIX	7/5/19	Payroll 07	GEN	Payroll 07 05 19	2,870.05		
	7/19/19	Payroll 07	GEN	Payroll 07 19 19	2,870.05		
	7/31/19	EOM	GEN	TIX	13,859.21		
				Current Period Cha	19,599.31		19,599.31
	7/31/19			Ending Balance			190,399.68
512004	7/1/19			Beginning Balance			68,794.64
Salaries - COI	7/5/19	Payroll 07	GEN	Payroll 07 05 19	1,850.24		
	7/19/19	Payroll 07	GEN	Payroll 07 19 19	1,850.24		
	7/31/19	EOM	GEN	COI	2,641.60		
				Current Period Cha	6,342.08		6,342.08
	7/31/19			Ending Balance			75,136.72
512090	7/1/19			Beginning Balance			33,686.87

Titusville-Cocoa Airport Authority
General Ledger
For the Period From Jul 1, 2019 to Jul 31, 2019

Filter Criteria includes: Report order is by ID. Report is printed with shortened descriptions and in Detail Format.

Account ID Account Description	Date	Reference	Jrnl	Trans Description	Debit Amt	Credit Amt	Balance
Salaries - Unallocated	7/5/19	Payroll 07	GEN	Payroll 07 05 19	8,545.60		
	7/19/19	Payroll 07	GEN	Payroll 07 19 19	8,065.60		
	7/31/19	EOM	GEN	Unallocated		18,860.81	
				Current Period Cha	16,611.20	18,860.81	-2,249.61
	7/31/19			Ending Balance			31,437.26
514001 Education	7/1/19			Beginning Balance			867.35
	7/31/19	EOM	GEN	M/C Training Class	149.00		
				Current Period Cha	149.00		149.00
	7/31/19			Ending Balance			1,016.35
514002 Employee Inv. & Testi	7/1/19			Beginning Balance			935.00
	7/31/19			Ending Balance			935.00
521001 Payroll Taxes - G & A	7/1/19			Beginning Balance			24,526.01
	7/31/19	EOM	GEN	G&A	2,551.55		
				Current Period Cha	2,551.55		2,551.55
	7/31/19			Ending Balance			27,077.56
521002 Payroll Taxes - X21	7/1/19			Beginning Balance			1,510.52
	7/31/19	EOM	GEN	X21	180.54		
				Current Period Cha	180.54		180.54
	7/31/19			Ending Balance			1,691.06
521003 Payroll Taxes - TIX	7/1/19			Beginning Balance			9,309.17
	7/31/19	EOM	GEN	TIX	1,366.23		
				Current Period Cha	1,366.23		1,366.23
	7/31/19			Ending Balance			10,675.40
521004 Payroll Taxes - COI	7/1/19			Beginning Balance			2,353.61
	7/31/19	EOM	GEN	COI	202.08		
				Current Period Cha	202.08		202.08
	7/31/19			Ending Balance			2,555.69
521090 Payroll Taxes - Unallo	7/1/19			Beginning Balance			471.98
	7/5/19	Payroll 07	GEN	Payroll 07 05 19	1,938.70		
	7/19/19	Payroll 07	GEN	Payroll 07 19 19	1,901.98		
	7/31/19	EOM	GEN	Unallocated		4,300.40	
				Current Period Cha	3,840.68	4,300.40	-459.72
	7/31/19			Ending Balance			12.26
522001 FL Retirement - G & A	7/1/19			Beginning Balance			51,169.91
	7/31/19	EOM	GEN	G&A	5,946.71		
				Current Period Cha	5,946.71		5,946.71
	7/31/19			Ending Balance			57,116.62
522002 FL Retirement - X21	7/1/19			Beginning Balance			1,994.97
	7/31/19	EOM	GEN	X21	194.94		
				Current Period Cha	194.94		194.94
	7/31/19			Ending Balance			2,189.91

Titusville-Cocoa Airport Authority
General Ledger
For the Period From Jul 1, 2019 to Jul 31, 2019

Filter Criteria includes: Report order is by ID. Report is printed with shortened descriptions and in Detail Format.

Account ID Account Description	Date	Reference	Jrnl	Trans Description	Debit Amt	Credit Amt	Balance
522003 FL Retirement - TIX	7/1/19 7/31/19	EOM	GEN	Beginning Balance TIX			11,108.17
				Current Period Cha	1,378.06 1,378.06		1,378.06
	7/31/19			Ending Balance			12,486.23
522004 FL Retirement - COI	7/1/19 7/31/19	EOM	GEN	Beginning Balance COI			2,822.30
				Current Period Cha	218.20 218.20		218.20
	7/31/19			Ending Balance			3,040.50
522090 FL Retirement - Unall	7/1/19 7/31/19	EOM	GEN	Beginning Balance Unallocated			10,758.12
				Current Period Cha	295.86 295.86		295.86
	7/31/19			Ending Balance			11,053.98
523001 Group Insurance - G	7/1/19 7/5/19	37709	CDJ	Beginning Balance Board Of Co. Com			47,684.32
				Current Period Cha	6,704.26 6,704.26		6,704.26
	7/31/19			Ending Balance			54,388.58
523090 Group Insurance - Un	7/1/19 7/5/19 7/5/19 7/5/19	37709 37711 37715	CDJ CDJ CDJ	Beginning Balance Board Of Co. Com CHLIC - Invoice 24 Davis Vision, Inc. -			63,213.43
				Current Period Cha	6,562.58 556.64 82.37 7,201.59		7,201.59
	7/31/19			Ending Balance			70,415.02
524090 Workman's Comp - U	7/1/19 7/31/19			Beginning Balance			17,526.00
				Ending Balance			17,526.00
531001 Prof. Service - Legal	7/1/19 7/31/19			Beginning Balance			37,853.45
				Ending Balance			37,853.45
531101 Prof. Serv. Gen Cons	7/1/19 7/31/19			Beginning Balance			500.00
				Ending Balance			500.00
531201 Prof. Serv.-Other	7/1/19 7/31/19			Beginning Balance			4,072.98
				Ending Balance			4,072.98
531207 Prof Serv - Tech Supp	7/1/19 7/31/19			Beginning Balance			585.00
				Ending Balance			585.00
532001 Accounting & Audting	7/1/19 7/31/19	EOM	GEN	Beginning Balance Paychex			27,399.33
				Current Period Cha	365.89 365.89		365.89
	7/31/19			Ending Balance			27,765.22

**Titusville-Cocoa Airport Authority
General Ledger**

For the Period From Jul 1, 2019 to Jul 31, 2019

Filter Criteria includes: Report order is by ID. Report is printed with shortened descriptions and in Detail Format.

Account ID Account Description	Date	Reference	Jrnl	Trans Description	Debit Amt	Credit Amt	Balance
534001 Contracts & Permits G	7/1/19			Beginning Balance			25.00
	7/31/19			Ending Balance			25.00
540001 Travel - G & A	7/1/19			Beginning Balance			365.00
	7/31/19			Ending Balance			365.00
540101 Travel - Training	7/1/19			Beginning Balance			180.86
	7/31/19			Ending Balance			180.86
541001 Telephone	7/1/19			Beginning Balance			21,199.71
	7/31/19			Ending Balance			21,199.71
541002 Telephone - X21	7/1/19			Beginning Balance			390.12
	7/19/19	37738	CDJ	A T & T - Account	187.41		
				Current Period Cha	187.41		187.41
	7/31/19			Ending Balance			577.53
541003 Telephone - TIX	7/1/19			Beginning Balance			1,100.26
	7/5/19	37706	CDJ	A T & T - Account	105.79		
	7/5/19	37706	CDJ	A T & T - Account	237.04		
	7/19/19	37756	CDJ	Windstream Comm	89.22		
	7/19/19	37756	CDJ	Windstream Comm	1,592.97		
				Current Period Cha	2,025.02		2,025.02
	7/31/19			Ending Balance			3,125.28
541004 Telephone - COI	7/1/19			Beginning Balance			767.56
	7/5/19	37706	CDJ	A T & T - Account	130.66		
				Current Period Cha	130.66		130.66
	7/31/19			Ending Balance			898.22
541301 Cellular Phones	7/1/19			Beginning Balance			4,491.13
	7/5/19	37707	CDJ	AT&T Mobility - Ac	464.62		
				Current Period Cha	464.62		464.62
	7/31/19			Ending Balance			4,955.75
541401 Cable Service	7/1/19			Beginning Balance			1,129.64
	7/5/19	37716	CDJ	Dish - Account 825	66.54		
	7/5/19	37716	CDJ	Dish - Account 825	59.54		
				Current Period Cha	126.08		126.08
	7/31/19			Ending Balance			1,255.72
541501 Internet Fees	7/1/19			Beginning Balance			466.24
	7/5/19	37708	CDJ	Spectrum - Accoun	58.28		
				Current Period Cha	58.28		58.28
	7/31/19			Ending Balance			524.52
542001	7/1/19			Beginning Balance			2,247.14

Titusville-Cocoa Airport Authority
General Ledger
For the Period From Jul 1, 2019 to Jul 31, 2019

Filter Criteria includes: Report order is by ID. Report is printed with shortened descriptions and in Detail Format.

Account ID Account Description	Date	Reference	Jrnl	Trans Description	Debit Amt	Credit Amt	Balance
Freight & Postage - G	7/31/19			Ending Balance			2,247.14
542101 Express Mail	7/1/19			Beginning Balance			318.88
	7/31/19			Ending Balance			318.88
543002 Electricity - X21	7/1/19			Beginning Balance			5,442.72
	7/19/19	37749	CDJ	Florida Power & Li	695.23		
				Current Period Cha	695.23		695.23
	7/31/19			Ending Balance			6,137.95
543003 Electricity - TIX	7/1/19			Beginning Balance			28,695.37
	7/5/19	37720	CDJ	Florida Power & Li	395.92		
	7/19/19	37749	CDJ	Florida Power & Li	4,685.56		
				Current Period Cha	5,081.48		5,081.48
	7/31/19			Ending Balance			33,776.85
543004 Electricity - COI	7/1/19			Beginning Balance			15,788.20
	7/5/19	37720	CDJ	Florida Power & Li	539.01		
	7/19/19	37749	CDJ	Florida Power & Li	2,083.56		
				Current Period Cha	2,622.57		2,622.57
	7/31/19			Ending Balance			18,410.77
543090 Electricity - Unallocate	7/1/19			Beginning Balance			21,124.10
	7/31/19			Ending Balance			21,124.10
543102 Water - X21	7/1/19			Beginning Balance			2,968.30
	7/31/19			Ending Balance			2,968.30
543103 Water - TIX	7/1/19			Beginning Balance			7,689.12
	7/5/19	37713	CDJ	City Of Titusville -	743.75		
				Current Period Cha	743.75		743.75
	7/31/19			Ending Balance			8,432.87
543104 Water - COI	7/1/19			Beginning Balance			1,762.65
	7/5/19	37712	CDJ	City Of Cocoa - CO	412.75		
	7/5/19	37731	CDJ	City Of Cocoa - Ac	621.06		
				Current Period Cha	1,033.81		1,033.81
	7/31/19			Ending Balance			2,796.46
543202 Solid Waste - X21	7/1/19			Beginning Balance			10,526.22
	7/31/19			Ending Balance			10,526.22
543203 Solid Waste - TIX	7/1/19			Beginning Balance			2,196.91
	7/31/19			Ending Balance			2,196.91

Titusville-Cocoa Airport Authority
General Ledger
For the Period From Jul 1, 2019 to Jul 31, 2019

Filter Criteria includes: Report order is by ID. Report is printed with shortened descriptions and in Detail Format.

Account ID Account Description	Date	Reference	Jrnl	Trans Description	Debit Amt	Credit Amt	Balance
543204 Solid Waste - COI	7/1/19			Beginning Balance			2,584.32
	7/31/19			Ending Balance			2,584.32
544003 Rentals & Leases - TI	7/1/19			Beginning Balance			1,606.82
	7/5/19	37729	CDJ	Waste Manageme	350.93		
	7/19/19	37755	CDJ	Waste Manageme	350.93		
				Current Period Cha	701.86		701.86
	7/31/19			Ending Balance			2,308.68
544004 Rentals & Leases - C	7/1/19			Beginning Balance			1,318.79
	7/5/19	37729	CDJ	Waste Manageme	126.35		
	7/5/19	37729	CDJ	Waste Manageme	166.90		
	7/31/19	EOM	GEN	Spireon	297.25		
				Current Period Cha	590.50		590.50
	7/31/19			Ending Balance			1,909.29
544101 Copy Machine Rental	7/1/19			Beginning Balance			1,221.22
	7/31/19			Ending Balance			1,221.22
544102 Postage Machine Ren	7/1/19			Beginning Balance			276.00
	7/31/19			Ending Balance			276.00
544103 Phone System Rental	7/1/19			Beginning Balance			904.23
	7/19/19	37744	CDJ	MITEL Leasing - In	95.99		
				Current Period Cha	95.99		95.99
	7/31/19			Ending Balance			1,000.22
545290 Property Ins - Unalloc	7/1/19			Beginning Balance			105,971.00
	7/31/19			Ending Balance			105,971.00
545400 Employee Bond	7/1/19			Beginning Balance			134,414.00
	7/31/19			Ending Balance			134,414.00
545500 Officers Liability	7/1/19			Beginning Balance			5,568.00
	7/31/19			Ending Balance			5,568.00
545602 Fuel Tank Ins. - X21	7/1/19			Beginning Balance			1,285.00
	7/31/19			Ending Balance			1,285.00
545604 Fuel Tank Ins. - COI	7/1/19			Beginning Balance			1,080.00
	7/31/19			Ending Balance			1,080.00
546001	7/1/19			Beginning Balance			118.00

**Titusville-Cocoa Airport Authority
General Ledger**

For the Period From Jul 1, 2019 to Jul 31, 2019

Filter Criteria includes: Report order is by ID. Report is printed with shortened descriptions and in Detail Format.

Account ID Account Description	Date	Reference	Jrnl	Trans Description	Debit Amt	Credit Amt	Balance
R & M - Office Equipm	7/31/19			Ending Balance			118.00
546002 R & M - X21	7/1/19			Beginning Balance			2,822.85
	7/31/19			Ending Balance			2,822.85
546003 R & M - TIX	7/1/19			Beginning Balance			25,830.17
	7/31/19			Ending Balance			25,830.17
546004 R & M - COI	7/1/19			Beginning Balance			2,992.00
	7/31/19			Ending Balance			2,992.00
546090 R & M - Unallocated	7/1/19			Beginning Balance			5,860.86
	7/19/19	37743	CDJ	Brevard County Bo Current Period Cha	5,000.00 5,000.00		5,000.00
	7/31/19			Ending Balance			10,860.86
546101 R & M Service - G & A	7/1/19			Beginning Balance			512.00
	7/31/19			Ending Balance			512.00
546102 R & M Service -X21	7/1/19			Beginning Balance			
	7/5/19	37725	CDJ	Safety-Kleen - Invo	155.00		
				Current Period Cha	155.00		155.00
	7/31/19			Ending Balance			155.00
546103 R & M Service - TIX	7/1/19			Beginning Balance			1,310.85
	7/31/19			Ending Balance			1,310.85
546104 R & M Service - COI	7/1/19			Beginning Balance			1,105.00
	7/19/19	37741	CDJ	Brevard County Util	100.00		
				Current Period Cha	100.00		100.00
	7/31/19			Ending Balance			1,205.00
546190 R & M Service - Unall	7/1/19			Beginning Balance			
	7/19/19	37754	CDJ	Safety-Kleen - Invo	371.80		
				Current Period Cha	371.80		371.80
	7/31/19			Ending Balance			371.80
546201 R & M - Equip. - G &	7/1/19			Beginning Balance			5,013.95
	7/19/19	37742	CDJ	Brevard County E	1,630.00		
				Current Period Cha	1,630.00		1,630.00
	7/31/19			Ending Balance			6,643.95
546202 R & M - Equip. - X21	7/1/19			Beginning Balance			11,169.42

Titusville-Cocoa Airport Authority
General Ledger
For the Period From Jul 1, 2019 to Jul 31, 2019

Filter Criteria includes: Report order is by ID. Report is printed with shortened descriptions and in Detail Format.

Account ID Account Description	Date	Reference	Jrnl	Trans Description	Debit Amt	Credit Amt	Balance
	7/31/19			Ending Balance			11,169.42
546203	7/1/19			Beginning Balance			20,601.70
R & M - Equip. - TIX	7/5/19	37705	CDJ	AG-PRO Compani	380.16		
	7/5/19	37705	CDJ	AG-PRO Compani	2,888.94		
	7/5/19	37705	CDJ	AG-PRO Compani	1,516.76		
	7/5/19	37710	CDJ	Central Hydraulics	140.37		
	7/5/19	37710	CDJ	Central Hydraulics	317.87		
	7/5/19	37710	CDJ	Central Hydraulics	202.48		
	7/5/19	37722	CDJ	Home Depot Credit	29.94		
	7/5/19	37722	CDJ	Home Depot Credit	38.46		
				Current Period Cha	5,514.98		5,514.98
	7/31/19			Ending Balance			26,116.68
546204	7/1/19			Beginning Balance			4,073.37
R & M - Equip. -COI	7/19/19	37740	CDJ	Boulevard Tire Cen	1,142.56		
	7/19/19	37748	CDJ	DynaFire, Inc. - Inv	1,391.00		
				Current Period Cha	2,533.56		2,533.56
	7/31/19			Ending Balance			6,606.93
546290	7/1/19			Beginning Balance			1,338.16
R & M - Equip. - Unall	7/31/19			Ending Balance			1,338.16
546301	7/1/19			Beginning Balance			857.30
R & M - Bldgs. - G & A	7/31/19			Ending Balance			857.30
546302	7/1/19			Beginning Balance			1,167.24
R & M - Bldgs. - X21	7/31/19			Ending Balance			1,167.24
546303	7/1/19			Beginning Balance			11,904.47
R & M - Bldgs. - TIX	7/5/19	37714	CDJ	City Electric Supply	48.87		
	7/5/19	37718	CDJ	DynaFire, Inc. - Inv	360.00		
				Current Period Cha	408.87		408.87
	7/31/19			Ending Balance			12,313.34
546304	7/1/19			Beginning Balance			6,601.66
R & M - Bldgs. - COI	7/5/19	37717	CDJ	Dixon Electric East	250.00		
	7/5/19	37722	CDJ	Home Depot Credit	50.91		
	7/5/19	37722	CDJ	Home Depot Credit	59.64		
	7/5/19	37722	CDJ	Home Depot Credit	21.91		
				Current Period Cha	382.46		382.46
	7/31/19			Ending Balance			6,984.12
546390	7/1/19			Beginning Balance			2,558.87
R & M - Bldgs. - Unall	7/31/19			Ending Balance			2,558.87
546401	7/1/19			Beginning Balance			920.09
R & M - Autos - G & A	7/31/19			Ending Balance			920.09

Titusville-Cocoa Airport Authority
General Ledger
For the Period From Jul 1, 2019 to Jul 31, 2019

Filter Criteria includes: Report order is by ID. Report is printed with shortened descriptions and in Detail Format.

Account ID Account Description	Date	Reference	Jrnl	Trans Description	Debit Amt	Credit Amt	Balance
546402	7/1/19			Beginning Balance			415.49
R & M - Autos - X21	7/5/19	37724	CDJ	O'Reilly Auto Parts,	77.92		
	7/5/19	37724	CDJ	O'Reilly Auto Parts,	34.37		
				Current Period Cha	112.29		112.29
	7/31/19			Ending Balance			527.78
546403	7/1/19			Beginning Balance			4,055.79
R & M - Autos - TIX	7/5/19	37724	CDJ	O'Reilly Auto Parts,	84.20		
	7/5/19	37724	CDJ	O'Reilly Auto Parts,	77.52		
	7/5/19	37724	CDJ	O'Reilly Auto Parts,	9.49		
	7/5/19	37724	CDJ	O'Reilly Auto Parts,	97.48		
	7/5/19	37724	CDJ	O'Reilly Auto Parts,	111.86		
				Current Period Cha	380.55		380.55
	7/31/19			Ending Balance			4,436.34
546404	7/1/19			Beginning Balance			3,752.09
R & M - Autos - COI	7/5/19	37724	CDJ	O'Reilly Auto Parts,	3.99		
				Current Period Cha	3.99		3.99
	7/31/19			Ending Balance			3,756.08
546490	7/1/19			Beginning Balance			512.09
R & M - Autos - Unallo	7/31/19			Ending Balance			512.09
546502	7/1/19			Beginning Balance			105.30
T-Hangar Maintenanc	7/31/19			Ending Balance			105.30
546503	7/1/19			Beginning Balance			10,151.03
T-Hangar Maintenanc	7/19/19	37747	CDJ	Dixon Electric East	700.00		
				Current Period Cha	700.00		700.00
	7/31/19			Ending Balance			10,851.03
546504	7/1/19			Beginning Balance			2,064.88
T-Hangar Maintenanc	7/5/19	37722	CDJ	Home Depot Credit	17.94		
	7/19/19	37745	CDJ	C & D Construction	4,205.00		
				Current Period Cha	4,222.94		4,222.94
	7/31/19			Ending Balance			6,287.82
548001	7/1/19			Beginning Balance			580.81
Promotional Ads - G	7/19/19	37750	CDJ	Florida Today #126	563.63		
				Current Period Cha	563.63		563.63
	7/31/19			Ending Balance			1,144.44
548201	7/1/19			Beginning Balance			2,662.21
Marketing - G & A	7/31/19	EOM	GEN	Chamber Lunch	40.00		
				Current Period Cha	40.00		40.00
	7/31/19			Ending Balance			2,702.21
549403	7/1/19			Beginning Balance			130.00
Other - R.E Taxes - TI							

Titusville-Cocoa Airport Authority
General Ledger
For the Period From Jul 1, 2019 to Jul 31, 2019

Filter Criteria includes: Report order is by ID. Report is printed with shortened descriptions and in Detail Format.

Account ID Account Description	Date	Reference	Jrnl	Trans Description	Debit Amt	Credit Amt	Balance
	7/31/19			Ending Balance			130.00
551001 Office Supplies	7/1/19			Beginning Balance			6,685.02
	7/5/19	37727	CDJ	Southern Janitor S	29.60		
	7/5/19	37727	CDJ	Southern Janitor S	438.80		
	7/5/19	37727	CDJ	Southern Janitor S	50.25		
	7/31/19	EOM	GEN	Office Supplies	128.64		
				Current Period Cha	647.29		647.29
	7/31/19			Ending Balance			7,332.31
551101 Printing & Binding	7/1/19			Beginning Balance			
	7/5/19	37726	CDJ	Shred-It USA - Invo	1,518.48		
				Current Period Cha	1,518.48		1,518.48
	7/31/19			Ending Balance			1,518.48
552003 Uniforms - TIX	7/1/19			Beginning Balance			4,040.49
	7/31/19			Ending Balance			4,040.49
552090 Uniforms - Unallocate	7/1/19			Beginning Balance			2,784.52
	7/31/19			Ending Balance			2,784.52
552101 Fuel - G & A	7/1/19			Beginning Balance			11,572.44
	7/5/19	37730	CDJ	Watkins Fuel Oil - I	2,219.22		
	7/5/19	37730	CDJ	Watkins Fuel Oil - I	536.79		
	7/5/19	37730	CDJ	Watkins Fuel Oil - I	747.69		
	7/5/19	37730	CDJ	Watkins Fuel Oil - I	2,539.02		
				Current Period Cha	6,042.72		6,042.72
	7/31/19			Ending Balance			17,615.16
552102 Fuel - X21	7/1/19			Beginning Balance			537.00
	7/31/19			Ending Balance			537.00
552190 Fuel - Unallocated	7/1/19			Beginning Balance			7,357.74
	7/31/19			Ending Balance			7,357.74
552201 Cleaning - G & A	7/1/19			Beginning Balance			4,590.00
	7/5/19	37719	CDJ	Faster Than Sound	510.00		
				Current Period Cha	510.00		510.00
	7/31/19			Ending Balance			5,100.00
552202 Computer Equipment	7/1/19			Beginning Balance			2,424.53
	7/31/19			Ending Balance			2,424.53
554001 Dues & Memberships	7/1/19			Beginning Balance			3,669.39
	7/31/19			Ending Balance			3,669.39

Titusville-Cocoa Airport Authority
General Ledger
For the Period From Jul 1, 2019 to Jul 31, 2019

Filter Criteria includes: Report order is by ID. Report is printed with shortened descriptions and in Detail Format.

Account ID	Date	Reference	Jrnl	Trans Description	Debit Amt	Credit Amt	Balance
Account Description							
554004	7/1/19			Beginning Balance			375.00
Dues & Memberships	7/31/19			Ending Balance			375.00
555001	7/1/19			Beginning Balance			195.64
Books, Publications &	7/31/19			Ending Balance			195.64

Revenue Fund
Balance Sheet
July 31, 2019

ASSETS

Current Assets		
Cash	\$	458,197.30
Cash Escrow		234,048.79
Accounts Receivable		29,730.84
		<hr/>
Total Current Assets		721,976.93
Property and Equipment		<hr/>
Total Property and Equipment		0.00
Other Assets		<hr/>
Total Other Assets		0.00
		<hr/>
Total Assets	\$	<u>721,976.93</u>

LIABILITIES AND CAPITAL

Current Liabilities		
Sales Tax	\$	505,933.10
Escrow Reserve		234,047.79
Unearned Revenue		32,764.17
		<hr/>
Total Current Liabilities		772,745.06
Long-Term Liabilities		<hr/>
Total Long-Term Liabilities		0.00
		<hr/>
Total Liabilities		772,745.06
Capital		
Retained Earnings		169,768.85
Net Income		(220,536.98)
		<hr/>
Total Capital		(50,768.13)
		<hr/>
Total Liabilities & Capital	\$	<u>721,976.93</u>

Revenue Fund
Income Statement
For the Ten Months Ending July 31, 2019

	Current Month This Year	Current Month Last Year	Year to Date This Year	Year to Date Last Year
Revenues				
Sales Tax Allowa	(30.00)	(30.00)	(300.00)	(60.00)
T-Hangar Sales -	13,920.87	12,050.36	136,534.52	130,468.03
T-Hangar Sales -	27,735.49	26,805.46	268,902.67	250,023.55
T-Hangar Sales -	49,811.18	48,900.50	501,064.71	483,676.41
FBO Sales - AD	6,332.56	6,566.08	64,525.60	63,285.80
FBO Sales - SCR	27,856.20	32,191.57	288,314.75	292,028.70
FBO Sales - MI	4,537.86	4,094.55	43,978.35	40,561.30
Building Leases -	6,657.91	3,944.50	66,348.26	39,504.93
Building Leases -	29,116.31	38,047.25	315,671.65	362,811.56
Building Leases -	4,716.66	4,801.61	48,286.86	47,765.41
Mini Sales - MI	16,682.46	15,974.71	161,430.02	156,789.04
AD - Land Leases	3,840.26	3,811.84	38,345.76	38,050.48
SC - Land Leases	20,150.39	16,088.58	201,559.03	187,529.66
MI - Land Leases	1,450.91	1,402.26	14,206.05	13,830.65
AD - Other Lease	800.00	800.00	8,000.00	8,000.00
SC - Other Leases	5.84	5.84	58.40	58.40
MI - Other Leases	325.19	318.19	3,237.90	3,365.18
Total Revenues	213,910.09	215,773.30	2,160,164.53	2,117,689.10
Cost of Sales				
Transfer To Oper	239,069.13	220,661.12	2,380,701.51	1,975,801.21
Total Cost of Sale	239,069.13	220,661.12	2,380,701.51	1,975,801.21
Gross Profit	(25,159.04)	(4,887.82)	(220,536.98)	141,887.89
Expenses				
Total Expenses	0.00	0.00	0.00	0.00
Net Income	\$ (25,159.04)	\$ (4,887.82)	\$ (220,536.98)	\$ 141,887.89

Renewal & Replacement Fund
Balance Sheet
July 31, 2019

Assets

Current Assets		
Cash - Savings	\$	35,000.00
		<hr/>
Total Current Assets		35,000.00
Property and Equipment		<hr/>
Total Property and Equipment		0.00
Other Assets		<hr/>
Total Other Assets		0.00
		<hr/>
Total Assets	\$	35,000.00
		<hr/> <hr/>

Liabilities And Capital

Current Liabilities		<hr/>
Total Current Liabilities		0.00
Long-Term Liabilities		<hr/>
Total Long-Term Liabilities		0.00
		<hr/>
Total Liabilities		0.00
Capital		
Retained Earnings	\$	35,000.00
Net Income		0.00
		<hr/>
Total Capital		35,000.00
		<hr/>
Total Liabilities & Capital	\$	35,000.00
		<hr/> <hr/>

Renewal & Replacement Fund
Income Statement
For the Ten Months Ending July 31, 2019

	Current Month This Year	Current Month Last Year	Year to Date This Year	Year to Date Last Year
Revenues				
Transfer From Re	0.00	0.00	0.00	0.00
Total Revenues	0.00	0.00	0.00	0.00
Cost of Sales				
Total Cost of Sale	0.00	0.00	0.00	0.00
Gross Profit	0.00	0.00	0.00	0.00
Expenses				
Transfer to Devel	0.00	0.00	0.00	0.00
R & M Arthur Du	0.00	0.00	0.00	0.00
R & M Space Coa	0.00	0.00	0.00	0.00
R & M Merritt Isl	0.00	0.00	0.00	0.00
Capital Outlay La	0.00	0.00	0.00	0.00
Capital Outlay La	0.00	0.00	0.00	0.00
Capital Outlay La	0.00	0.00	0.00	0.00
Capital Outlay -	0.00	0.00	0.00	0.00
Capital Outlay -	0.00	0.00	0.00	0.00
Capital Outlay -	0.00	0.00	0.00	0.00
Capital Outlay -	0.00	0.00	0.00	0.00
Capital Outlay -	0.00	0.00	0.00	0.00
Capital Outlay -	0.00	0.00	0.00	0.00
Capital Outlay - E	0.00	0.00	0.00	0.00
Capital Outlay - E	0.00	0.00	0.00	0.00
Capital Outlay - E	0.00	0.00	0.00	0.00
Total Expenses	0.00	0.00	0.00	0.00
Net Income	\$ 0.00	\$ 0.00	\$ 0.00	\$ 0.00

Renewal & Replacement Fund
General Ledger
For the Period From Jul 1, 2019 to Jul 31, 2019

Filter Criteria includes: Report order is by ID. Report is printed with shortened descriptions and in Detail Format.

Account ID Account Description	Date	Reference	Jrnl	Trans Description	Debit Amt	Credit Amt	Balance
102000 Cash - Savings	7/1/19			Beginning Balance			35,000.00
	7/31/19			Ending Balance			35,000.00
272000 Retained Earnings	7/1/19			Beginning Balance			-35,000.00
	7/31/19			Ending Balance			-35,000.00

Debt Service Fund
Balance Sheet
July 31, 2019

ASSETS

Cash		
Cash Savings	\$	29,074.24
Total Cash		29,074.24
Current Assets		
Total Current Assets		0.00
Property and Equipment		
Total Property and Equipment		0.00
Other Assets		
Total Other Assets		0.00
Total Assets	\$	<u>29,074.24</u>

LIABILITIES AND CAPITAL

Current Liabilities		
Total Current Liabilities		0.00
Long-Term Liabilities		
Total Long-Term Liabilities		0.00
Total Liabilities		0.00
Capital		
Retained Earnings	\$	(788.45)
Net Income		<u>29,862.69</u>
Total Capital		<u>29,074.24</u>
Total Liabilities & Capital	\$	<u>29,074.24</u>

Debt Service Fund
Income Statement
For the Ten Months Ending July 31, 2019

	Current Month This Year	Current Month Last Year	Year to Date This Year	Year to Date Last Year
Revenues				
From Operating	0.00	0.00	175,233.89	180,755.12
Total Revenues	0.00	0.00	175,233.89	180,755.12
Cost of Sales				
Total Cost of Sale	0.00	0.00	0.00	0.00
Gross Profit	0.00	0.00	175,233.89	180,755.12
Expenses				
Principal - Note	0.00	0.00	0.00	6,250.93
Principal Paymen	8,797.10	8,411.99	86,479.76	86,103.73
Interest - Note A	0.00	0.00	5,805.41	58.75
Interest Payments	5,740.02	6,125.13	53,086.03	59,267.47
Total Expenses	14,537.12	14,537.12	145,371.20	151,680.88
Net Income	\$ (14,537.12)	\$ (14,537.12)	\$ 29,862.69	\$ 29,074.24

Debt Service Fund
General Ledger
For the Period From Jul 1, 2019 to Jul 31, 2019

Filter Criteria includes: Report order is by ID. Report is printed with shortened descriptions and in Detail Format.

Account ID Account Description	Date	Reference	Jrnl	Trans Description	Debit Amt	Credit Amt	Balance
101200 Cash Savings	7/1/19			Beginning Balance			43,611.36
	7/31/19	EOM	GEN	Suntrust		14,537.12	
				Current Period Cha		14,537.12	-14,537.12
	7/31/19			Ending Balance			29,074.24
272000 Retained Earnings	7/1/19			Beginning Balance			788.45
	7/31/19			Ending Balance			788.45
381300 From Operating	7/1/19			Beginning Balance			-175,233.89
	7/31/19			Ending Balance			-175,233.89
571029 Principal Payment Su	7/1/19			Beginning Balance			77,682.66
	7/31/19	EOM	GEN	Suntrust Principal	8,797.10		
				Current Period Cha	8,797.10		8,797.10
	7/31/19			Ending Balance			86,479.76
572028 Interest - Note A	7/1/19			Beginning Balance			5,805.41
	7/31/19			Ending Balance			5,805.41
572029 Interest Payments Su	7/1/19			Beginning Balance			47,346.01
	7/31/19	EOM	GEN	Suntrust Interest	5,740.02		
				Current Period Cha	5,740.02		5,740.02
	7/31/19			Ending Balance			53,086.03

Development Fund
Balance Sheet
July 31, 2019

ASSETS

Cash		
Cash - Savings	\$	(714,492.97)
Total Cash		(714,492.97)
Current Assets		
COI - 11/29 Rehabilitation		65,056.00
Total Current Assets		65,056.00
Property and Equipment		
X21 Airfield Markings		5,000.00
X21 PAPIs		3,999.00
Spaceport License Pre-AP		678,521.07
Bldg 26 Demolition		443,682.99
TIX REILS wrong		10,422.33
TIX - REILS Replacement		278,549.22
TIX - Airfield Lighting Rehab		720,589.29
COI Port A Port Replacement		1,262,804.74
COI - South Apron Lighting		1,400.00
COI RSA Construction		4,641,615.97
COI - Security & Infrastructur		149,277.79
COI South Apron		64,087.02
Total Property and Equipment		8,259,949.42
Other Assets		
Total Other Assets		0.00
Total Assets	\$	7,610,512.45

LIABILITIES AND CAPITAL

Current Liabilities		
FAA-COI-RSA Construction	\$	4,222,586.00
FAA - TIX - REILS Replacement		271,578.00
FAA-TIX-Airfield Light Rehab		339,016.76
FAA-COI South Apron Rehab		57,678.00
FDOT-COI Box Hangars		98,314.72
FDOT - RSA Construction		221,461.46
FDOT-Bldg 26 Demolition		354,946.39
FDOT - Security & Infrastructu		104,833.07
FDOT - TIX - REILS Replacement		15,087.63
Space Florida Contribution		275,000.00
Total Current Liabilities		5,960,502.03
Long-Term Liabilities		
Total Long-Term Liabilities		0.00
Total Liabilities		5,960,502.03
Capital		
Retained Earnings		1,650,010.42
Net Income		0.00
Total Capital		1,650,010.42

Unaudited - For Management Purposes Only

Development Fund
Balance Sheet
July 31, 2019

Total Liabilities & Capital

\$ 7,610,512.45

Development Fund
General Ledger
For the Period From Jul 1, 2019 to Jul 31, 2019

Filter Criteria includes: Report order is by ID. Report is printed with shortened descriptions and in Detail Format.

Account ID Account Description	Date	Reference	Jrnl	Trans Description	Debit Amt	Credit Amt	Balance
102000	7/1/19			Beginning Balance			-340,664.22
Cash - Savings	7/31/19	EOM	GEN	FAA COI South Ap	57,678.00		
	7/31/19	EOM	GEN	Due to from Develo		431,506.75	
				Current Period Cha	57,678.00	431,506.75	-373,828.75
	7/31/19			Ending Balance			-714,492.97
120165	7/1/19			Beginning Balance			
X21 Airfield Markings	7/31/19	EOM	GEN	#37739 AVCON (P	4,000.00		
	7/31/19	EOM	GEN	#37739 AVCON (P	1,000.00		
				Current Period Cha	5,000.00		5,000.00
	7/31/19			Ending Balance			5,000.00
120170	7/1/19			Beginning Balance			
X21 PAPIs	7/31/19	EOM	GEN	#37739 AVCON (P	2,774.87		
	7/31/19	EOM	GEN	#37739 AVCON (P	1,224.13		
				Current Period Cha	3,999.00		3,999.00
	7/31/19			Ending Balance			3,999.00
130122	7/1/19			Beginning Balance			678,521.07
Spaceport License Pr	7/31/19			Ending Balance			678,521.07
130137	7/1/19			Beginning Balance			443,682.99
Bldg 26 Demolition	7/31/19			Ending Balance			443,682.99
130138	7/1/19			Beginning Balance			10,422.33
TIX REILS wrong	7/31/19			Ending Balance			10,422.33
130139	7/1/19			Beginning Balance			278,549.22
TIX - REILS Replace	7/31/19			Ending Balance			278,549.22
130149	7/1/19			Beginning Balance			566,815.29
TIX - Airfield Lighting	7/31/19	EOM	GEN	#37721 HL Pruitt (153,774.00		
				Current Period Cha	153,774.00		153,774.00
	7/31/19			Ending Balance			720,589.29
140051	7/1/19			Beginning Balance			65,056.00
COI - 11/29 Rehabilita	7/31/19			Ending Balance			65,056.00
140115	7/1/19			Beginning Balance			1,058,158.01
COI Port A Port Repla	7/31/19	EOM	GEN	#37746 C&D (Pay	179,646.73		
	7/31/19	EOM	GEN	#37752 Michael Ba	25,000.00		
				Current Period Cha	204,646.73		204,646.73
	7/31/19			Ending Balance			1,262,804.74
140116	7/1/19			Beginning Balance			1,400.00
COI - South Apron Lig							

**Development Fund
General Ledger
For the Period From Jul 1, 2019 to Jul 31, 2019**

Filter Criteria includes: Report order is by ID. Report is printed with shortened descriptions and in Detail Format.

Account ID Account Description	Date	Reference	Jrnl	Trans Description	Debit Amt	Credit Amt	Balance
	7/31/19			Ending Balance			1,400.00
140136 COI RSA Construction	7/1/19			Beginning Balance			4,641,615.97
	7/31/19			Ending Balance			4,641,615.97
140138 COI - Security & Infr	7/1/19			Beginning Balance			149,277.79
	7/31/19			Ending Balance			149,277.79
140154 COI South Apron	7/1/19			Beginning Balance			
	7/31/19	EOM	GEN	#37753 Michael Ba	14,392.72		
	7/31/19	EOM	GEN	#37753 Michael Ba	8,257.71		
	7/31/19	EOM	GEN	#37753 Michael Ba	41,436.59		
				Current Period Cha	64,087.02		64,087.02
	7/31/19			Ending Balance			64,087.02
203136 FAA-COI-RSA Constr	7/1/19			Beginning Balance			-4,222,586.00
	7/31/19			Ending Balance			-4,222,586.00
203139 FAA - TIX - REILS Re	7/1/19			Beginning Balance			-271,578.00
	7/31/19			Ending Balance			-271,578.00
203149 FAA-TIX-Airfield Light	7/1/19			Beginning Balance			-339,016.76
	7/31/19			Ending Balance			-339,016.76
203154 FAA-COI South Apron	7/1/19			Beginning Balance			
	7/31/19	EOM	GEN	FAA COI South Ap		57,678.00	
				Current Period Cha		57,678.00	-57,678.00
	7/31/19			Ending Balance			-57,678.00
204108 FDOT-COI Box Hanga	7/1/19			Beginning Balance			-98,314.72
	7/31/19			Ending Balance			-98,314.72
204136 FDOT - RSA Construc	7/1/19			Beginning Balance			-221,461.46
	7/31/19			Ending Balance			-221,461.46
204137 FDOT-Bldg 26 Demoli	7/1/19			Beginning Balance			-354,946.39
	7/31/19			Ending Balance			-354,946.39
204138 FDOT - Security & Infr	7/1/19			Beginning Balance			-104,833.07
	7/31/19			Ending Balance			-104,833.07

Development Fund
General Ledger
For the Period From Jul 1, 2019 to Jul 31, 2019

Filter Criteria includes: Report order is by ID. Report is printed with shortened descriptions and in Detail Format.

Account ID Account Description	Date	Reference	Jrnl	Trans Description	Debit Amt	Credit Amt	Balance
204139 FDOT - TIX - REILS R	7/1/19			Beginning Balance			-15,087.63
	7/31/19			Ending Balance			-15,087.63
205122 Space Florida Contrib	7/1/19			Beginning Balance			-275,000.00
	7/31/19			Ending Balance			-275,000.00
272000 Retained Earnings	7/1/19			Beginning Balance			-1,650,010.42
	7/31/19			Ending Balance			-1,650,010.42