



Carolinas Mid-winter Roofing Expo

January 17-19, 2023
Winston-Salem, NC

NRCA technical issue update

presented by

Mark S. Graham

Vice President, Technical Services
National Roofing Contractors Association (NRCA)



1

Topics

- Market conditions
- Imported plywood and OSB concerns
- Imported lumber concerns
- Synthetic underlayment
 - Water vapor transmission testing
- Ignition temperature research
- Vapor retarder adhesion testing
- Contractor-reported problems
- Questions and other topics

2

ASPHALT ROOFING MANUFACTURERS ASSOCIATION

Asphalt. The Roofing Solution.™

ARMA Releases Third Quarter 2022 Report on Asphalt Roofing Product Shipments

Media Contact
Arnie Gosinski

Shipments (squares)	Q3 2022	Q3 2021	% Change	YTD 2022	YTD 2021	% Change
Shingles – U.S. (including individual shingles)	39,434,939	42,061,550	-6.2%	127,883,943	132,173,509	-3.2%
BUR base, ply, and mineral cap sheets – U.S. (not including saturated felts)	1,819,677	1,635,375	11.3%	5,657,202	5,242,299	7.9%
Modified Bitumen – U.S.	9,639,903	10,434,575	-7.6%	30,955,689	30,874,968	0.3%
Shingles – Canada (including Individual shingles)	3,084,234	3,331,361	-7.4%	10,540,153	11,298,062	-6.7%

cap sheets – U.S. (not including saturated felts)	1,819,677	1,635,375	11.3%	5,657,202	5,242,299	7.9%
Modified Bitumen – U.S.	9,639,903	10,434,575	-7.6%	30,955,689	30,874,968	0.3%
Shingles – Canada (including Individual shingles)	3,084,234	3,331,361	-7.4%	10,540,153	11,298,062	-6.7%

About ARMA:
The Asphalt Roofing Manufacturers Association (ARMA) is a trade association representing North America's asphalt roofing manufacturing companies and their raw material suppliers. The association includes the majority of North American manufacturers of asphalt shingles and asphalt low slope roof membrane systems. Information that ARMA gathers on modern asphalt roofing materials and practices is provided to building and code officials, as well as to regulatory agencies and allied trade groups. Committed to advances in the asphalt roofing industry, ARMA is proud of the role it plays in promoting asphalt roofing to those in the building industry and to the public.

###

3

ASPHALT ROOFING MANUFACTURERS ASSOCIATION

Asphalt. The Roofing Solution.™

ARMA Releases Third Quarter 2022 Report on Asphalt Roofing Product Shipments

Media Contact
Arnie Gosinski

Shipments (squares)	Q3 2022	Q3 2021	% Change	YTD 2022	YTD 2021	% Change
Shingles – U.S. (including individual shingles)	39,434,939	42,061,550	-6.2%	127,883,943	132,173,509	-3.2%
BUR base, ply, and mineral cap sheets – U.S. (not including saturated felts)	1,819,677	1,635,375	11.3%	5,657,202	5,242,299	7.9%
Modified Bitumen – U.S.	9,639,903	10,434,575	-7.6%	30,955,689	30,874,968	0.3%
Shingles – Canada (including Individual shingles)	3,084,234	3,331,361	-7.4%	10,540,153	11,298,062	-6.7%

cap sheets – U.S. (not including saturated felts)	1,819,677	1,635,375	11.3%	5,657,202	5,242,299	7.9%
Modified Bitumen – U.S.	9,639,903	10,434,575	-7.6%	30,955,689	30,874,968	0.3%
Shingles – Canada (including Individual shingles)	3,084,234	3,331,361	-7.4%	10,540,153	11,298,062	-6.7%

About ARMA:
The Asphalt Roofing Manufacturers Association (ARMA) is a trade association representing North America's asphalt roofing manufacturing companies and their raw material suppliers. The association includes the majority of North American manufacturers of asphalt shingles and asphalt low slope roof membrane systems. Information that ARMA gathers on modern asphalt roofing materials and practices is provided to building and code officials, as well as to regulatory agencies and allied trade groups. Committed to advances in the asphalt roofing industry, ARMA is proud of the role it plays in promoting asphalt roofing to those in the building industry and to the public.

###

4

SPRI
SINGLE PLY ROOFING INDUSTRY

FOR IMMEDIATE RELEASE

For more information, contact: Linda King, SPRI Managing Director
SPRI, 465 Waverly Oaks Road, Suite 421
Waltham, MA 02452
Tel: 781-647-7026 Fax: 781-647-7222
E-mail: info@spri.org

SPRI reports strong recovery in 2021

WALTHAM, MA—May 31, 2022—The Single-Ply Roofing Industry (SPRI), representing North American manufacturers in commercial roofing manufacturing, education, and innovation, today announced that the U.S. Single Ply roofing industry saw a 12.2% increase in 2021 roof membrane shipments as reported by SPRI Membership. Despite the many challenges faced in the supply chain, 2021 showed a strong increase from the 2020 reported 4.1% decline in shipments, according to statistics compiled by SPRI.

These statistics are based on the proprietary report tracking these key industry product shipments.

In 2021, the thermoset segment saw 7.5% growth over the prior year, thermoplastic saw 14% and modified bitumen 9.7% growth.

In 2021, the thermoset segment saw 7.5% growth over the prior year, thermoplastic saw 14% and modified bitumen 9.7% growth.

year: SPRI members and the entire roofing industry faced many obstacles to increase production including labor, transportation, raw materials, uneven demand, and were not immune to these challenges. As we moved into 2022, members saw strong shipment performance in the first quarter showing a 16.8% increase in year-over-year shipments," said Brad Van Dam, SPRI President."

Regionally, year-to-year shipments increased 20% in the North East US. The South saw 13.5 % growth, followed by the North Central at 10.7% and the West at 6%.

volume nationally.

Together, SPRI members develop industry standards, sponsor research, publish informative guidelines and publications for the commercial roofing industry, and continue to advance roofing technology.

5

PIMA
POLYISOCYANURATE INSULATION MANUFACTURERS ASSOCIATION

Polyiso Industry Reports 7.5% Increase in Product Shipments for 2021

Arlington, VA, April 7, 2022 – The Polyisocyanurate Insulation Manufacturers Association (PIMA) announces that for the year ending December 31, 2021, polyisocyanurate (polyiso) product shipments increased 7.5 percent year-over-year as measured in board feet. Over the past five years (2017-2021), total polyiso product shipments have increased by more than 22 percent.

as well as in the existing building stock. This is creating more opportunities for the use of polyiso insulation in projects that result in significant energy savings, including retrofit projects like roof replacements."

PIMA gathers shipment data for polyiso products produced in the United States and Canada by the participating manufacturing members of the Association. The shipment information is collected and reported in the aggregate by an independent third party, Association Research, Inc., and reflects products used for roofs, walls, cover boards and other applications.

###

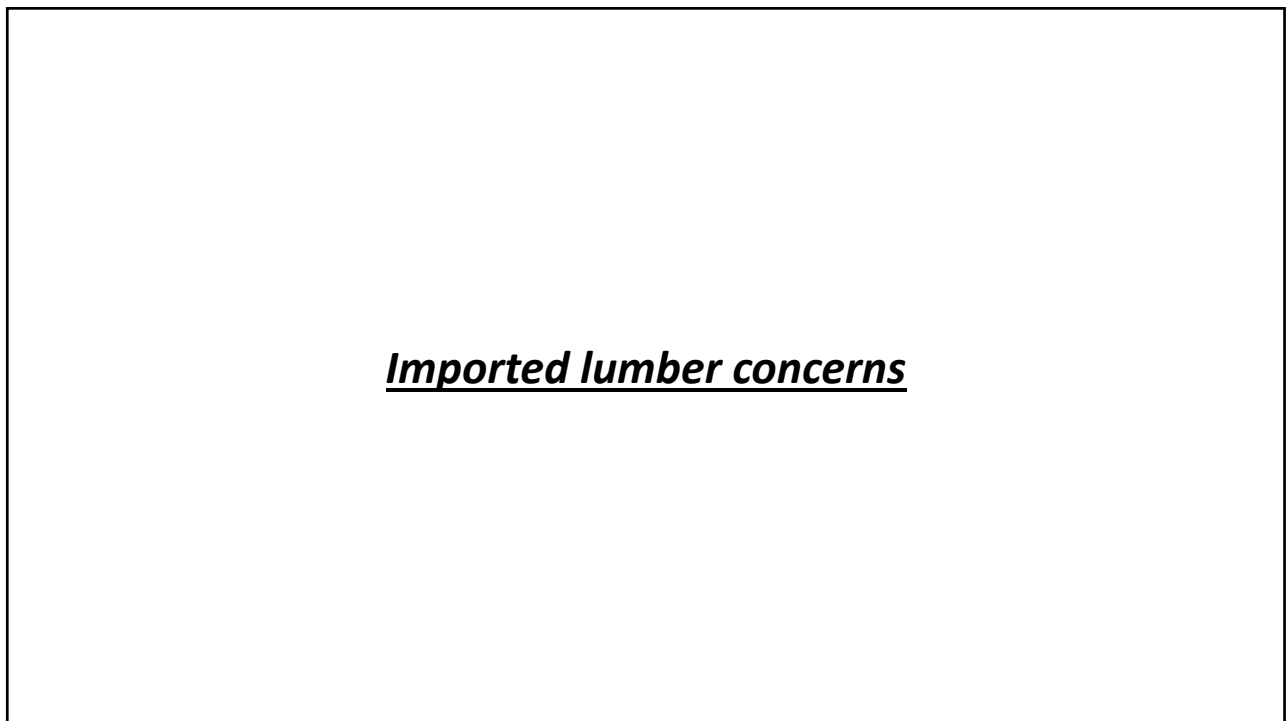
About PIMA
For more than 30 years, the Polyisocyanurate Insulation Manufacturers Association (PIMA) has served as the voice of the rigid polyiso industry, proactively advocating for safe, cost-effective, sustainable, and energy-efficient construction. Organized in 1987, PIMA is an association of polyiso manufacturers and industry suppliers. Polyiso is one of North America's most widely-used and cost-effective insulation products. To learn more, visit www.polyiso.org.

Contact: Mittie Rooney
mrooney@avcomgroup.com
301-602-8709

6




7



8

RESEARCH+TECH



Considering substitutions

Be aware of potential consequences with product substitution

by Mark S. Graham

20 professionalroofing.net SEPTEMBER 2021

Professional Roofing

September 2021

Link

9

Element of a Grade Stamp

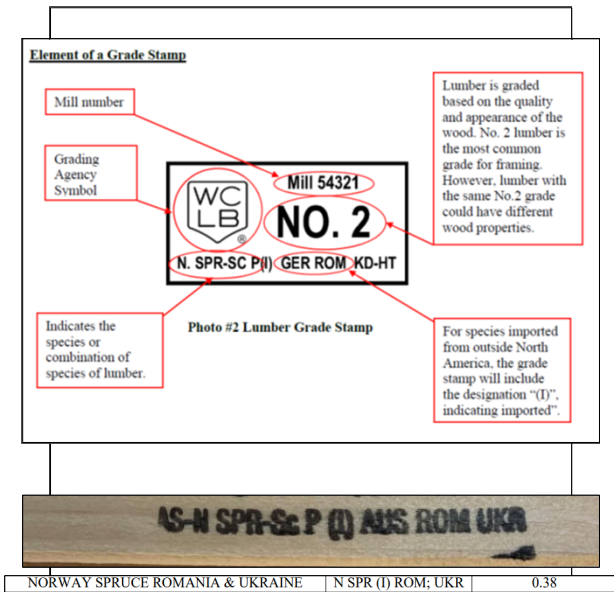


Photo #2 Lumber Grade Stamp

AS-N SPR-SC P (I) AUS ROM UKR

NORWAY SPRUCE ROMANIA & UKRAINE	N SPR (I) ROM; UKR	0.38
---------------------------------	--------------------	------

Link

10

Imported plywood and OBS concerns

11

Standards for wood structural panels

International Residential Code, 2018 Edition

Plywood:

- U.S. Department of Commerce PS-1, “Structural Plywood”
- CSA Group O325, “Construction Sheathing”

Oriented-strand board (OSB):

- U.S. Department of Commerce PS-2, “Performance Standard for Wood-based Structural-use Panels”
- CSA Group O437, “Standards for OSB and Waferboard”

12

Concerns with Brazilian plywood

Applies to product shipped from January 1, 2016 through early 2022

ProfessionalRoofing
the source for the roofing industry

DECKS • DOCKETS

OCT. 27-29
Austin, Texas

LEGAL CONFERENCE

[Subscribe](#) [Past Issues](#) [Online Profiles](#) [Media Kit](#) [My Profile](#) [Contact](#)

[Login](#) [Register](#)

HOME > NEWS >

Lawsuit highlights inferior Brazilian plywood and false certification

A recent lawsuit has shined a light on the use of inferior Brazilian plywood and its false certification by long-time certifier PFS-TECO, according to NRCA General Counsel Trent Cotney.

What the lawsuit claimed

The suit was filed by U.S. Structural Plywood Integrity Coalition, which includes nine family-owned plywood manufacturers. The group alleged that PFS-TECO designated PS 1 certification for the plywood despite failing to meet U.S. standards. The lawsuit claimed negligence, false advertising and loss of revenue.

PS 1 certification indicates structural integrity for plywood panels used in floors, roofs and walls of commercial and residential buildings. After its production, PFS-TECO inspected the plywood and stamped it PS 1 before it was made available in the U.S.; however, the plywood had substantial failure rates during American Plywood Association testing and evaluation from other laboratories. Unfortunately, the plywood in question has been used throughout the U.S. for new construction projects, as well as for reconstruction in Florida, Puerto Rico and other areas affected by hurricanes.

The suit alleges that dating to Jan. 1, 2016, the inspection services “made false statements of fact through certifications that authorized 35 Brazilian plywood producers to export plywood into Florida” they either knew or

JUL./AUG. 2022
VOL. 52 ISSUE 6

[Link](#)

13

PFS Corporation d/b/a PFS-TECO
An Employee-Owned Company

NEWS RELEASE

For Immediate Release

For more information, contact:

Scott Drake
Office: (608) 830-1013
scott.drake@pfs-teco.com

Court-Issued Permanent Injunction related to Brazilian Plywood

Cottage Grove, WI (May 31, 2022) — In September 2019, a group of US plywood manufacturers filed a complaint in the Southern District of Florida concerning PFS-TECO’s work as an accredited third-party agency in Southern Brazil. The complaint alleged that the PFS-TECO certification mark should be considered false advertising because their group believes it is not possible for plywood made from pine grown in Southern Brazil to meet the requirements of US DOC Product Standard 1 (PS 1).

PFS-TECO has tested and certified plywood in Brazil for over 20 years. PFS-TECO has been accredited and reaccredited by International Accreditation Services, Inc. as an inspection and testing agency and Standards Council of Canada as a certification agency. The third-party certification system for building products involves the manufacturer taking responsibility for their product while the third-party agency’s role is to be the impartial link between the manufacturer and the local building official’s review of the application of the product. The certification mark is intended to inform the building official that the manufacturer has demonstrated they have the capability to comply with the product standard and they had third-party oversight at the time the product was manufactured. The referenced product type and grade in the mark are then used during the building official’s inspection.

On May 23, 2022, PFS-TECO and the U.S. Structural Plywood Integrity Coalition agreed on the terms of a permanent injunction to settle the ongoing dispute between them. On the following day, according to the terms agreed by the parties, the Judge issued a permanent injunction under which PFS-TECO exits the certification market for PS 1 rated plywood in Southern Brazil. The case was settled before the jury trial took place and/or the Court has made any determination on the case’s merits. Therefore, the federal district court has not made any determination concerning the accuracy of the plaintiffs’ allegations concerning the “strength” of the Brazilian plywood bearing the PFS-TECO stamps and what “wholesalers and retailers” must or should do regarding existing stocks of the labeled product.

Indeed, the injunction does not prohibit, limit, or restrain the sale and/or use of the products labeled with PFS-TECO mark on or before May 31, 2022. The injunction entered by the Court addresses only the future actions of PFS-TECO. The injunction was made without any findings of fact about the products that have been labeled. The injunction specifically does not order the removal or obliteration of any label applied to the product on or before May 31, 2022. The relevant injunction language states:

“IT IS ORDERED AND ADJUDGED that, within seven (7) days of the entry of this Judgment, PFS-TECO is ordered to revoke all of the PS 1 certificates and grade stamps that PFS-TECO has issued to plywood mills located in southern Brazil by emailing a notice of PS 1 certificate revocation to each Brazilian licensee and to remove all revoked PS 1 certificates from the PFS-TECO website.”

608.830.1013 • 1507 Matt Pass • Cottage Grove, WI 53027

WWW.PFS-TECO.COM

MAKES YOU GO GREEN

PFS-TECO New Release

May 31, 2022

[Link](#)

14

Conclusions and recommendations


Concerns with imported lumber and plywood and OSB sheathing

- Be cautious of newly-installed lumber and plywood and OSB
- You may want to check grade stamps
- Roof deck acceptance should be limited
- Prepare yourself for more roof deck replacement

15

Synthetic underlayment

16





Understanding underlayments
Some roofing underlayment products may not be code-compliant

Professional Roofing
December 2016

If use of a nonasphaltic or synthetic underlayment product is being considered for a specific project, code acceptance can be sought by making a specific request to the authority having jurisdiction (AHJ). AHJs typically will request an evaluation report, such as those provided by ICC Evaluation Service or Underwriters Laboratories Inc. AHJs may grant code acceptance for alternative underlayment products on a project-by-project basis and typically not a blanket acceptance applying to all future projects in a specific jurisdiction.

[Link](#)

17

A new standard
Guidelines for synthetic underlayments
by Mark S. Graham

Professional Roofing
July/August 2021

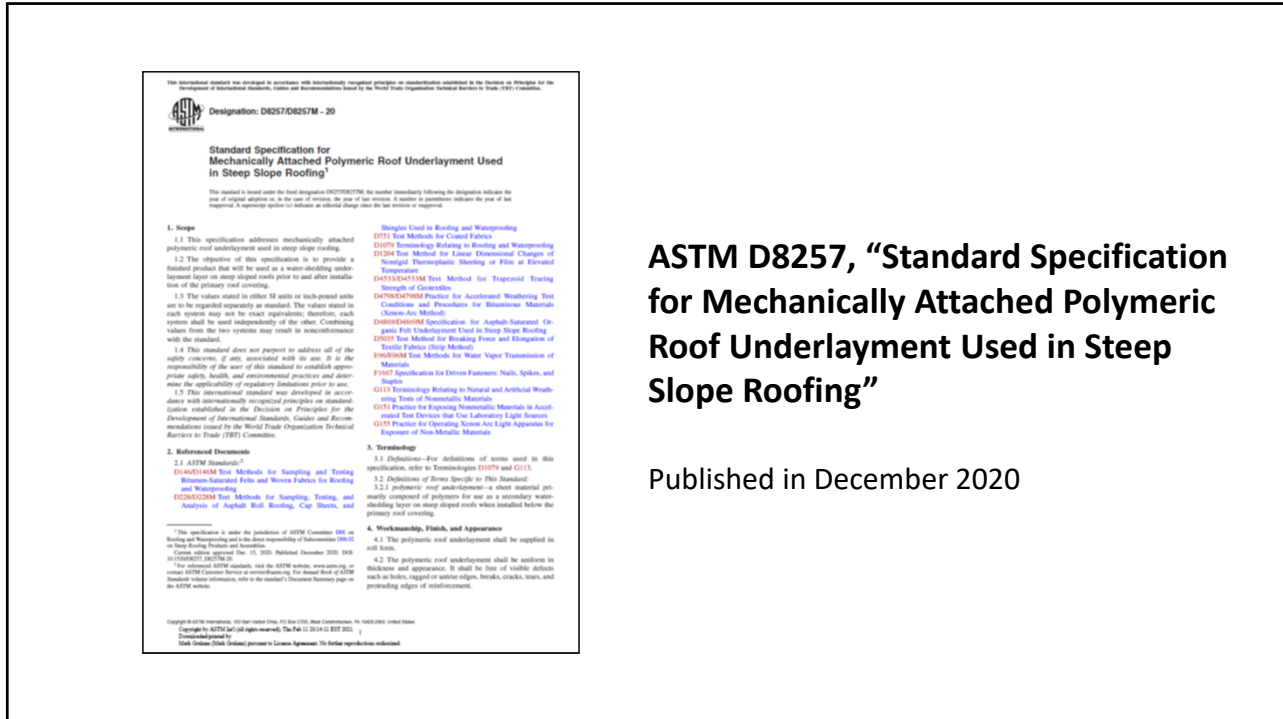
After more than eight years in development, in December 2020 ASTM International published the first U.S. product standard applicable to synthetic, steep-slope underlayment products. If you are involved with the design or installation of steep-slope roof systems, I encourage you to become familiar with this standard and begin to use it when specifying and procuring steep-slope underlayment products.

ASTM D8257
ASTM D8257, "Standard Specification for Mechanically Attached Polymeric Roof Underlayment Used in Steep-Slope Roofing," addresses mechanically attached synthetic underlayment used in steep-slope roofing.

The standard defines polymeric underlayment as a sheet material primarily composed of polymers for use as a secondary water-shedding layer on steep-slope roofs when installed below a primary roof covering. The standard's objective is to provide a finished product that will be used as a water-shedding underlayment layer before and after the installation of a primary steep-slope roof covering.

[Link](#)

18



ASTM D8257, “Standard Specification for Mechanically Attached Polymeric Roof Underlayment Used in Steep Slope Roofing”

Published in December 2020

19



1. Scope

1.1 This specification addresses mechanically attached polymeric roof underlayment used in steep slope roofing.

1.2 The objective of this specification is to provide a finished product that will be used as a water-shedding underlayment layer on steep sloped roofs prior to and after installation of the primary roof covering.

20

D8257/D8257M - 20

4.3 The surface of the underlayment sheet shall be designed to provide traction and slip resistance to the applicator. **7. Test Methods**
7.1 Conditioning—Unless otherwise stated, all specimens to be tested shall be conditioned for a minimum period of 24 h at

TABLE 1 Requirements for Polymeric Roof Underlayments

Test Requirement	Specimen Type	Test Method	Conditions of Acceptance
Unrolling	As received	7.2	No visible cracking, tearing, or delamination of underlayment
Pliability	As received	7.3	No visible cracking or delamination of underlayment
Water Vapor Transmission	As received	7.4	Results shall be reported in Perms
Liquid Water Transmission	As received	7.5	Shall meet the "PASS" requirements of ASTM D4869/D4869M
Linear Dimensional Change	As received	7.6	Max. linear change of -2.5 to +1 %
Tensile Strength (machine and cross-machine direction)	As received After Thermal Cycling After Laboratory Accelerated Weathering	7.7 7.7 and 7.11 7.7 and 7.12	Min. 3.5 kN/m [20 lb/in.]
Tearing Strength (machine and cross-machine direction)	As received After Thermal Cycling After Laboratory Accelerated Weathering	7.8 7.8 and 7.11 7.8 and 7.12	Min. 67 N [15 lbf]
Fastener Pull-Through Resistance	As received After Thermal Cycling After Laboratory Accelerated Weathering	7.9 7.9 and 7.11 7.9 and 7.12	Min. 111 N [25 lbf]
Hydrostatic Resistance	As received After Thermal Cycling After Laboratory Accelerated Weathering	7.10 7.10 and 7.11 7.10 and 7.12	No water shall pass through any specimen
Thermal Cycling	As received	7.11	No visible damage such as peeling, chipping, crazing, spitting, cracking, flaking, or pitting
Laboratory Accelerated Weathering ^a	As received	7.12	No visible damage such as peeling, chipping, crazing, spitting, cracking, flaking, or pitting

^a The effect of laboratory accelerated weathering on the tensile strength, tearing strength, fastener pull-through resistance, and hydrostatic resistance of the roof underlayment is for the purpose of simulating the effect of solar radiation, heat, and moisture on the roof underlayment during the period in which it is exposed to the environment before the roof covering is installed.

Copyright by ASTM Int'l (all rights reserved); This File 11 2014-11 EST 2021
Downloaded from by:
Mark Graham (Mark.Graham) pursuant to License Agreement. No further reproduction authorized.

21

D8257/D8257M - 20

4.3 The surface of the underlayment sheet shall be designed to provide traction and slip resistance to the applicator. **7. Test Methods**
7.1 Conditioning—Unless otherwise stated, all specimens to be tested shall be conditioned for a minimum period of 24 h at

TABLE 1 Requirements for Polymeric Roof Underlayments

Test Requirement	Specimen Type	Test Method	Conditions of Acceptance
Unrolling	As received	7.2	No visible cracking, tearing, or delamination of underlayment
Pliability	As received	7.3	No visible cracking or delamination of underlayment
Water Vapor Transmission	As received	7.4	Results shall be reported in Perms
Liquid Water Transmission	As received	7.5	Shall meet the "PASS" requirements of ASTM D4869/D4869M
Linear Dimensional Change	As received	7.6	Max. linear change of -2.5 to +1 %
Tensile Strength (machine and cross-machine direction)	As received After Thermal Cycling After Laboratory Accelerated Weathering	7.7 7.7 and 7.11 7.7 and 7.12	Min. 3.5 kN/m [20 lb/in.]
Tearing Strength (machine and cross-machine direction)	As received After Thermal Cycling After Laboratory Accelerated Weathering	7.8 7.8 and 7.11 7.8 and 7.12	Min. 67 N [15 lbf]
Fastener Pull-Through Resistance	As received After Thermal Cycling After Laboratory Accelerated Weathering	7.9 7.9 and 7.11 7.9 and 7.12	Min. 111 N [25 lbf]
Hydrostatic Resistance	As received After Thermal Cycling After Laboratory Accelerated Weathering	7.10 7.10 and 7.11 7.10 and 7.12	No water shall pass through any specimen
Thermal Cycling	As received	7.11	No visible damage such as peeling, chipping, crazing, spitting, cracking, flaking, or pitting
Laboratory Accelerated Weathering ^a	As received	7.12	No visible damage such as peeling, chipping, crazing, spitting, cracking, flaking, or pitting

^a The effect of laboratory accelerated weathering on the tensile strength, tearing strength, fastener pull-through resistance, and hydrostatic resistance of the roof underlayment is for the purpose of simulating the effect of solar radiation, heat, and moisture on the roof underlayment during the period in which it is exposed to the environment before the roof covering is installed.

Copyright by ASTM Int'l (all rights reserved); This File 11 2014-11 EST 2021
Downloaded from by:
Mark Graham (Mark.Graham) pursuant to License Agreement. No further reproduction authorized.

Some synthetic underlayments are vapor retarders, while others are vapor "open"

22

NRCA permeance testing of asphalt shingle roof assemblies

23


Measurement of a vapor retarder's effectiveness

Classification	Permeance¹
Class I vapor retarder	0.1 perm or less
Class II vapor retarder	1.0 perm or less and greater than 0.1 perm
Class III vapor retarder	10 perm or less and greater than 1.0 perm
¹ Permeance determined according to ASTM E-96 Test Method A (the desiccant method or dry cup method)	


24

VAPOR PERMEABILITY PROVIDES

TEST MATERIAL	PERMEANCE RATING
Asphalt shingles – individual	0.9
#15 felt	7.0
Breathable synthetic	9.5
Nonbreathable synthetic	0.1
7/16-in. OSB decking	1.0




TEST MATERIAL	PERMEANCE RATING
OSB, #15 felt, Classic® shingles	0.31
OSB, Fiberglas™-reinforced felt, Classic® shingles	0.32
OSB, nonbreathable, Classic® shingles	0.27



IIBEC (formerly RCI) Interface
December 2011

[Link](#)

25



Designation: E96/E96M - 22

Standard Test Methods for Gravimetric Determination of Water Vapor Transmission Rate of Materials¹

This standard is issued under the fixed designation E96/E96M; the number immediately following the designation indicates the year of original adoption or, in the case of revision, the year of last revision. A number in parentheses indicates the year of last reapproval. A superscript (e) indicates an editorial change since the last revision or reapproval.

This standard has been approved for use by agencies of the U.S. Department of Defense.

1. Scope

1.1 These test methods cover the determination of water vapor transmission rate (WVTR) of materials, such as, but not limited to, paper, plastic films, other sheet materials, coatings, foams, fiberboards, gypsum and plaster products, wood products, and plastics. Two basic methods, the Desiccant Method and the Water Method, are provided for the measurement of WVTR. In these tests, the desired temperature and relative humidity conditions, with resultant vapor drive through the specimen, are used. Agreement is not to be expected between results obtained by different methods. The test conditions employed are at the discretion of the user, but in all cases, are reported with the results.

1.2 The values stated in either Inch-Pound or SI units are to be regarded separately as standard. The values stated in each system are not necessarily exact equivalents; therefore, each system shall be used independently of the other. Derived results are converted from one system to the other using appropriate conversion factors (see Table 1).


1.3 This standard does not purport to address all of the safety concerns, if any, associated with its use. It is the responsibility of the user of this standard to establish appropriate safety, health, and environmental practices and determine the applicability of regulatory limitations prior to use.

1.4 This international standard was developed in accordance with internationally recognized principles on standardization established in the Decision on Principles for the Development of International Standards, Guides and Recommendations issued by the World Trade Organization Technical Barriers to Trade (TBT) Committee.

¹ These test methods are under the jurisdiction of ASTM Committee C16 on Thermal Insulation and are the direct responsibility of Subcommittee C16.22 on Insulation, Foilboard, and Mastics.

Current edition approved March 1, 2022. Published April 2022. Originally approved in 1975. Last previous edition approved in 2021 as E96/E96M - 21. DOI: 10.1520/E096-22.

ASTM E96, “Standard Test Methods for Gravimetric Determination of Water Vapor Transmission Rate of Materials”



² For referenced ASTM standards, visit the ASTM website, www.astm.org, or contact ASTM Customer Service at service@astm.org. For Annual Book of ASTM Standards volume information, refer to the standard's Document Summary page on the ASTM website.

Copyright © ASTM International, 100 Barr Harbor Drive, PO Box C700, West Conshohocken, PA 19380-2959, United States

1

Downloaded from www.astm.org by user Mark, Chicago, IL on Nov 20, 2018 04:20:22

26

ASTM E96 Procedure A results

NRCA permeance testing of asphalt shingle roof assemblies

Sample	Water vapor permeance (Perms)
7/16" OSB sheathing	1.4
15/32" CDX plywood sheathing	0.9

27

ASTM E96 Procedure A results -- continued

NRCA permeance testing of asphalt shingle roof assemblies

Sample	Water vapor permeance (Perms)
Non-breathable synthetic underlayment	0.02
Breathable synthetic underlayment	0.5

28

ASTM E96 Procedure A results -- continued

NRCA permeance testing of asphalt shingle roof assemblies

Sample	Water vapor permeance (Perms)
Non-breathable synthetic underlayment over 7/16" OSB sheathing	0.03
Non-breathable synthetic underlayment over 15/32" CDX plywood sheathing	0.05
Breathable synthetic underlayment over 7/16" OSB sheathing	0.50
Breathable synthetic underlayment over 15/32" CDX plywood sheathing	0.22

29

ASTM E96 Procedure A results -- continued

NRCA permeance testing of asphalt shingle roof assemblies

Sample	Water vapor permeance (Perms)
Laminated asphalt shingle over non-breathable synthetic underlayment over 7/16" OSB sheathing	0.05
Laminated asphalt shingle over non-breathable synthetic underlayment over 15/32" CDX plywood sheathing	0.04
Laminated asphalt shingle over breathable synthetic underlayment over 7/16" OSB sheathing	0.40
Laminated asphalt shingle over breathable synthetic underlayment over 15/32" CDX plywood sheathing	0.09

30

ASTM E96 Procedure A results -- continued

NRCA permeance testing of asphalt shingle roof assemblies

Sample	Water vapor permeance (Perms)
Laminated asphalt shingle over non-breathable synthetic underlayment over 7/16" OSB sheathing	0.05 0.10 with nail
Laminated asphalt shingle over non-breathable synthetic underlayment over 15/32" CDX plywood sheathing	0.04 0.10 with nail
Laminated asphalt shingle over breathable synthetic underlayment over 7/16" OSB sheathing	0.40 0.50 with nail
Laminated asphalt shingle over breathable synthetic underlayment over 15/32" CDX plywood sheathing	0.09 0.18 with nail

31

"Preliminary" conclusions



NRCA permeance testing of asphalt shingle roof assemblies

- There is a potential for condensation development at the roof deck level when using synthetic underlayment
- Functional below-deck ventilation is (even more) important for mitigating condensation development at the roof deck level when using synthetic underlayment

32

MRCA/NRCA ignition temperature research

33



34

Some known roof application temperatures

Mopping bitumen:

- EVT: 375 F to 455 F (typ.)
- Flash point: 525 F (min.)

Hot-air welding:

- Equipment settings up to 600 C (1,112 F)

Torch application:

- Blue flame: 3,596 F
- Yellow/orange flame: 1,800 F

35

The international standard was developed in accordance with internationally recognized principles of standardization established in the Decision on Principles for the Development of International Standards, Guides and Recommendations issued by the World Trade Organization Technical Barriers to Trade (TBT) Committee.

Designation: D1929 - 20

Standard Test Method for Determining Ignition Temperature of Plastics¹

This standard is meant under the final designation D1929; the number immediately following the designation indicates the year of original adoption or, in the case of revision, the year of last revision. A number in parentheses indicates the year of last revision. A superscript letter (a) indicates an editorial change since the last revision or approval.

4. Significance and Use

4.1 Tests made under conditions herein prescribed can be of considerable value in comparing the relative ignition characteristics of different materials. Values obtained represent the lowest ambient air temperature that will cause ignition of the material under the conditions of this test. Test values are expected to rank materials according to ignition susceptibility under actual use conditions.

4.2 This test is not intended to be the sole criterion for fire hazard. In addition to ignition temperatures, fire hazards include other factors such as burning rate or flame spread, intensity of burning, fuel contribution, products of combustion, and others.

1. For referenced ASTM standards, visit the ASTM website, www.astm.org, or contact ASTM Customer Service at service@astm.org. For Annual Book of ASTM Standards volume information, refer to the standard's Document Summary page on www.astm.org.

2. This reference ASTM standard, with the ASTM website, www.astm.org, or contact ASTM Customer Service at service@astm.org. For Annual Book of ASTM Standards volume information, refer to the standard's Document Summary page on www.astm.org.

3. Available from American National Standards Institute (ANSI), 25 W 43rd St., 4th Fl., New York, NY 10018, http://www.ansi.org.

4. Available from International Organization for Standardization (ISO), ISO Central Secretariat, 88 Chemin de Woodland 8, CP 401, 1214 Venise, Geneva, Switzerland, http://www.iso.org.

5. Summary of Changes section appears at the end of this standard.

Copyright © ASTM International, 100 Bar Harbor Drive, PO Box C700, West Conshohocken, PA 19380-2900. United States.

Downloaded/Printed from www.astm.org on 01/18/2023

ASTM D1929, “Standard Test Method for Determining Ignition Temperature of Plastics”

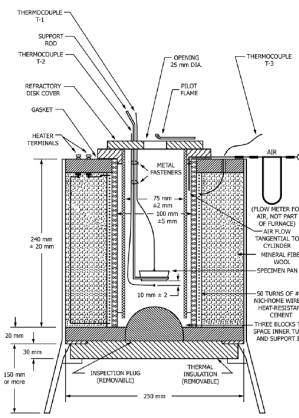


FIG. 1 Cross Section of Hot-Air Ignition Furnace

36

ASTM D1929 results

Sample	Test result
Extruded polystyrene	865 F
HD polyiso with glass facer	865 F
Wood fiberboard	875 F
Polyiso with coated glass facer	895 F
Perlite board	905 F
Expanded polystyrene	910 F
Polyiso with cellulose/glass facer	920 F
Cellular glass with facer	965 F
Mineral fiber board	1,040 F
Gypsum-fiber board	Greater than 1,740 F
Gypsum board with coated fiberglass facer	Greater than 1,740 F
Cellular glass (no facer)	Greater than 1,740 F

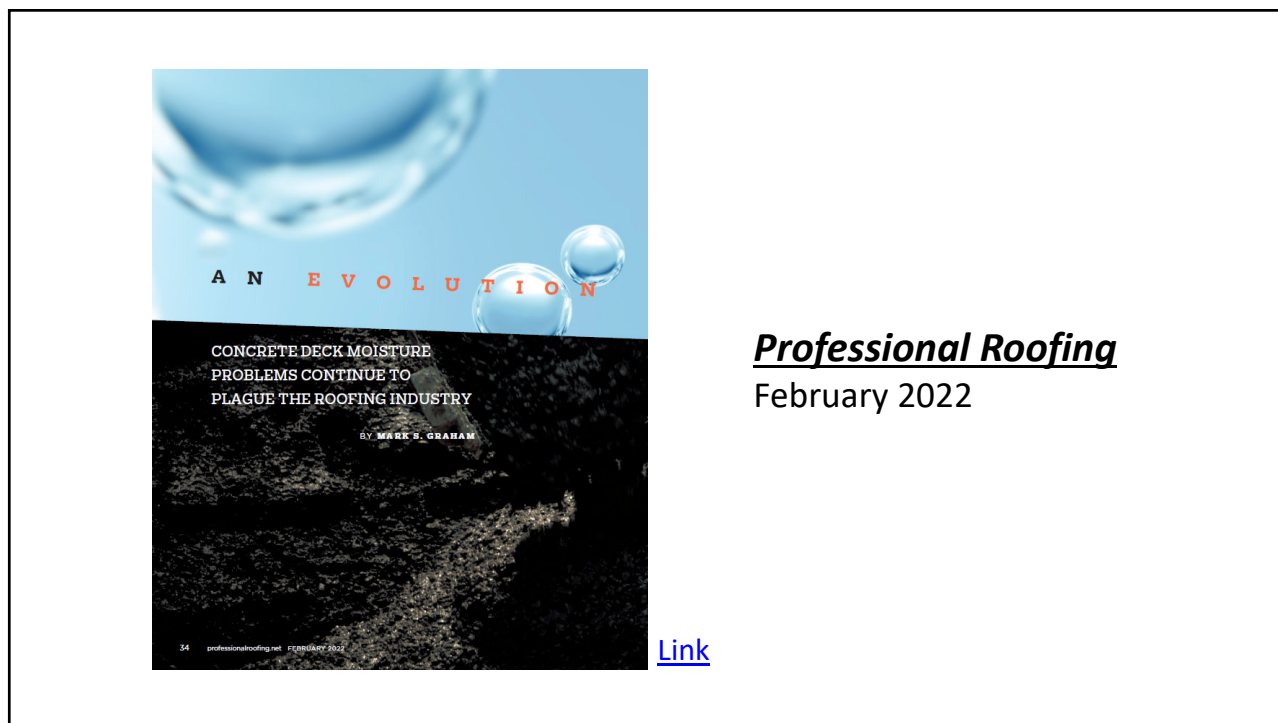
37

- Recommendations**
- When hot-air welding or torching roofing products, realize the relative differences in ignition temperatures of various insulation substrates
 - Share this information/concept with field workers

38



39



40

*NRCA recommends designers specify and adhere vapor retarder...
but isn't adhesion of the vapor retarder a concern?*


41

What we tested

Vapor retarder adhesion testing

- 2-ply asphalt BUR membrane
- Manufacturer A-SA vapor retarder
- Manufacturer B-SA vapor retarder
- Manufacturer C-SA vapor retarder
- Manufacturer D-SA vapor retarder

42



43

Sample conditioning

After vapor retarder application

- Conditioned for 60-days
- One set of each at standard laboratory conditions
- Other set of each at a 30 F temperature differential
 - The temperature differential creates an upward vapor pressure drive

44



45

Test results

Vapor retarder adhesion

Sample	Tested pull resistance		Difference	
	Lab. conditions 60-day conditioning (Average of 5 specimens)	Vapor drive 60-day conditioning (Average of 5 specimens)	Differential	Percent differential
2-ply built-up membrane	1,421 psf	833 psf	-588 psf	-41%

46

Conclusions

Vapor retarder adhesion

- Results vary
- For 4 of 5 samples, vapor drive conditioning resulted in lower values, but Manufacture 3-SA VR is higher
- All results greater than 90 psf (i.e., FM 1-90)

47

“Preliminary” recommendations

Vapor retarder adhesion

- Designers should specify vapor retarders after considering vapor retarder adhesion both at the time of application and in-service.
- Manufacturers should incorporate some form of vapor drive conditioning assessment in their product development and assessment and make that information available to specifiers.
- The vapor drive conditioning used in this testing is one possible assessment method.

48

Contractors' recently-reported problems

49

Questions... and other topics

50



Mark S. Graham

Vice President, Technical Services
National Roofing Contractors Association
10255 West Higgins Road, 600
Rosemont, Illinois 60018-5607

(847) 299-9070
mgraham@nrca.net
www.nrca.net

Twitter: @MarkGrahamNRCA
Personal website: www.MarkGrahamNRCA.com