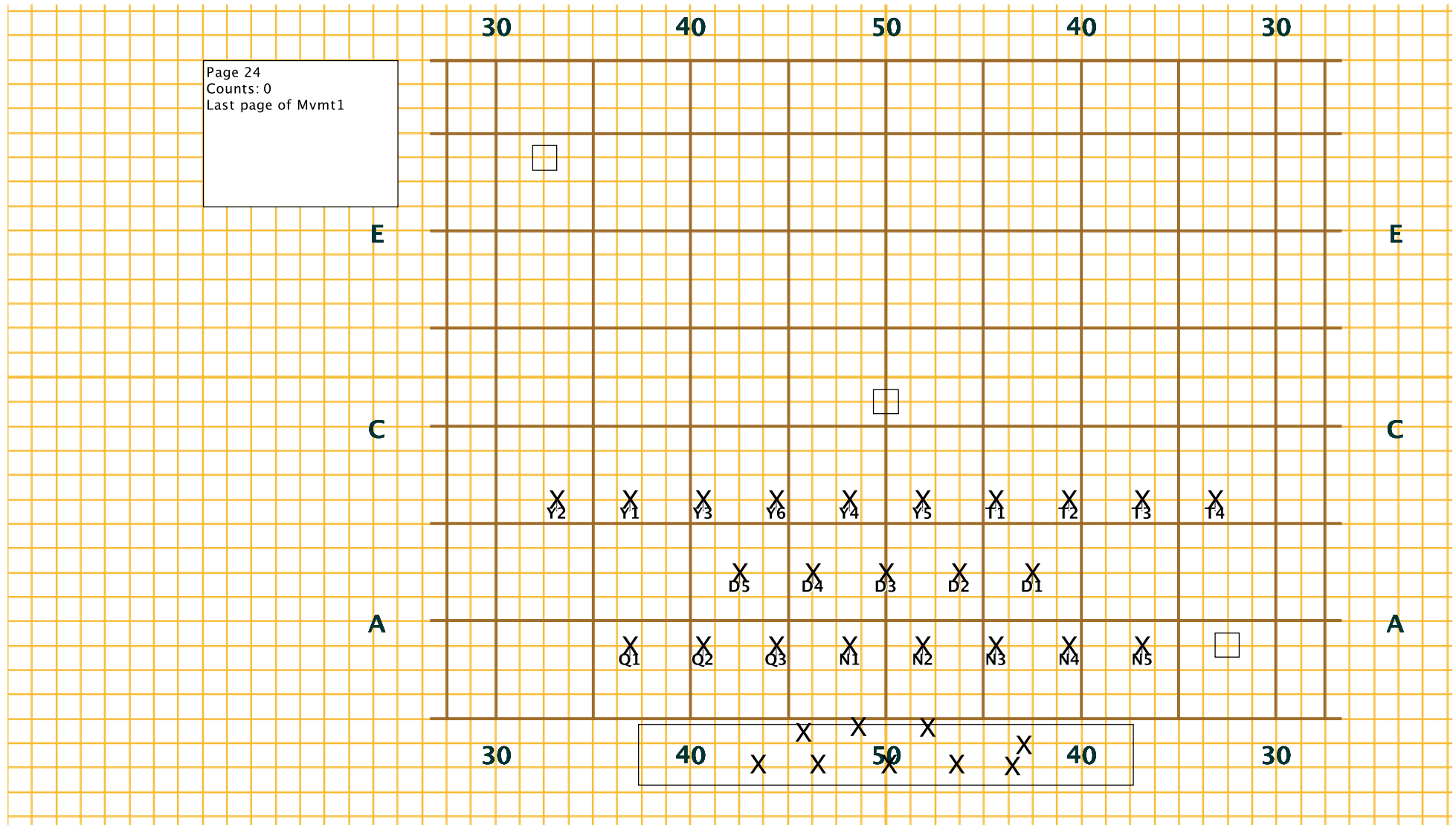


Liberty Mvmt 2

Licensed to: Full Spectrum Drill Design
Created on Pyware 3D.

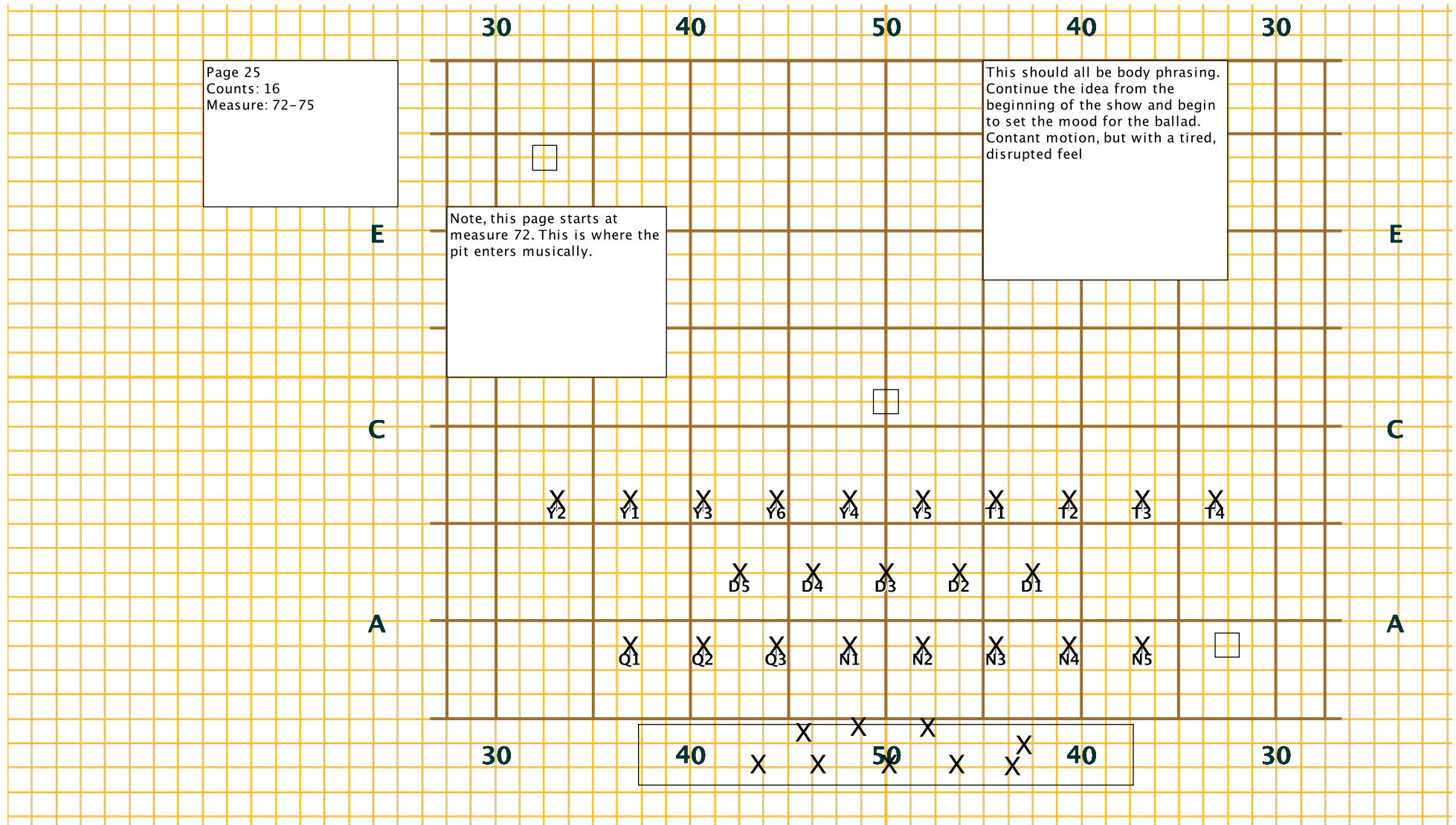


Director Viewpoint

Set #24 Counts: 0

Liberty Mvmt 2

Licensed to: Full Spectrum Drill Design
Created on Pyware 3D.



Director Viewpoint

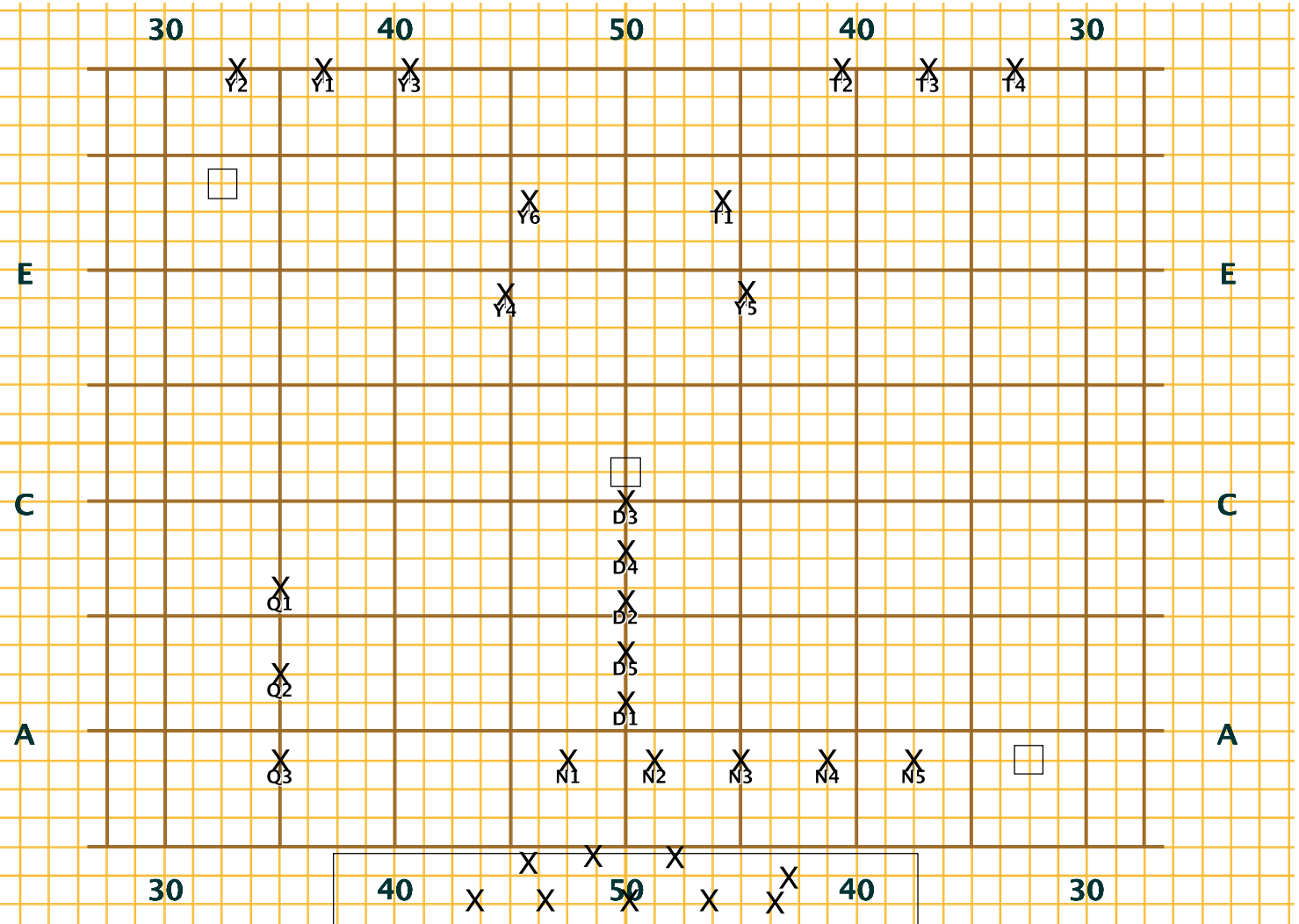
Set #25 Measures: 72-75 Counts: 16

Liberty Mvmt 2

Licensed to: Full Spectrum Drill Design
Created on Pyware 3D.

Page 25A

This is a subset for the
bass drums and tenors
only. See page 26 for info!
All other continue to page
26



Director Viewpoint

Set #25A Counts: 13

Liberty Mvmt 2

Licensed to: Full Spectrum Drill Design
Created on Pyware 3D.

Page 26
Counts: 16
Measure: 76-79

Visual Phrasing: Cymbals/Toms

Cymbals and Toms should leave here from their dots every two counts. Their first two steps will be back floor (in regular time) and then into the curved pathway (facing back floor) you see with the arrows (in double time, or flutter)

Each performer will have 8 counts (regular time) to arrive to their dot on the back of the floor.

The first people to leave should be Y2 and T5, then Y1 and T4 etc....

The last person to leave is Y5 and they will complete their visual phrase on the next set. Y5 should step off on count 1

Visual Phrasing: Bass/Tenor/Snare

Tenor and Bass drums, step off on count 1. Tenors and bass will take 6 steps (double time) to page 25A and 6 steps to this dot on page 26.

Snare step off on count 13 and FTL to here. This is not a strong dot, snare should continue to FTL to page 30.

E

C

A

C

A

Director Viewpoint

Set #26 Measures: 76-79 Counts: 3

Liberty Mvmt 2

Licensed to: Full Spectrum Drill Design
Created on Pyware 3D.

Page 27
Counts: 4
Measure: 80

Bass drums, FTL and face to here and face the direction of travel.

Y5 continue curved pathway (shown on previous set) to this dot

Snares continue FTL

E

E

C

C

A

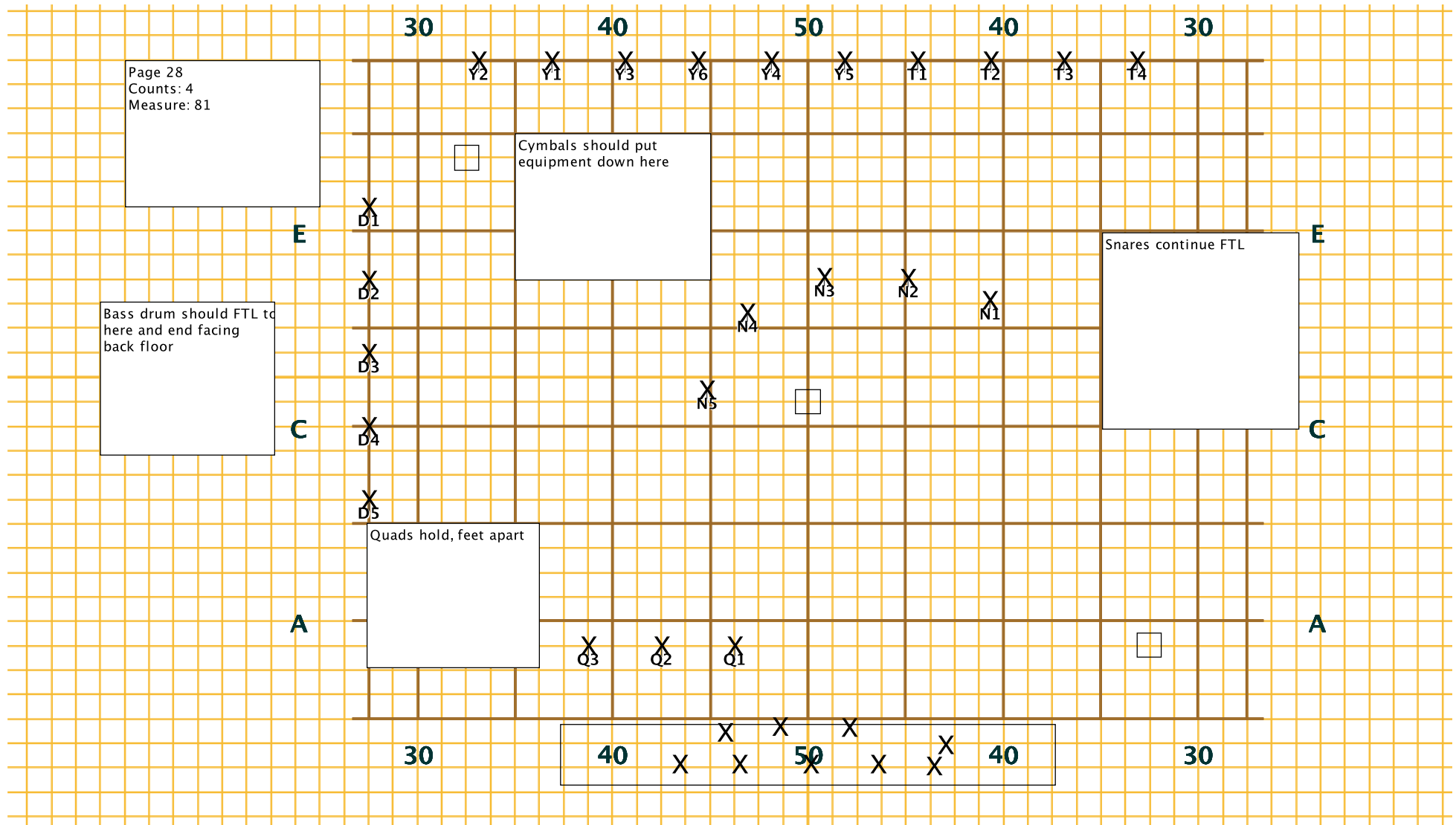
A

Director Viewpoint

Set #27 Measures: 80 Counts: 4

Liberty Mvmt 2

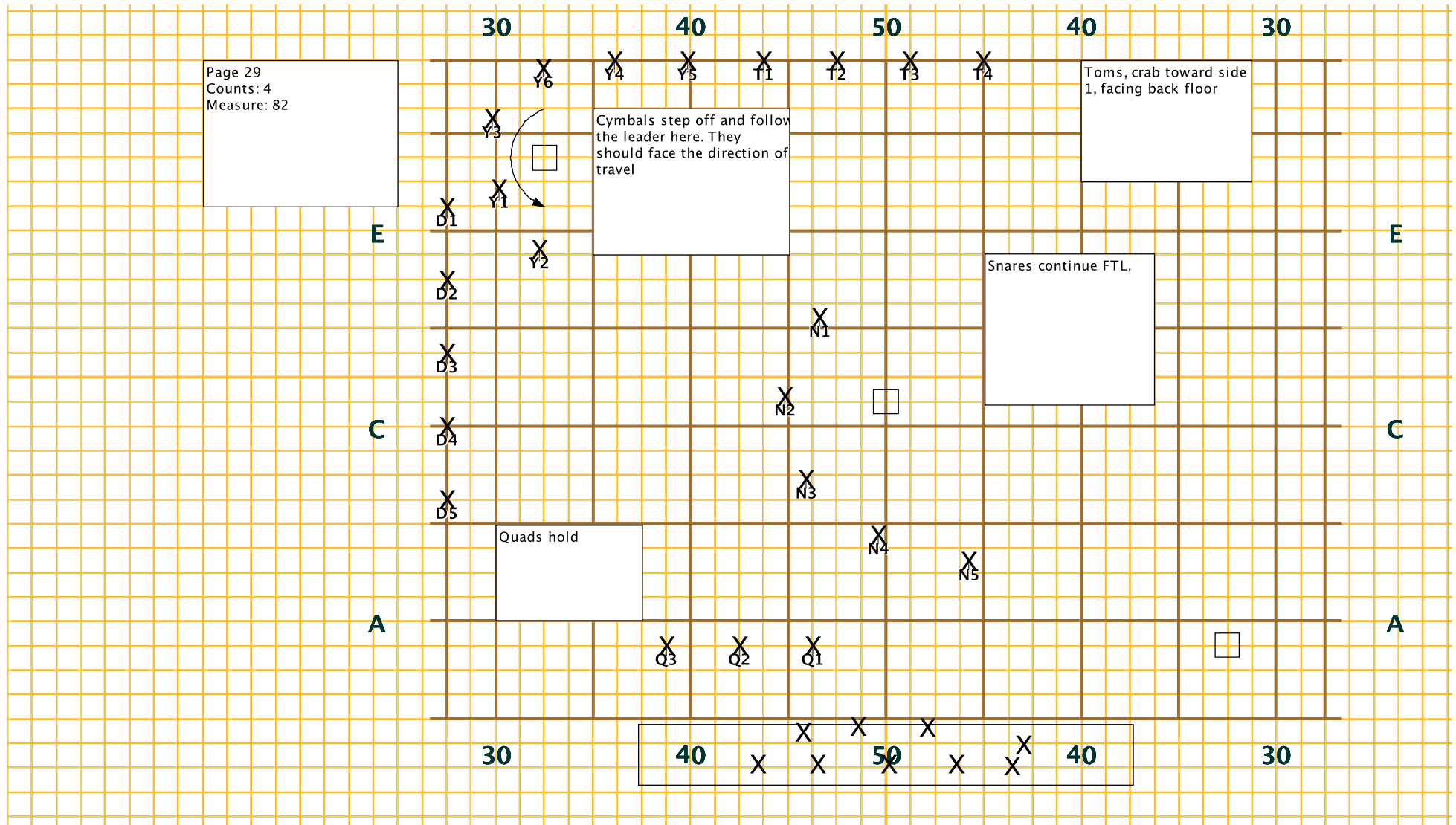
Licensed to: Full Spectrum Drill Design
Created on Pyware 3D.



Set #28 Measures: 81 Counts: 4

Liberty Mvmt 2

Licensed to: Full Spectrum Drill Design
Created on Pyware 3D.

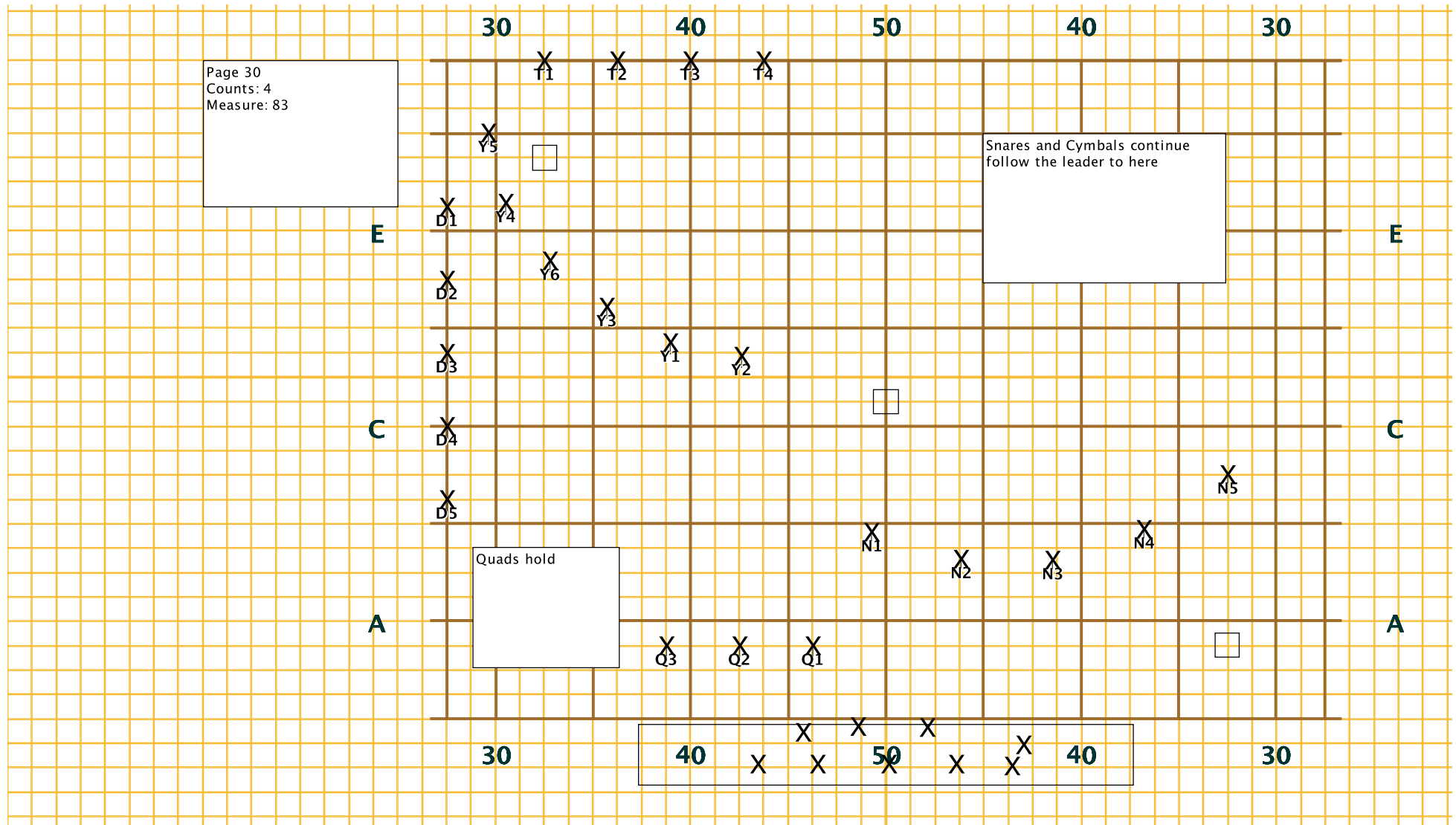


Director Viewpoint

Set #29 Measures: 82 Counts: 4

Liberty Mvmt 2

Licensed to: Full Spectrum Drill Design
Created on Pyware 3D.



Set #30 Measures: 83 Counts: 4

Licensed to: Full Spectrum Drill Design
Created on Pyware 3D.

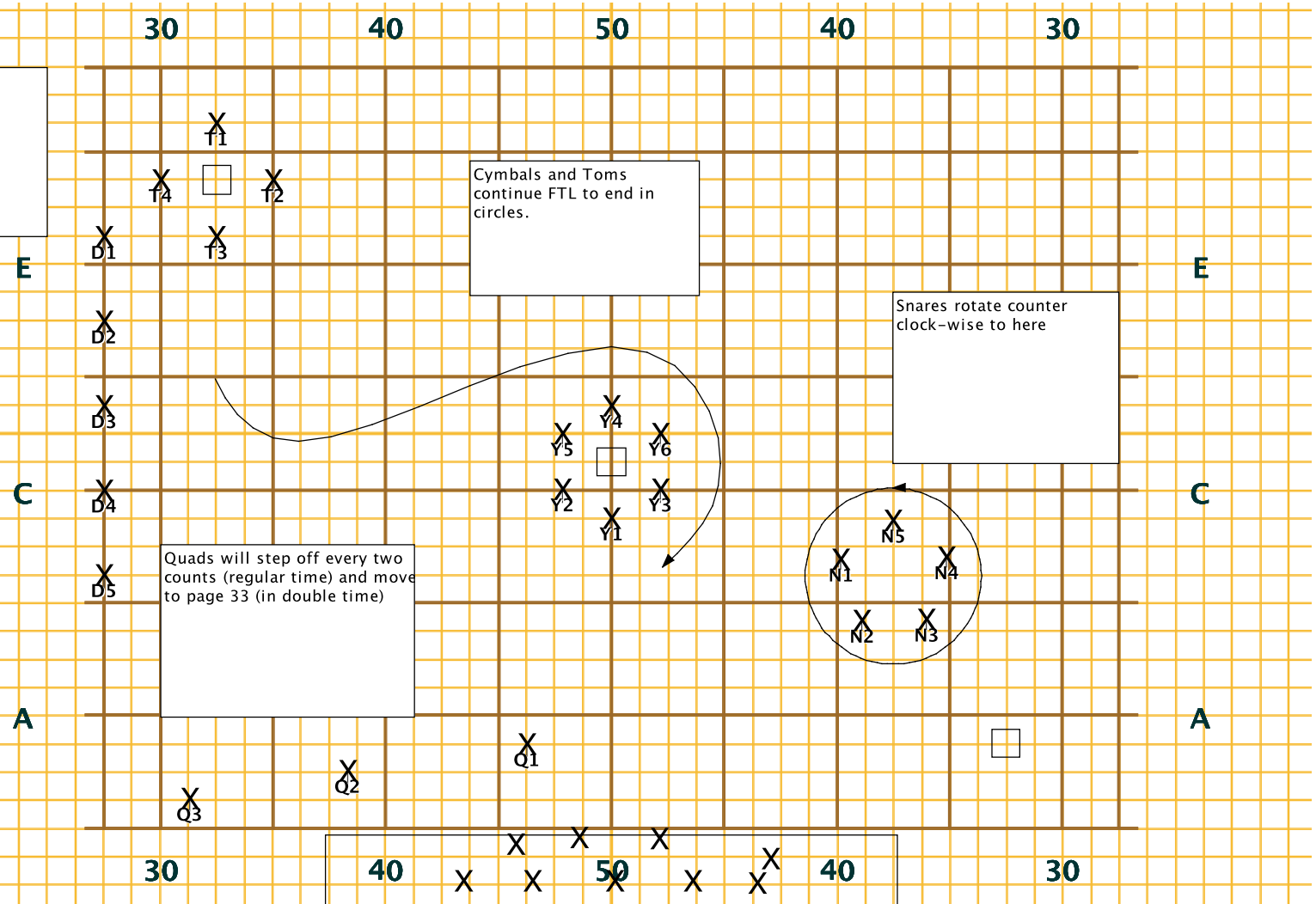


Set #31 Measures: 84 Counts: 4

Liberty Mvmt 2

Licensed to: Full Spectrum Drill Design
Created on Pyware 3D.

Page 32
Counts: 4
Measure: 85



Director Viewpoint

Set #32 Measures: 85 Counts: 4

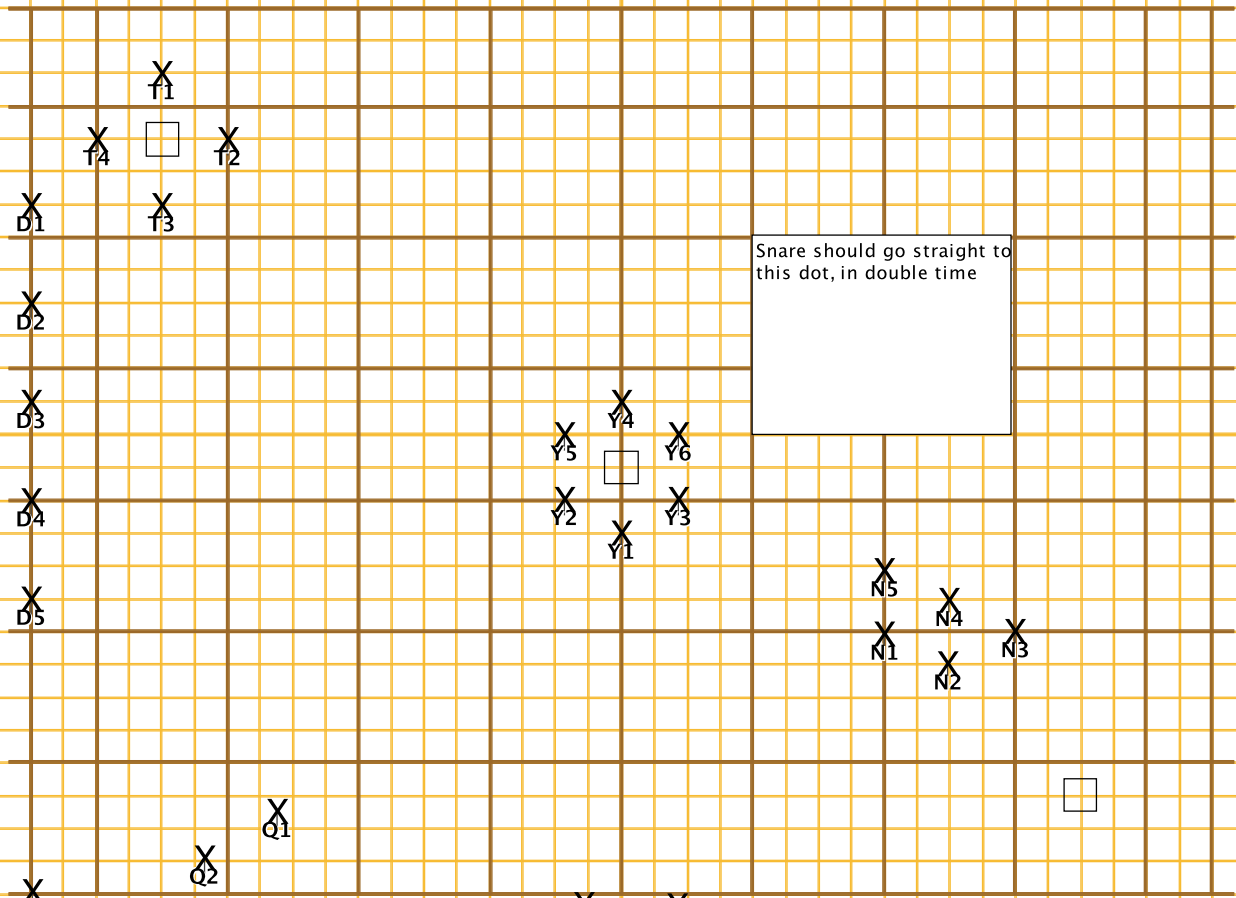
Liberty Mvmt 2

Licensed to: Full Spectrum Drill Design
Created on Pyware 3D.

Page 32A
Counts: 2
Subset for snare drums
only, all others continue to
page 33

E

30 40 50 40 30



Snare should go straight to
this dot, in double time

A

A

30 40 50 40 30

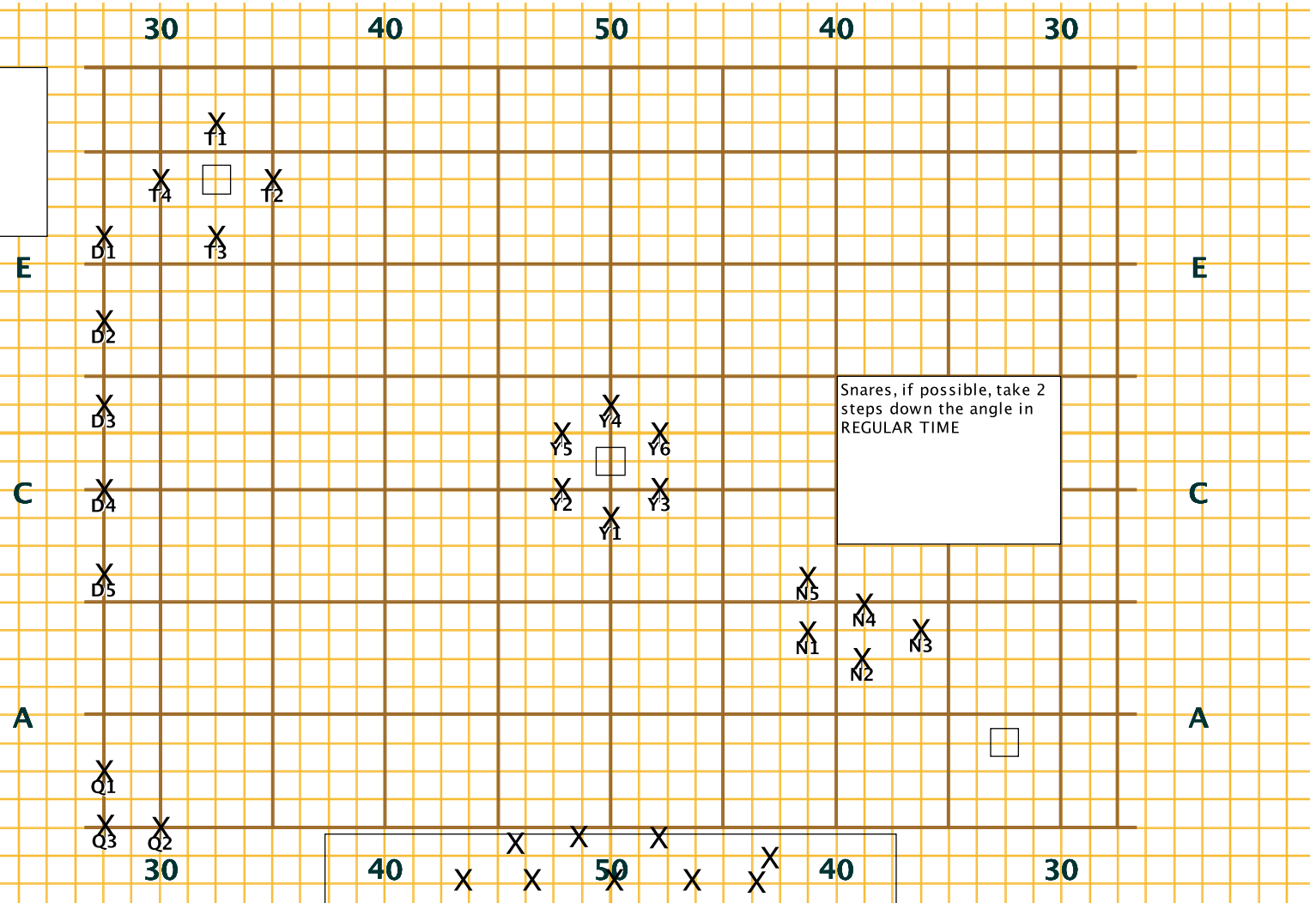
Director Viewpoint

Set #32A Counts: 2

Liberty Mvmt 2

Licensed to: Full Spectrum Drill Design
Created on Pyware 3D.

Page 33
Counts: 4
Measure: 86

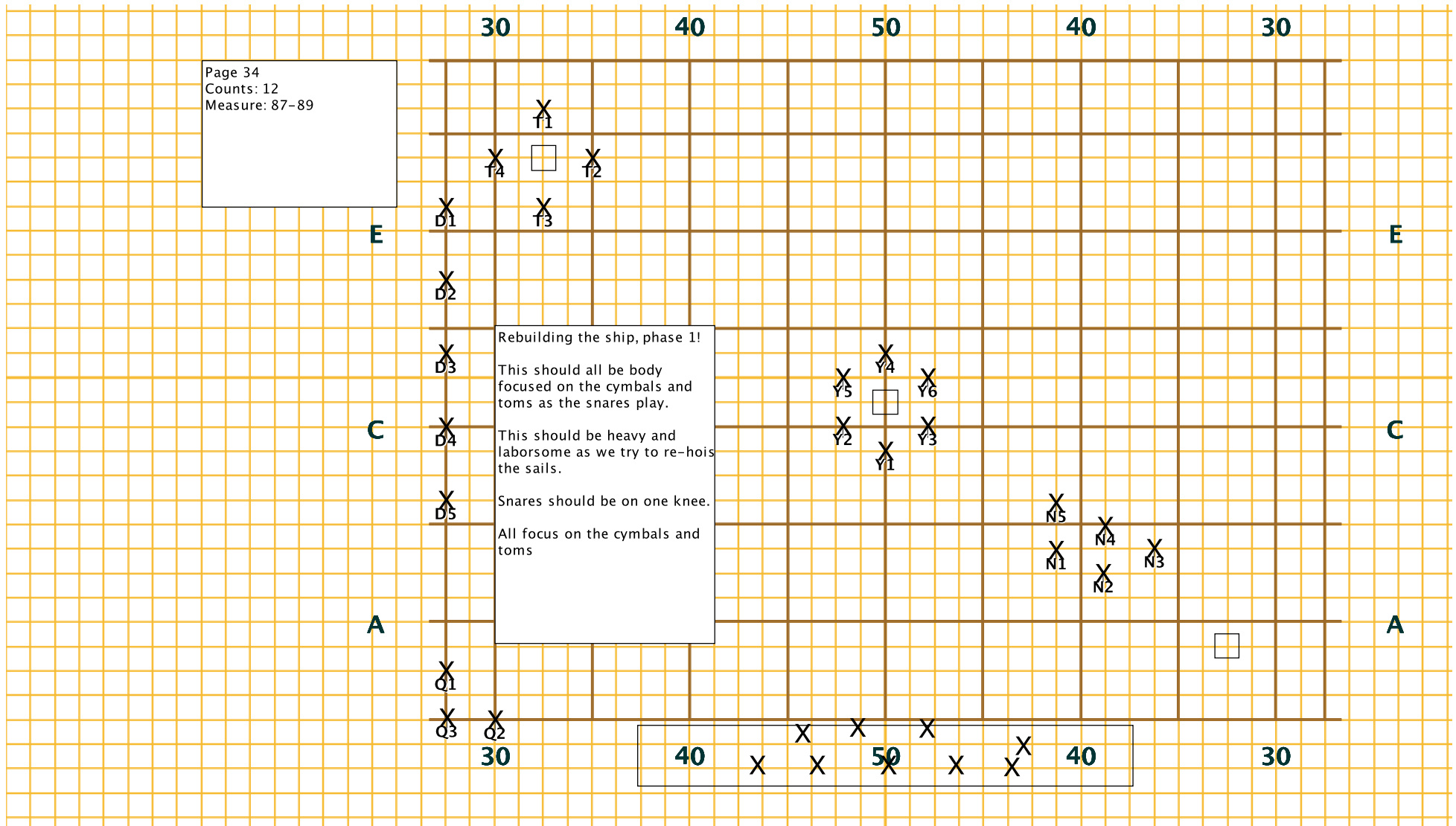


Director Viewpoint

Set #33 Measures: 86 Counts: 2

Liberty Mvmt 2

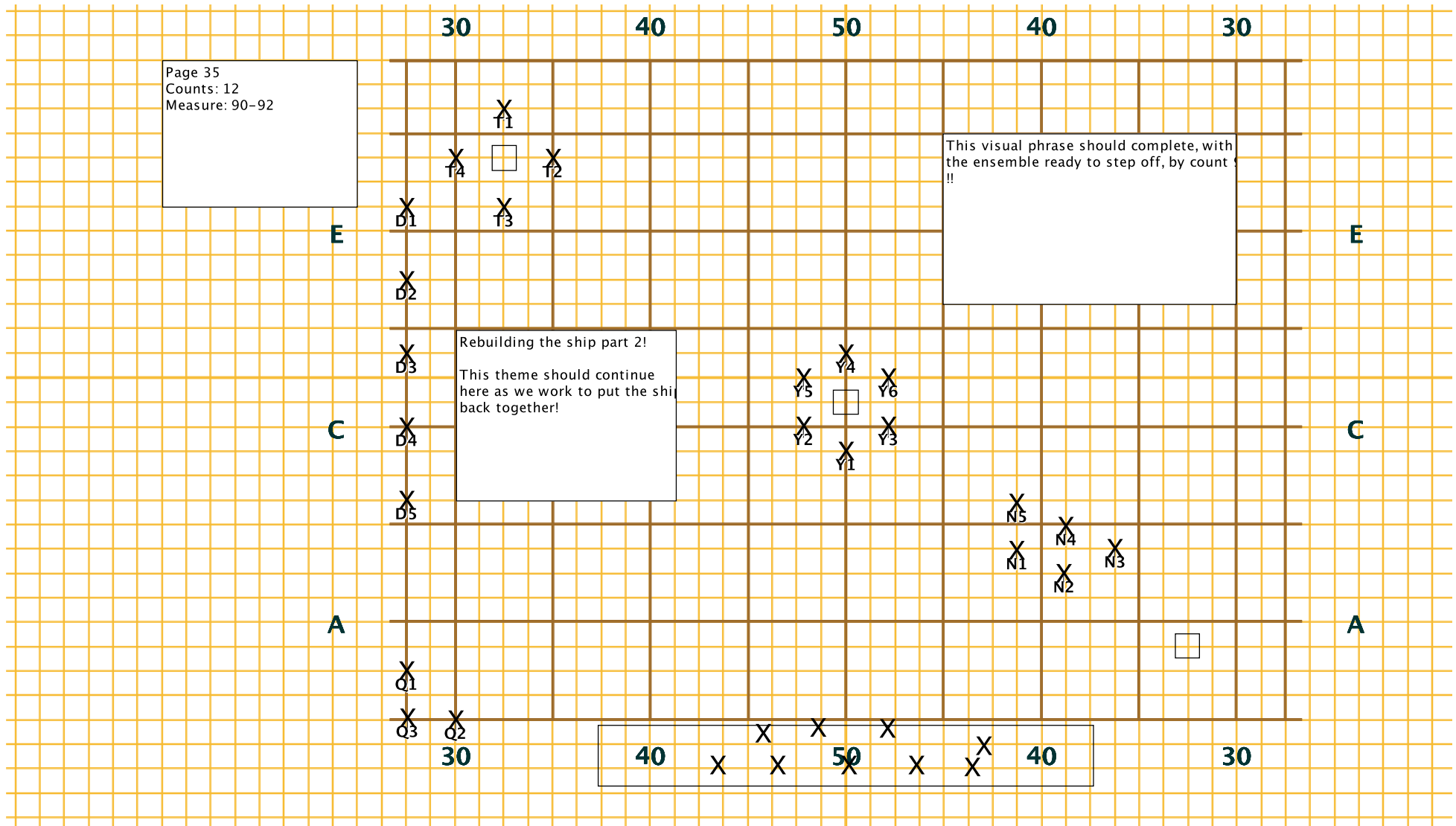
Licensed to: Full Spectrum Drill Design
Created on Pyware 3D.



Set #34 Measures: 87-89 Counts: 12

Liberty Mvmt 2

Licensed to: Full Spectrum Drill Design
Created on Pyware 3D.



Set #35 Measures: 90-92 Counts: 12

Liberty Mvmt 2

Licensed to: Full Spectrum Drill Design
Created on Pyware 3D.

Page 36
Counts: 4
Measure: 93

Full batterie, excluding the
snares, step off here.

D, Q, T should be facing back
floor.

All should be moving in double
time.

E

C

A

E

C

A

30

40

50

40

30

30

40

50

40

30

Director Viewpoint

Set #36 Measures: 93 Counts: 4

Liberty Mvmt 2

Licensed to: Full Spectrum Drill Design
Created on Pyware 3D.

Page 36A
Counts: 2
Subset for snares only! All
others continue to page 37

E

C

A

E

C

A

30

40

50

40

30

30

40

50

40

30

X
T1

X
T4

X
T3

□

X
T2

X
D1

X
D2

X
D3

X
D4

X
D5

X
Q1

X
Q2

X
Q3

X
Y3

X
Y2

X
Y4

□

X
Y6

X
Y3

X
Y1

X
N5

X
N4

X
N1

X
N2

X
N3

□

X

X

X

X

X

X

X

Director Viewpoint

Set #36A Counts: 2

Licensed to: Full Spectrum Drill Design
Created on Pyware 3D.



Liberty Mvmt 2

Licensed to: Full Spectrum Drill Design
Created on Pyware 3D.

Page 38
Counts: 8
Measure: 95-96

All hold!

This is where we raise the sails
back up on the center of the
floor!

E

E

C

C

A

A

30

40

50

40

30

30

40

50

40

30

Director Viewpoint

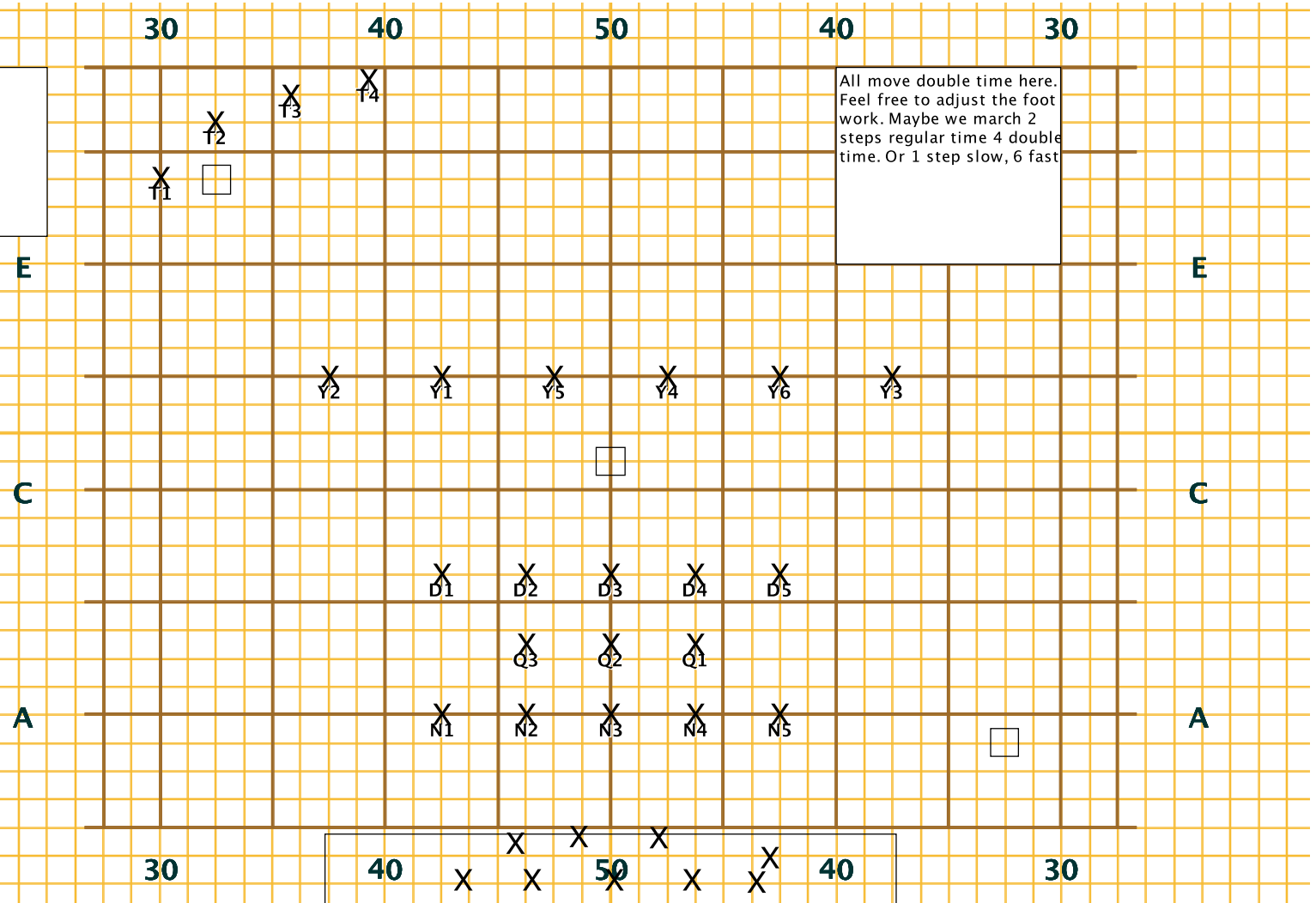
Set #38 Measures: 95-96 Counts: 8

Liberty Mvmt 2

Licensed to: Full Spectrum Drill Design
Created on Pyware 3D.

Page 39
Counts: 4
Measure: 97

All move double time here.
Feel free to adjust the foot
work. Maybe we march 2
steps regular time 4 double
time. Or 1 step slow, 6 fast

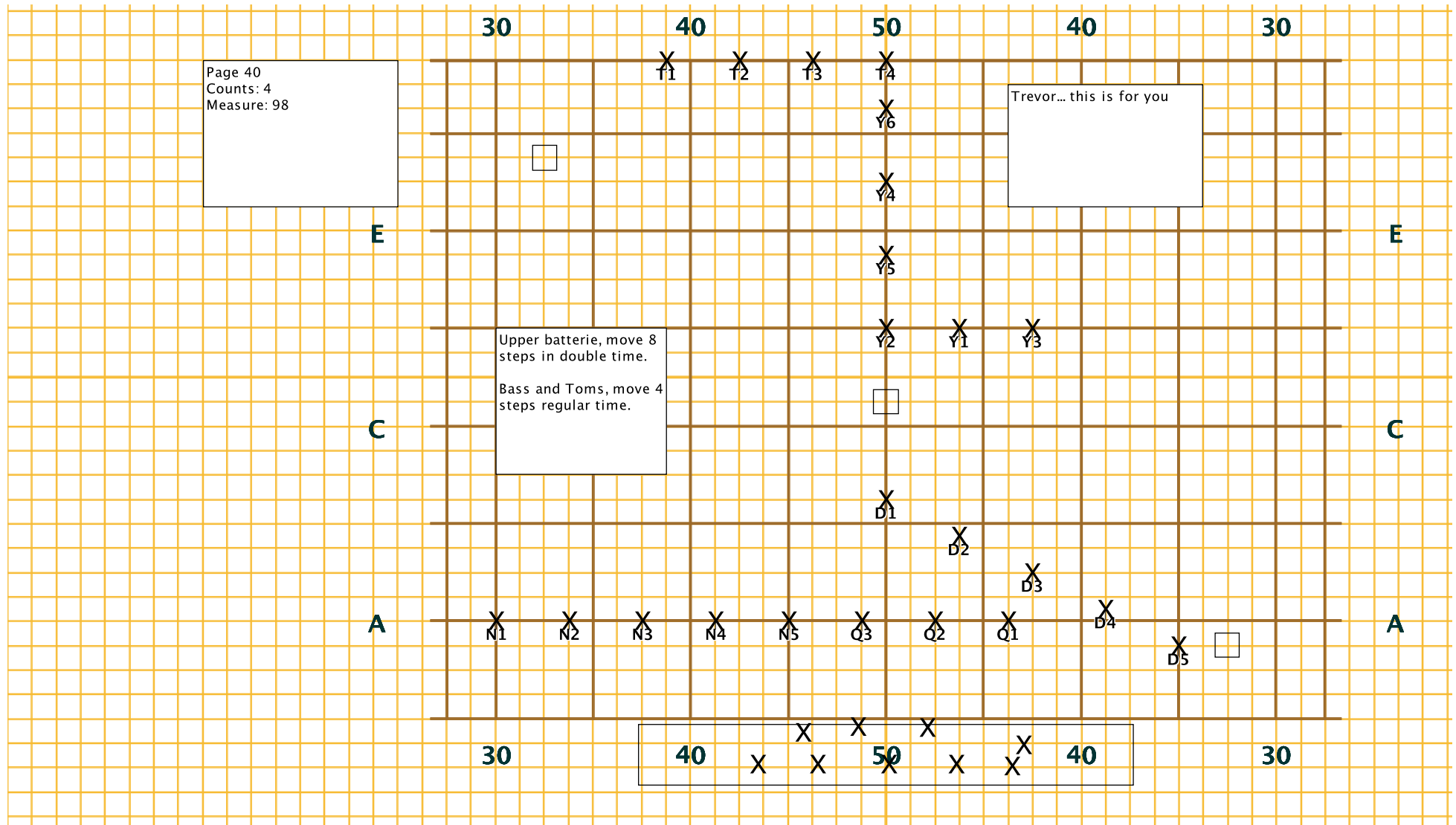


Director Viewpoint

Set #39 Measures: 97 Counts: 4

Liberty Mvmt 2

Licensed to: Full Spectrum Drill Design
Created on Pyware 3D.



Director Viewpoint

Set #40 Measures: 98 Counts: 4

Liberty Mvmt 2

Licensed to: Full Spectrum Drill Design
Created on Pyware 3D.

Page 40A
Counts: 2
Subset for Cymbals only

E

C

A

30

40

50

40

30

T1

T2

T3

T4

Y4

Y6

Y5

Y2

Y1

Y3

Subset for Cymbals
only

E

C

A

N1

N3

N5

D1

D2

D3

N2

N4

Q3

Q2

Q1

D4

D5

30

40

50

40

30

X

X

X

X

X

X

X

X

X

X

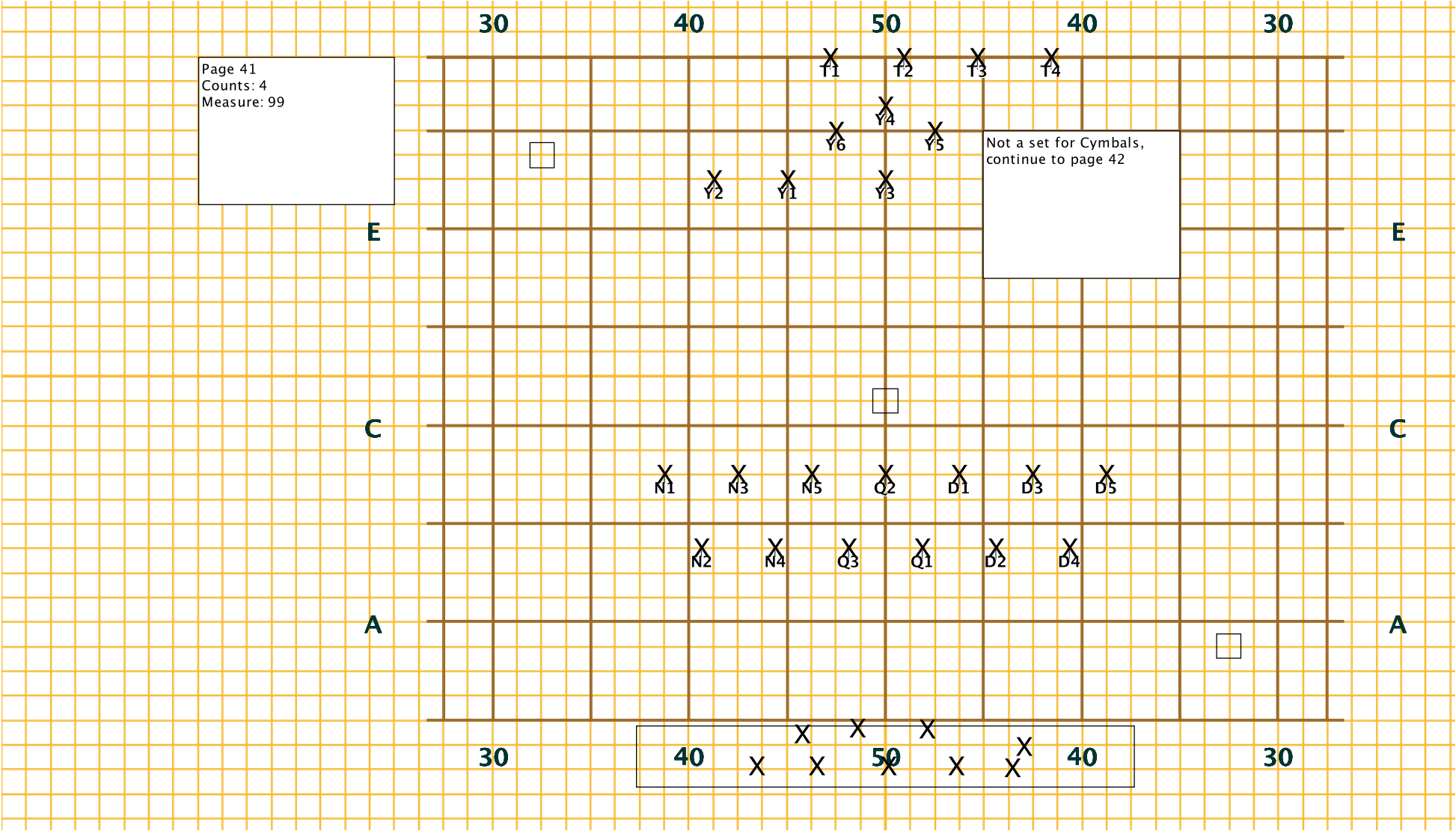
X

Director Viewpoint

Set #40A Counts: 2

Liberty Mvmt 2

Licensed to: Full Spectrum Drill Design
Created on Pyware 3D.



Set #41 Measures: 99 Counts: 2

Liberty Mvmt 2

Licensed to: Full Spectrum Drill Design
Created on Pyware 3D.

Page 42
Counts: 4
Measure: 100

E

Cymbals and Toms move double
time 8 steps,
Snare, Bass, and Quads move
regular time 4 steps

E

C

C

A

A

30

40

50

40

30

X_{Y2}

X_{Y1}

X_{Y3}

X_{Y6}

X_{Y4}

X_{Y5}

X_{T1}

X_{T2}

X_{T3}

X_{T4}



X_{N1}

X_{N3}

X_{N5}

X_{O2}

X_{D1}

X_{D3}

X_{D5}

X_{N2}

X_{N4}

X_{O3}

X_{O1}

X_{D2}

X_{D4}



30

40

50

40

30

X

X

X

X

X

Director Viewpoint

Set #42 Measures: 100 Counts: 4

Liberty Mvmt 2

Licensed to: Full Spectrum Drill Design
Created on Pyware 3D.

Page 43
Counts: 4
Measure: 101

E

C

A

E

C

A

30

40

50

40

30

X_{Y2}

X_{Y1}

X_{Y3}

X_{Y6}

X_{Y4}

X_{Y5}

X_{T1}

X_{T2}

X_{T3}

X_{T4}



All hold with body



X_{N1}

X_{N3}

X_{N5}

X_{O2}

X_{D1}

X_{D3}

X_{D5}

X_{N2}

X_{N4}

X_{O3}

X_{O1}

X_{D2}

X_{D4}



30

40

50

40

30

X

X

X

X

X

X

X

Director Viewpoint

Set #43 Measures: 101 Counts: 4

Liberty Mvmt 2

Licensed to: Full Spectrum Drill Design
Created on Pyware 3D.

Page 44
Counts: 2
Measure: 102

E

C

A

E

C

A

30

40

50

40

30

X_{Y2}

X_{Y1}

X_{Y3}

X_{Y6}

X_{Y4}

X_{Y5}

X_{T1}

X_{T2}

X_{T3}

X_{T4}



Batterie should move in a mixed meter with body to travel to this spot. Something cool to go with the music

X_{N1}

X_{N3}

X_{N5}

X_{O2}

X_{D1}

X_{D3}

X_{D5}

X_{N2}

X_{N4}

X_{O3}

X_{O1}

X_{D2}

X_{D4}



30

40

50

40

30

X

X

X

X

X

Director Viewpoint

Set #44 Measures: 102 Counts: 4

Liberty Mvmt 2

Licensed to: Full Spectrum Drill Design
Created on Pyware 3D.

Page 45
Counts: 6
Measure: 103- First two
beats of measure 104

E

C

A

30

40

50

40

30

X_{Y2}

X_{Y1}

X_{Y3}

X_{Y6}

X_{Y4}

X_{Y5}

X_{T1}

X_{T2}

X_{T3}

X_{T4}



All move 12 steps in double
time to here.

This phrase is 6 beats, or 1
-1/2 bars of music.

E

C

A

30

40

50

40

30

X_{N1}

X_{N5}

X_{D1}

X_{D3}

X_{D5}

X_{N3}

X_{Q2}

X_{D2}

X_{D4}

X_{N2}

X_{N4}

X_{Q3}

X_{Q1}

X

X

X

X

X

X

X

X

X

X

X

X



Director Viewpoint

Set #45 Measures: 103- first two beats of measure 104 Counts: 6

Liberty Mvmt 2

Licensed to: Full Spectrum Drill Design
Created on Pyware 3D.

Page 46
Counts: 2
Measure: Last two beats of
measure 104

E

E

C

C

A

A

30

40

50

40

30

X_{Y2}

X_{Y1}

X_{Y3}

X_{Y6}

X_{Y4}

X_{Y5}

X_{T1}

X_{T2}

X_{T3}

X_{T4}

All hold

30

40

50

40

30

X_{N1}

X_{N5}

X_{D1}

X_{D3}

X_{D5}

X_{N3}

X_{Q2}

X_{D2}

X_{D4}

X_{N2}

X_{N4}

X_{Q3}

X_{Q1}

X

X

X

X

X

X

X

X

X

X

X

X

X

X

X

X

X

X

X

Director Viewpoint

Set #46 Measures: Last two beats of measure 104 Counts: 2

Liberty Mvmt 2

Licensed to: Full Spectrum Drill Design
Created on Pyware 3D.

Page 47
Counts: 8
Measure: 105-106

E

C

A

30

40

50

40

30

X_{Y2}

X_{Y1}

X_{Y3}

X_{Y6}

X_{Y4}

X_{Y5}

X_{T1}

X_{T2}

X_{T3}

X_{T4}



All Hold!
This should be a slow visual phrase. Think of a turn or a ripple.
To turn back floor and face the center mast.
Left to right, turn over the right shoulder to face back floor and take a knee. This should happen in a ripple

E

C

A

30

40

50

40

30

X_{N1}

X_{N5}

X_{D1}

X_{D3}

X_{D5}

X_{N3}

X_{Q2}

X_{D2}

X_{D4}

X_{N2}

X_{N4}

X_{Q3}

X_{Q1}

X

X

X

X

X

X

X

X

X

X

X

Director Viewpoint

Set #47 Measures: 105-106 Counts: 8

Liberty Mvmt 2

Licensed to: Full Spectrum Drill Design
Created on Pyware 3D.

Page 48
Counts: 12
Measure: 107-109

E

C

A

30

40

50

40

30

X_{Y2}

X_{Y1}

X_{Y3}

X_{Y6}

X_{Y4}

X_{Y5}

X_{T1}

X_{T2}

X_{T3}

X_{T4}



All hold facing the back 45
on a knee

E

C

A

30

40

50

40

30

X_{N1}

X_{N5}

X_{D1}

X_{D3}

X_{D5}

X_{N3}

X_{Q2}

X_{D2}

X_{D4}

X_{N2}

X_{N4}

X_{Q3}

X_{Q1}

X

X

X

X

X

X

X

X

X

X

X

X

X

X

X



Director Viewpoint

Set #48 Measures: 107-109 Counts: 12