



Native American Tribes



Presentation

Your projects will be presented to the class in a “Native American Museum”. The work you do will become an “exhibit” in our museum. In order to make this as nice as possible, you will display your work on a Tri-fold board, similar to those used in a science fair. If you have one, you may use it. If not, I will give you cardboard to make your own. It should be set up as shown below.

Research about _____



Interesting Facts

Your facts would be here. You can also attach pictures or other artifacts you find. Anything unique and interesting belongs here, presented neatly.

Name of Tribe

By: Name#
Classroom * Teacher


The Cherokee lived here because of several reasons. This is where your paragraph about the geography would go.



Housing

Your paragraph should go here, with the 3-D house placed on the table.

(Your house would be displayed on the table, similar to the picture below)



Clothing

Your drawings will be placed here. If you created dolls, you can put a paragraph describing your dolls' clothing (complete with labels), and then display the dolls on the table.

Crafts

Your craft pictures can be displayed here. If you created actual crafts, you can just attach the paragraphs, and then display the crafts on the table (if they can not be attached to the board itself.)

EXTRA CREDIT!!!!

During the museum, you may dress in the typical clothing style of your tribe. This will make your project even more interesting and show how much you have learned about your tribe.

Research Questions

You must choose 7 of the questions below to answer about your tribe. Using the paper provided, answer each question as completely as possible. Include all possible information. You must make sure that you follow correct paragraph format and spell everything the best you can.

1. Where did this tribe live?
2. What type of clothing did the tribe members wear? Describe it.
3. What work did the men do? The women do? The children do?
4. What materials from their environment did they use to make what they needed?
5. What are some of the things they made?
6. What kind of food did they eat?
7. What kind of house did they live in? How did they build them?
8. What was their music like?
9. What religion did this tribe follow?
10. What kind of games did they play?
11. Did they use any form of money? What kind?
12. Were there any special ceremonies this tribe conducted? Describe them.

You can also make up your own questions and answer them. This is your report, so be creative!!

What foods did the Chumash eat?

The Chumash tribe ate many different types of food. They ate fish, antelope, squirrels, and deer. They also ate many different types of plants. Things like berries and other plants that could be found around them were part of their diet. The most important thing they ate though was acorns. Acorns were found all over the area that the Chumash lived. They made a paste with them and turned the acorns into many different types of food. They were always ground up and cooked by the women.

Native American Research Project Checklist

As you are completing your project, check off each item below so that you are sure you have all of the required elements.

Research Questions

- ☐ 7 research questions answered
- ☐ Written paragraph for each
- ☐ Picture included for each
- ☐ Extra credit: more than 7 research questions

Clothing

- ☐ Picture of man in traditional clothing
- ☐ Picture of woman in traditional clothing
- ☐ Both pictures labeled
- ☐ Extra credit: Create a doll in traditional clothing

Crafts

- ☐ Two crafts drawn
- ☐ Research is a paragraph long for each craft
- ☐ Extra credit: Create a replica of a craft

Housing

- ☐ Accurate 3-D Model of house built
- ☐ Elements of natural area included
- ☐ Paragraph about the housing style included

Geography

- ☐ Accurate map of the tribal area/region
- ☐ Paragraph explaining the region

Interesting Facts

- ☐ Several different facts about the tribe are listed

Presentation

- ☐ All required elements are included
- ☐ Display is neatly put together
- ☐ Able to answer questions orally about tribe
- ☐ Extra credit: Dress up in traditional clothing

Sources

- ☐ A list of sources is included
- ☐ 2 or 3 different sources listed

Native American Research Project Rubric

4	<p>The project includes ALL of the following:</p> <p>Each required section is completed in full ** Extra credit suggestions are completed ** Artifacts are accurate and neatly constructed, accompanied by paragraph explanations ** Work reflects that of the student, with little to no intervention by others ** Research is accurate and reflects the tribe during the time before European encounters ** At least 3 sources cited ** Grammar, spelling, and punctuation correct ** Colorful, neat, presented well ** Clear, concise, legible</p>
3	<p>The project includes the following:</p> <p>Each required section is completed in full ** Extra credit suggestions are attempted and mostly complete ** Artifacts are accurate and neatly constructed ** Work reflects that of the student, with some intervention by others ** Research is accurate and reflects the tribe during the time before European encounters ** 2 or 3 sources cited ** Grammar, spelling, and punctuation correct ** Colorful, neat, presented well ** Clear, concise, legible</p>
2	<p>The project includes the following:</p> <p>Each required section is attempted, though they may not all be complete ** Extra credit suggestions are attempted but not complete ** Artifacts are attempted, but may not be done, or not attempted at all ** Work reflects that of the student, but there is obvious intervention by others ** Research is accurate and reflects the tribe during the time before European encounters ** 1-2 sources cited ** Grammar, spelling, and punctuation mostly correct ** Colorful, somewhat neat, partially presented well ** Somewhat clear, concise, legible</p>
1	<p>The project includes the following:</p> <p>Each required section may or may not be accounted for or complete ** Extra credit suggestions are not attempted ** Artifacts are not attempted ** Work reflects that of someone other than the student ** Research is not accurate and does not reflect the tribe during the time before European encounters ** No sources cited ** Grammar, spelling, and punctuation not correct ** Not colorful, neat, or presented well ** Not clear, concise, or legible</p>