

Submitting an Interleague Play Request Using the Little League® Data Center

Interleague Play Submitting a Request Form



The opportunity for a local Little League® to request to schedule regular-season games with a neighboring Little League program(s) is as simple as using the Little League Data Center to report those intentions.

[Interleague Play provides leagues with additional flexibility](#) and options to meet the required minimum of a 12-game regular-season schedule for each team through scheduling games with teams from other nearby leagues.

The [Little League Data Center](#) allows for local leagues to declare their intention to schedule Interleague Play at the time of chartering and any time after their charter has been approved.

Please note that Interleague Play Requests are for the regular season only and approved requests do not afford leagues involved approval to combine for the International Tournament. At the completion of the regular season, if a league does not feel that it has enough players to field its own Tournament Team, it may request a combination with another league, provided it has played

a common schedule of games with teams in that league via an approved Interleague Play Request or Combined Teams Form. Provided below are instructions and visual descriptions taken from the Little League Data Center that will walk you through the Interleague Play reporting process.

Submit Form

1. Click Manage Forms

To start or view an Interleague Play form click on the “Manage Forms” link on the Data Center landing page. **Interleague forms started during the chartering process must be reviewed and submitted from this page.**

Hometown LL (#291654)

Eastern Region | Pennsylvania | District 13

District Administrator: Steve White | Email: swhite@littleleague.org | Phone: 5707423877

Charter Status
✔ Approved

Tournament Status ⓘ
Enrollment Opens in Mid-April.

Outstanding Balance ⓘ
\$0.00

League Resources
Change Chartered Teams/Insurance (Available until 6/15/2018)
Download Official Logos
Manage Financials
Manage Forms
Manage Insurance
Manage/View Officers
Manage Registration Data ✔ Last Uploaded 10/31/2017
Review League Information
Submit Background Checks ↗
View District/Region Contact Information
View Reports

Teams Chartered

Program	TR	CP	MI	LL	50/70	JR	SR	CH	SC
Baseball	1	0	0	1	1	0	0	0	0
Girls Softball	0	0	0	0	-	0	0	-	-
Boys Softball	0	0	0	0	-	0	0	-	-

Accident Insurance: None
Liability Insurance: LLB
Crime Insurance: None
Registration Data: YES

Note: For insurance coverage, **LLB** means that the league has requested insurance coverage but the insurance may not be in effect unless the league's premiums are paid in full.

2. Select Form Option

On the manage forms screen, select the Regular Season Combined Teams Forms Option.

Manage Forms

Regular Season Combined Teams Forms

Allow two or more leagues to place registrants for a given division of play into one pool and select teams from all players. Used by leagues in which there are not enough players to field a team, or when there are enough players to field one team, but not enough for two.

Regular Season Interleague Play Forms

Allow leagues to meet the required minimum of a 12-game regular-season schedule for each team through scheduling games with teams from other nearby leagues.

Split Division Format Forms

When a league charters more than 10 teams in its Major division or is required by action of the Charter Committee, it is necessary to form two divisions (usually an American and National Division).

3. Start New Form

Click the Start a New Form Button to start a new Interleague Play Form.

[Home](#) / [Manage Forms](#) / [Regular Season Interleague Play Forms](#)

Regular Season Interleague Play Forms

[+ Start New Form](#)

4. Select Division of Play

Select the division of play to which this request applies. Please note that you will need to submit a separate request for each division of play.

Start New Regular Season Interleague Play Form

Division of Play

Please Select...





5. Select Leagues

Select Leagues to participate by clicking on the league not specified link. This will display a list of all leagues within your district. To enter a league not in your district, type the league name or league ID in the search bar at the top of the league listing.

Leagues Participating in Regular Season Interleague Play


Note: one Regular Season Interleague Play Form will be created per league entered below. For example, if three leagues are entered below (excluding your league), three separate Regular Season Interleague Play forms will be created.

League	
MUNCY LL (#2381205)	
League Not Specified. Click to Find a League.	
 Add Another League	

[Start New Form](#) [Cancel](#)

Find League ✕

To find a league, enter part of the league name or league ID in the search box below. To select a league, click it in the list of search results. Please type three (3) or more characters to begin your search.

(Search by League Name or League ID)	Search 
--------------------------------------	---

Leagues In Your District	
CLINTON LL (#2381202)	Pennsylvania District 12
EAST LYCOMING LL (#2381201)	Pennsylvania District 12
HEPBURN-LYCOMING LL (#2381215)	Pennsylvania District 12
JERSEY SHORE AREA SOFTBALL LL (#252991)	Pennsylvania District 12
JERSEY SHORE GSV LITTLE LEAGUE (#2381204)	Pennsylvania District 12
KEYSTONE LL (#111990)	Pennsylvania District 12
LOYALSOCK TOWNSHIP LL (#2381210)	Pennsylvania District 12
MONTGOMERY LL (#2381206)	Pennsylvania District 12
MONTOURSVILLE LL (#2381207)	Pennsylvania District 12
MUNCY LL (#2381205)	Pennsylvania District 12
NEWBERRY LL (#2381214)	Pennsylvania District 12
NIPPENOSE VALLEY LL (#2381208)	Pennsylvania District 12
RENOVO AREA LL (#127196)	Pennsylvania District 12
SOUTH LL (#2381209)	Pennsylvania District 12
WILLIAMSPORT AREA LL (#2381211)	Pennsylvania District 12
WOOLRICH LL (#304993)	Pennsylvania District 12

6. Enter Player Age Breakdown

For each league involved in the Interleague request, you will need to confirm your participation and enter your league's player age breakdown for this division of play. Please include all players registered in your player counts. (Note: Once your player age breakdown is entered, it will automatically be copied to all requests for this division of play.) When finished, click submit response. This will automatically create the Interleague play form for all leagues involved and notify them via the Data Center to complete their portion of the form.

Confirm or Reject Participation

Yes, **confirm** participation in this Regular Season Interleague Play.

If selected, this Regular Season Interleague Play Request will be sent to the District for approval.

No, **reject** participation in this Regular Season Interleague Play.

If selected, this Regular Season Interleague Play Request will be canceled.

Your League's Player Age Breakdown

9	10	11	12	Total
<input type="text" value="0"/>	<input type="text" value="0"/>	<input type="text" value="0"/>	<input type="text" value="0"/>	<input type="text" value="0"/>

[Submit Response](#)

[Go Back to Regular Season Interleague Play Forms](#)

Review Status

To view the status of submitted forms, click the "Manage Forms" link on the Data Center landing page. Each form will be assigned one of the following statuses:

- Awaiting Other League(s): Other leagues involved must submit their information
- Awaiting District Approval: The district must review the request
- Awaiting Region Approval: The region must review the request (only applicable when leagues are involved from more than one district)
- Approved: The request has been approved

<https://www.littleleague.org/university/articles/submitting-an-interleague-play-request/>