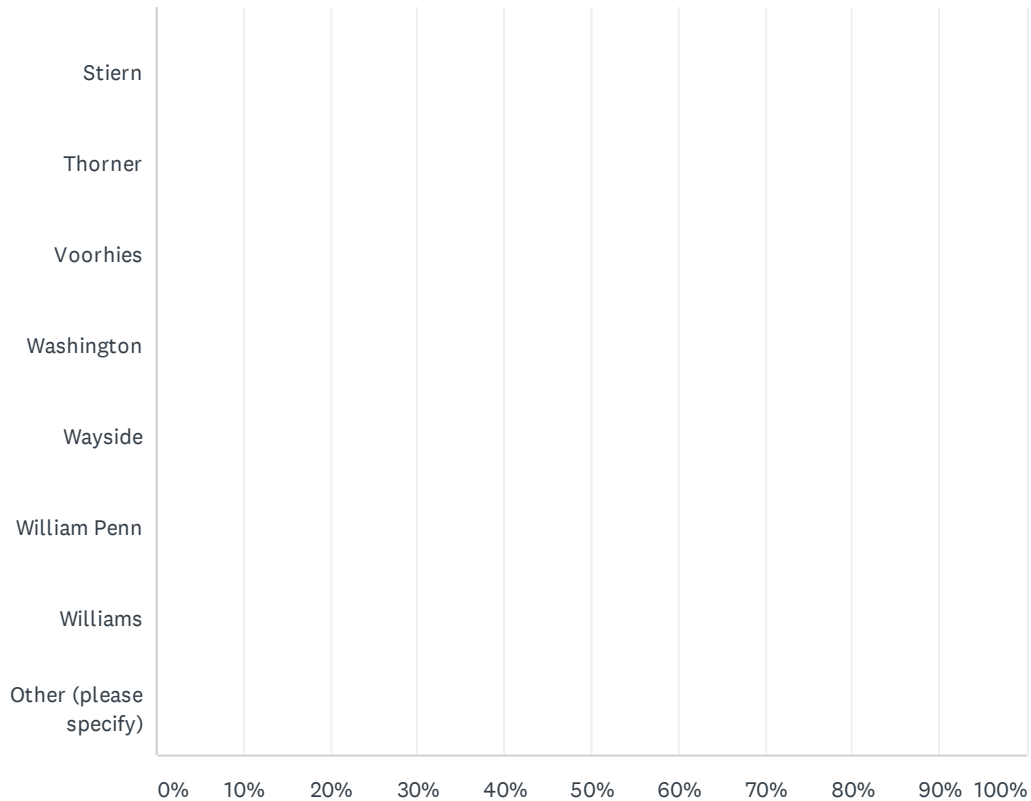


2019-2020 BETA Administration/Site Climate Survey



2019-2020 BETA Administration/Site Climate Survey



2019-2020 BETA Administration/Site Climate Survey

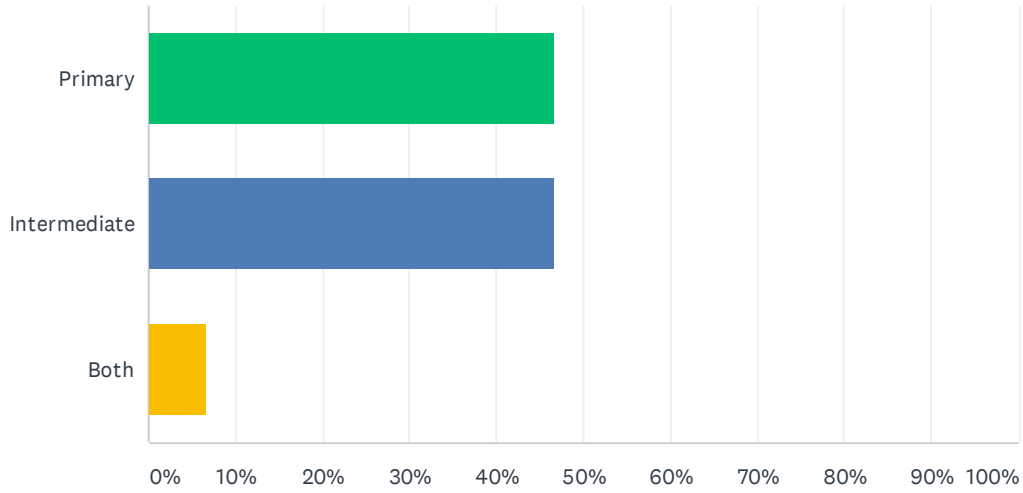
ANSWER CHOICES	RESPONSES	
Casa Loma	0.00%	0
Cato	0.00%	0
Chavez	0.00%	0
Chipman	0.00%	0
College Hts	0.00%	0
Compton	0.00%	0
Curran	0.00%	0
Downtown	0.00%	0
Ed Center	0.00%	0
Eissler	0.00%	0
Emerson	0.00%	0
Evergreen	0.00%	0
Fletcher	0.00%	0
Frank West	0.00%	0
Franklin	0.00%	0
Fremont	0.00%	0
Garza	0.00%	0
Harding	0.00%	0
Harris	100.00%	15
Horace Mann	0.00%	0
Hort	0.00%	0
Jefferson	0.00%	0
Longfellow	0.00%	0
McKinley	0.00%	0
Mt.Vernon	0.00%	0
Munsey	0.00%	0
Nichols	0.00%	0
Noble	0.00%	0
Nurses	0.00%	0
Owens Intermediate	0.00%	0
Owens Primary	0.00%	0
Pauly	0.00%	0

2019-2020 BETA Administration/Site Climate Survey

Pioneer	0.00%	0
Rafer Johnson	0.00%	0
Roosevelt	0.00%	0
Sequoia	0.00%	0
Sierra	0.00%	0
Special Ed Office	0.00%	0
Stella Hills	0.00%	0
Stiern	0.00%	0
Thorner	0.00%	0
Voorhies	0.00%	0
Washington	0.00%	0
Wayside	0.00%	0
William Penn	0.00%	0
Williams	0.00%	0
Other (please specify)	0.00%	0
Total Respondents: 15		

Q2 Instructional Grade Level or Support Services

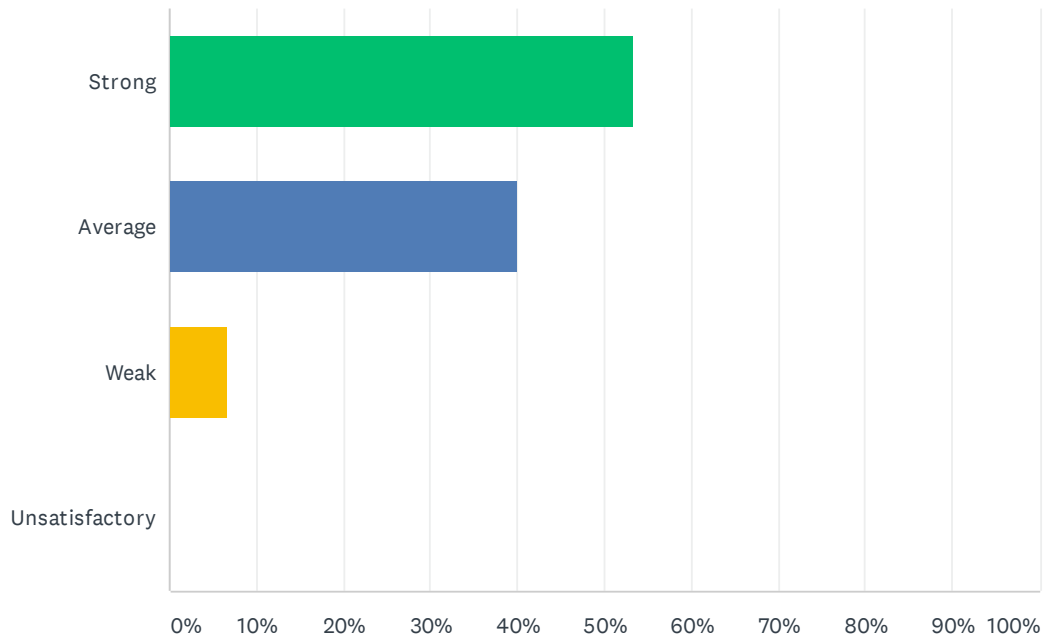
Answered: 15 Skipped: 0



ANSWER CHOICES	RESPONSES
Primary	46.67% 7
Intermediate	46.67% 7
Both	6.67% 1
TOTAL	15

Q3 Site administration is sensitive to the needs of students, staff, and community.

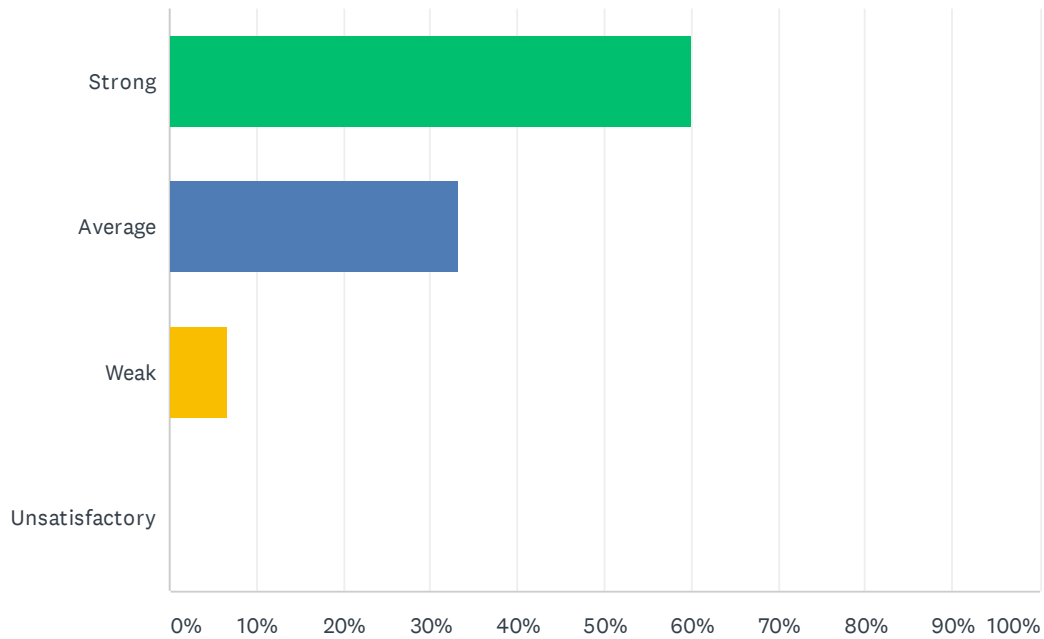
Answered: 15 Skipped: 0



ANSWER CHOICES	RESPONSES	
Strong	53.33%	8
Average	40.00%	6
Weak	6.67%	1
Unsatisfactory	0.00%	0
TOTAL		15

Q4 Site administration treats staff with respect; you feel like a valued member of a team

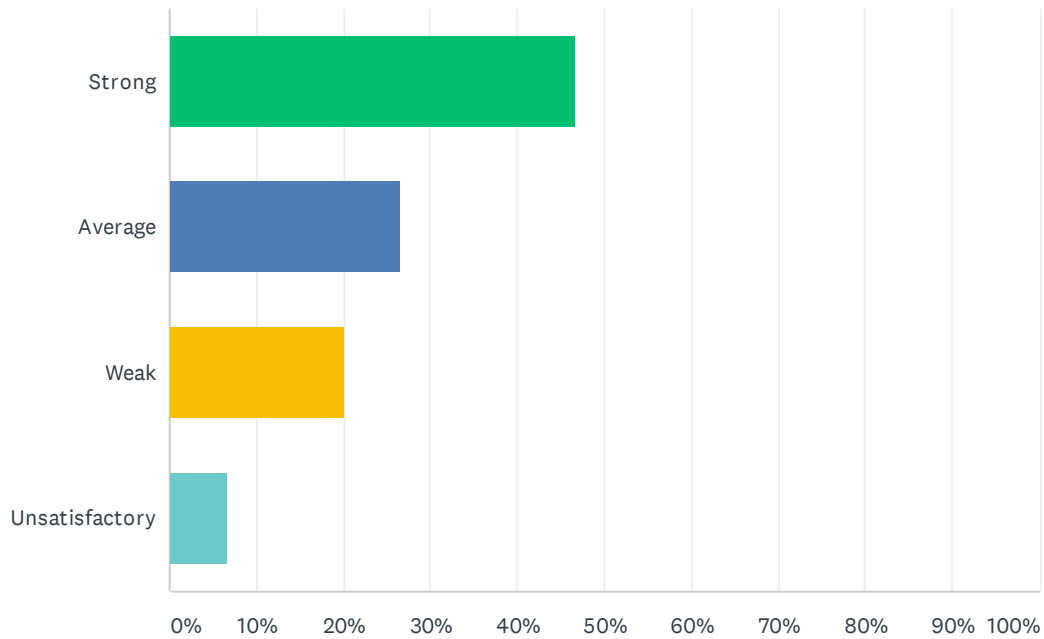
Answered: 15 Skipped: 0



ANSWER CHOICES	RESPONSES	
Strong	60.00%	9
Average	33.33%	5
Weak	6.67%	1
Unsatisfactory	0.00%	0
TOTAL		15

Q5 Site administration conducts classroom visits (walk-through) in least the disruptive manner and leaves timely feedback (within 24 hours).

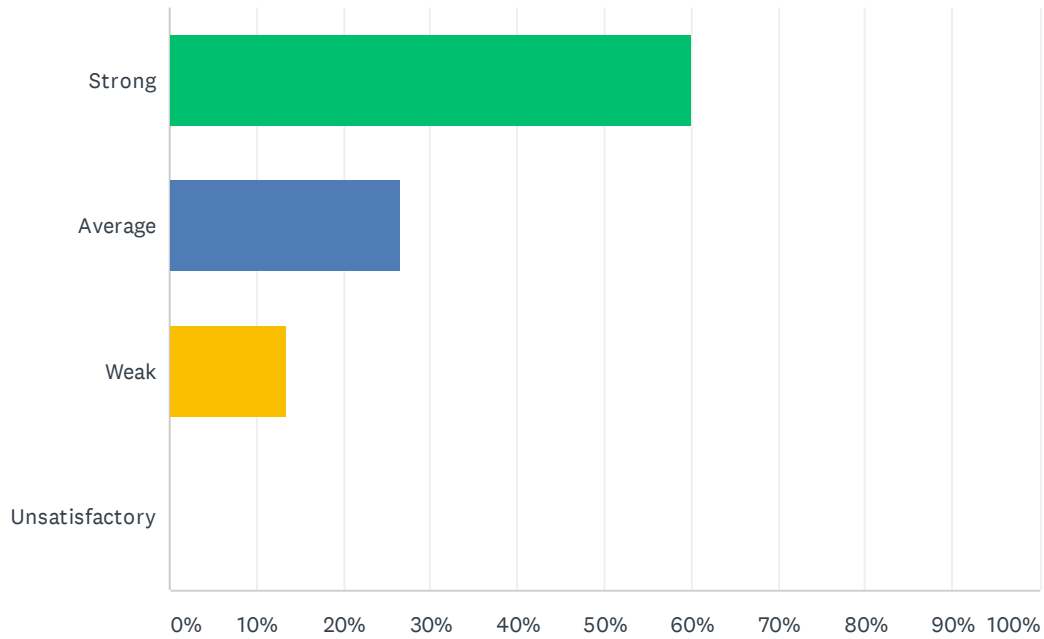
Answered: 15 Skipped: 0



ANSWER CHOICES	RESPONSES	
Strong	46.67%	7
Average	26.67%	4
Weak	20.00%	3
Unsatisfactory	6.67%	1
TOTAL		15

Q6 Site administration follows the contract and respects personal rights.

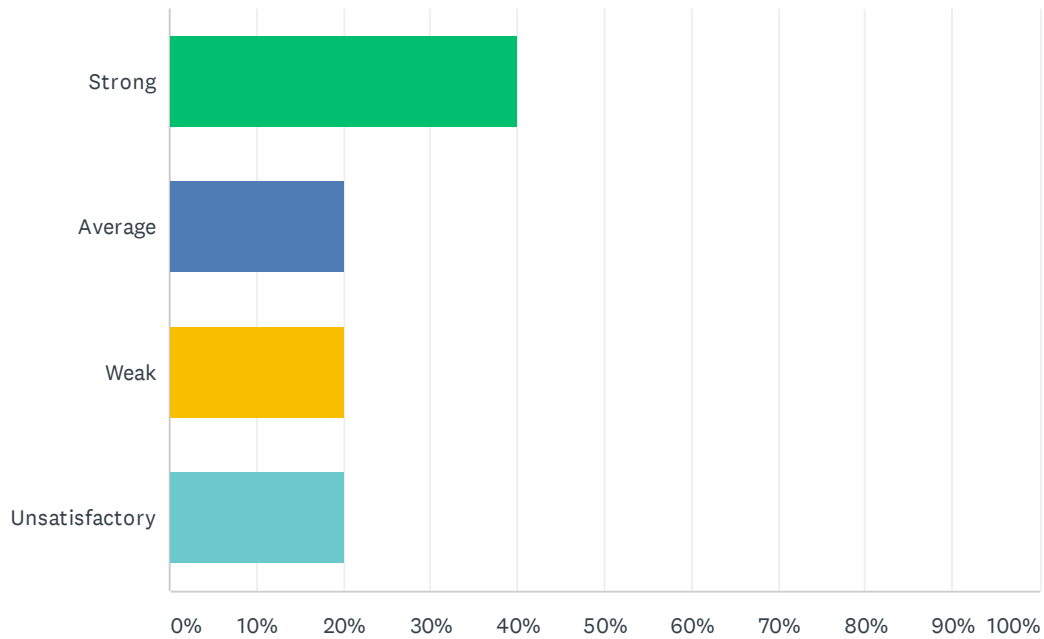
Answered: 15 Skipped: 0



ANSWER CHOICES	RESPONSES	
Strong	60.00%	9
Average	26.67%	4
Weak	13.33%	2
Unsatisfactory	0.00%	0
TOTAL		15

Q7 Administration utilizes staff according to their job description (ie. Coaches, APL's, Specialists & Staff).

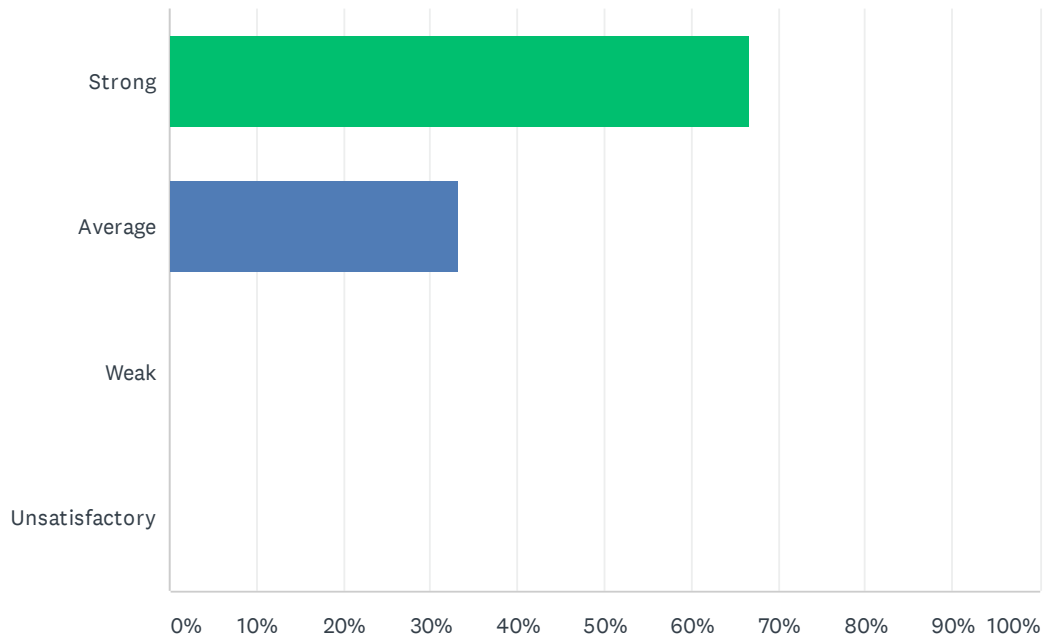
Answered: 15 Skipped: 0



ANSWER CHOICES	RESPONSES	
Strong	40.00%	6
Average	20.00%	3
Weak	20.00%	3
Unsatisfactory	20.00%	3
TOTAL		15

Q8 Administration maintains open communication with staff, parents, and students.

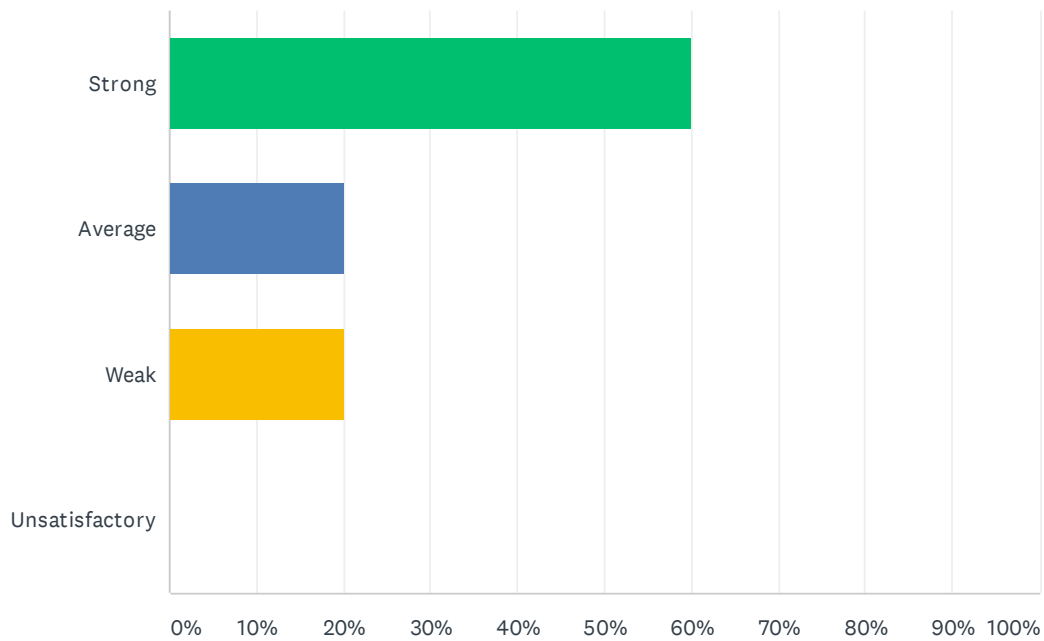
Answered: 15 Skipped: 0



ANSWER CHOICES	RESPONSES	
Strong	66.67%	10
Average	33.33%	5
Weak	0.00%	0
Unsatisfactory	0.00%	0
TOTAL		15

Q9 Administration supports staff against attacks and criticism from parents.

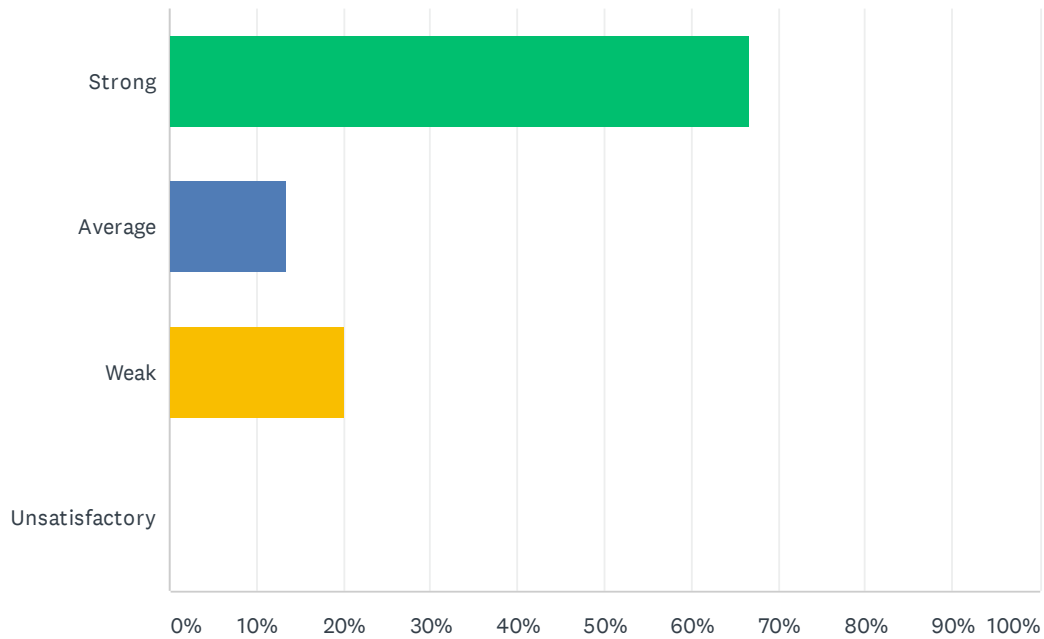
Answered: 15 Skipped: 0



ANSWER CHOICES	RESPONSES	
Strong	60.00%	9
Average	20.00%	3
Weak	20.00%	3
Unsatisfactory	0.00%	0
TOTAL		15

Q10 Site administration treats all teachers equally; there is no preferential treatment.

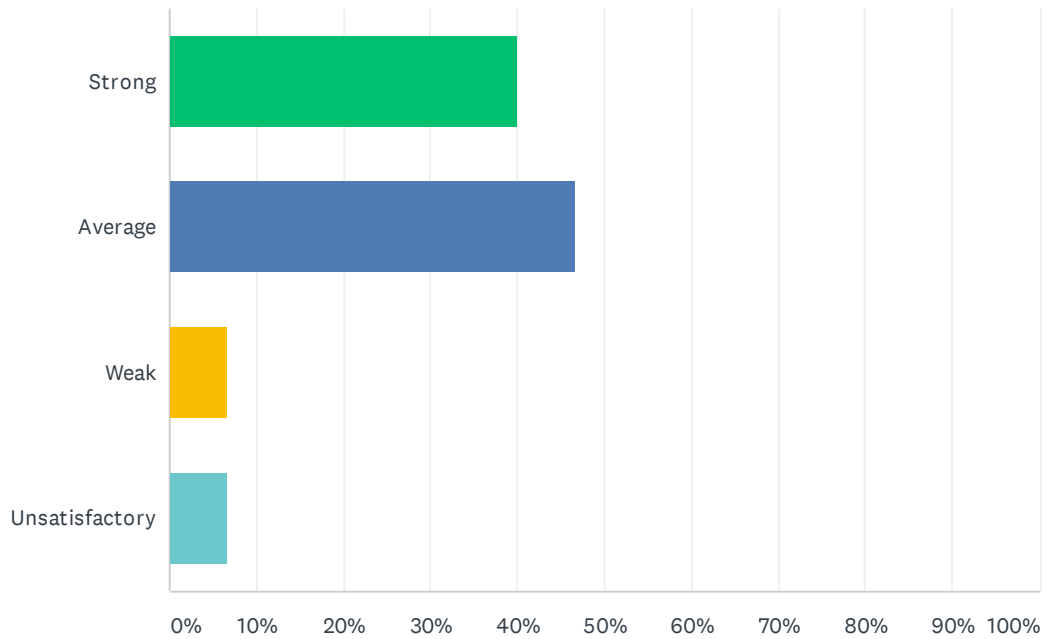
Answered: 15 Skipped: 0



ANSWER CHOICES	RESPONSES	
Strong	66.67%	10
Average	13.33%	2
Weak	20.00%	3
Unsatisfactory	0.00%	0
TOTAL		15

Q11 Administration supports classroom discipline procedures and follows District discipline guidelines.

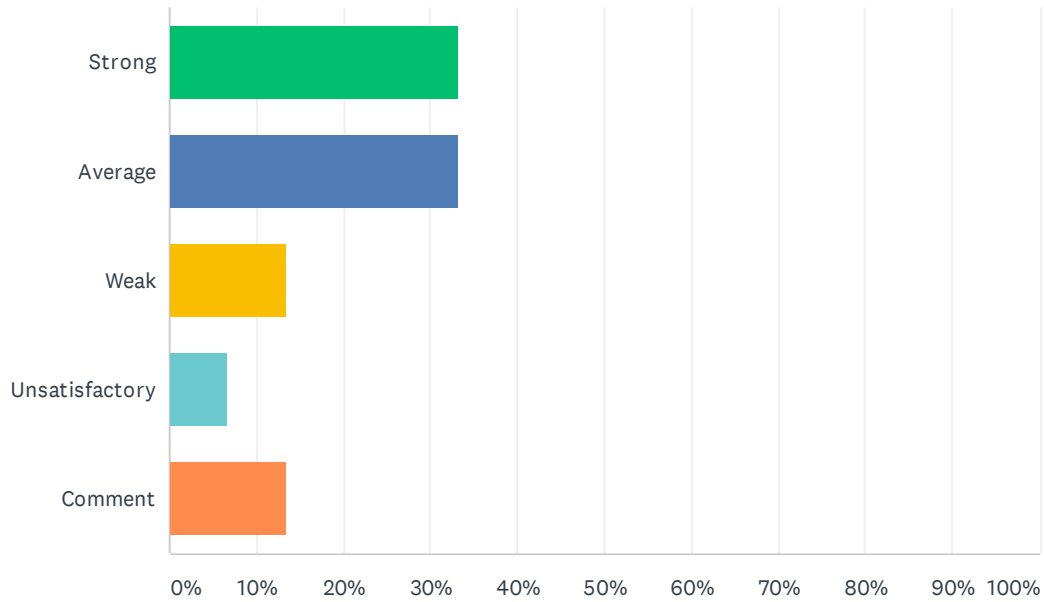
Answered: 15 Skipped: 0



ANSWER CHOICES	RESPONSES	
Strong	40.00%	6
Average	46.67%	7
Weak	6.67%	1
Unsatisfactory	6.67%	1
TOTAL		15

Q12 Administration processes ODR's (Office Disciplinary Referrals) within 48 hours and supports staff when discipline moves beyond classroom managed behaviors.

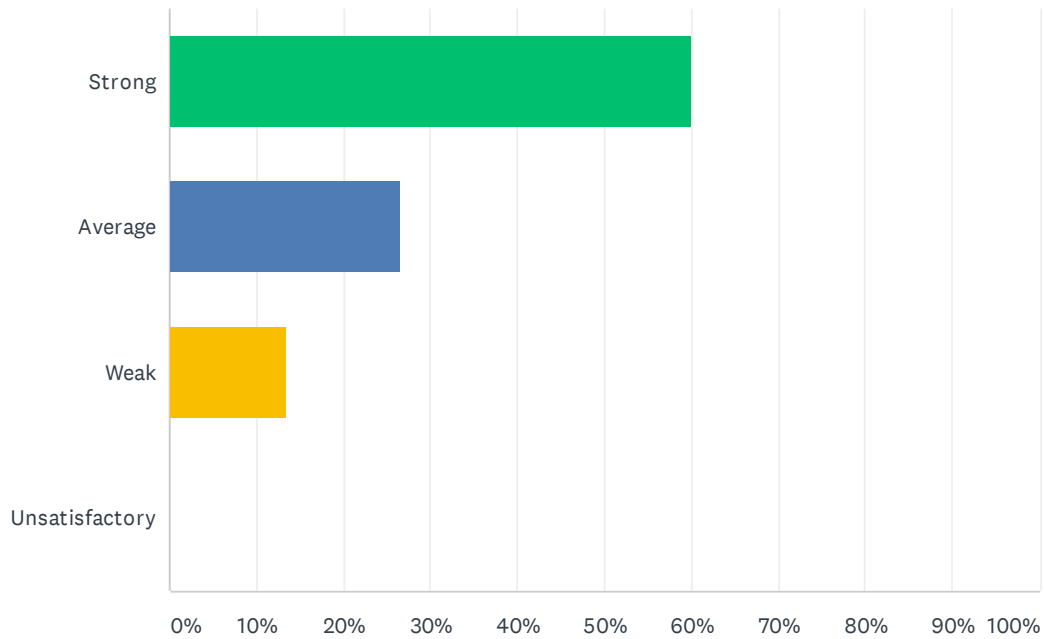
Answered: 15 Skipped: 0



ANSWER CHOICES	RESPONSES	
Strong	33.33%	5
Average	33.33%	5
Weak	13.33%	2
Unsatisfactory	6.67%	1
Comment	13.33%	2
TOTAL		15

Q13 Administration treats teachers as professionals; the teacher's word is not disregarded in favor of the student's.

Answered: 15 Skipped: 0



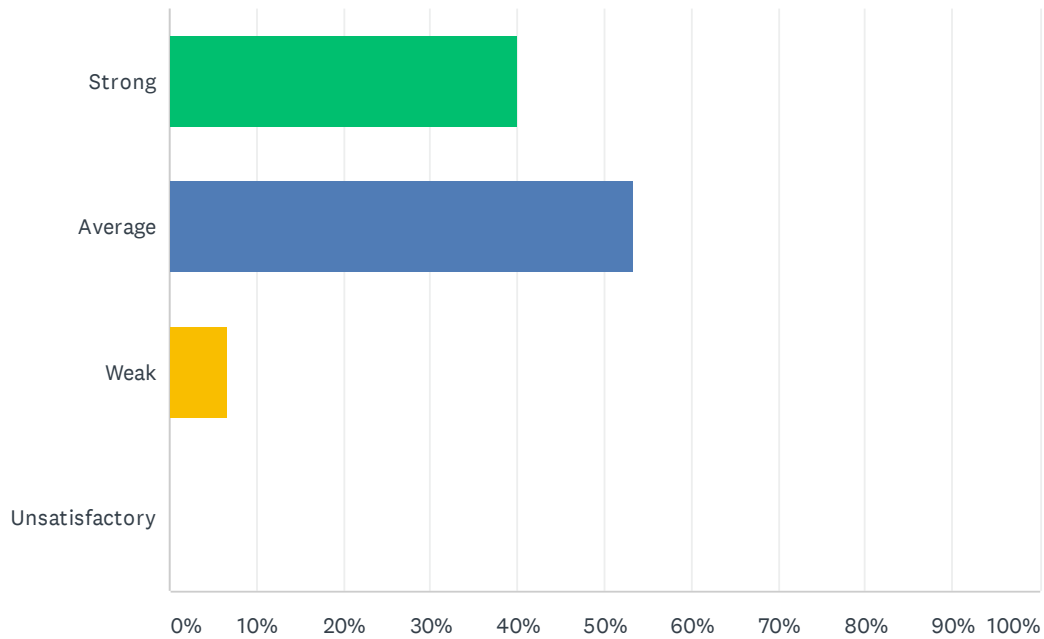
ANSWER CHOICES	RESPONSES	
Strong	60.00%	9
Average	26.67%	4
Weak	13.33%	2
Unsatisfactory	0.00%	0
TOTAL		15

Q14 How do you feel that your administration positively/negatively impacts working conditions at your site?

Answered: 9 Skipped: 6

Q15 Site staff is involved in setting school policies and budgetary priorities.

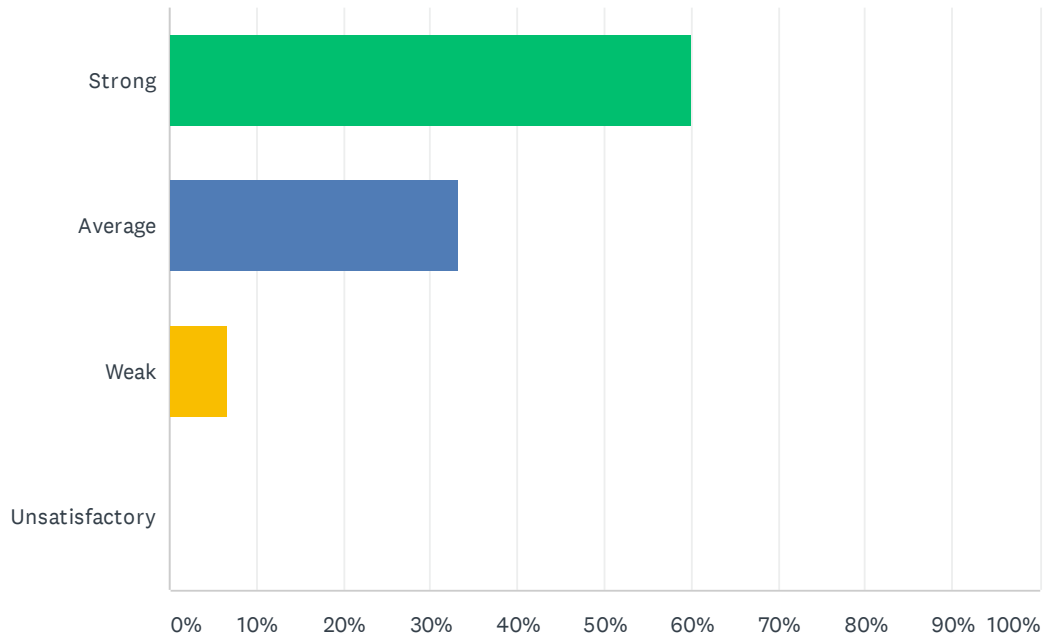
Answered: 15 Skipped: 0



ANSWER CHOICES	RESPONSES	
Strong	40.00%	6
Average	53.33%	8
Weak	6.67%	1
Unsatisfactory	0.00%	0
TOTAL		15

Q16 Site meetings are productive and not excessive.

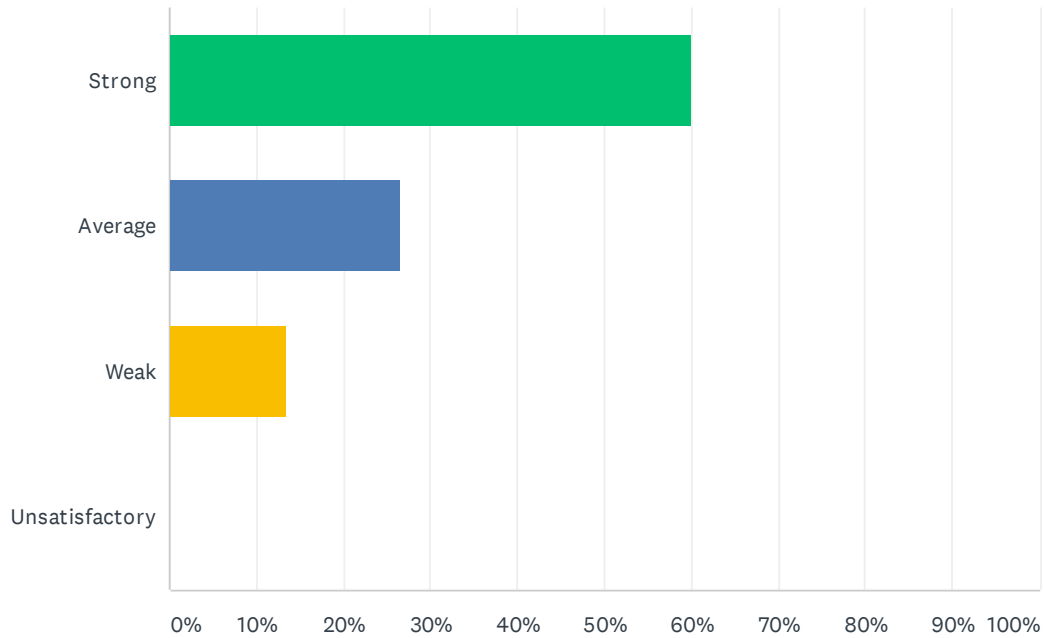
Answered: 15 Skipped: 0



ANSWER CHOICES	RESPONSES	
Strong	60.00%	9
Average	33.33%	5
Weak	6.67%	1
Unsatisfactory	0.00%	0
TOTAL		15

Q17 Bank days are used for PLC activities; Site administration uses two Bank Days a month and staff gets uninterrupted planning/preparation time twice a month during Bank Days.

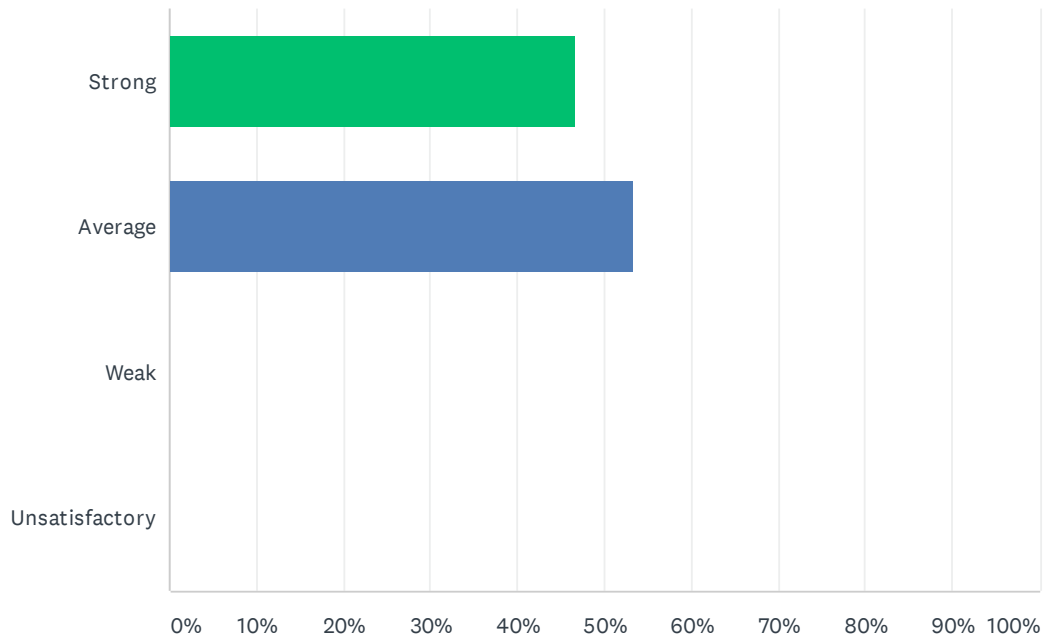
Answered: 15 Skipped: 0



ANSWER CHOICES	RESPONSES
Strong	60.00% 9
Average	26.67% 4
Weak	13.33% 2
Unsatisfactory	0.00% 0
TOTAL	15

Q18 My site receives daily consecutive uninterrupted planning/preparation time. (30 minutes / 40 minutes)

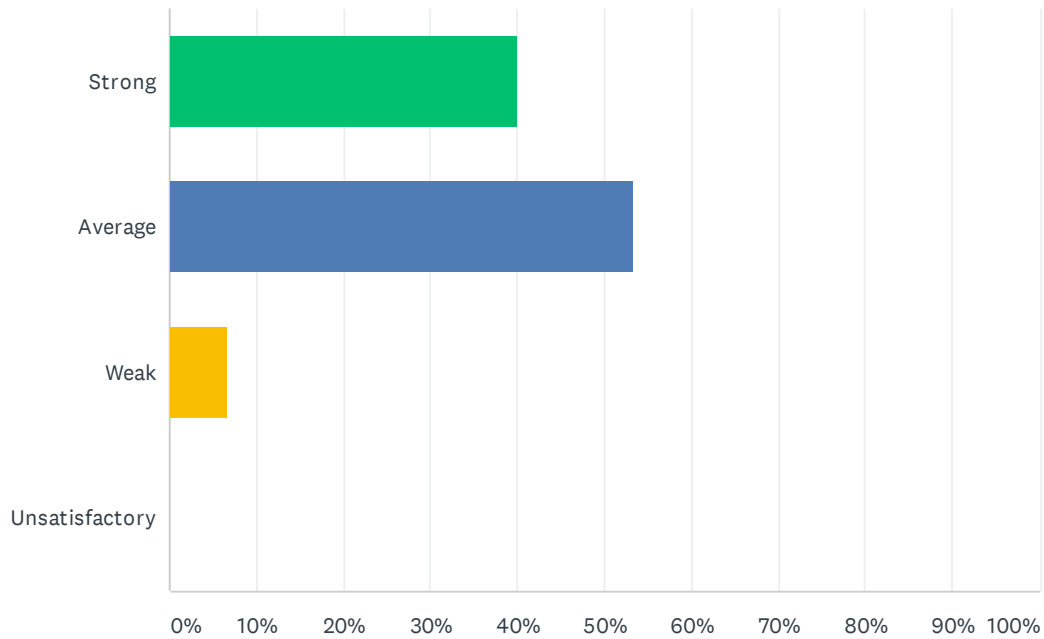
Answered: 15 Skipped: 0



ANSWER CHOICES	RESPONSES	
Strong	46.67%	7
Average	53.33%	8
Weak	0.00%	0
Unsatisfactory	0.00%	0
TOTAL		15

Q19 Staff is given time to input district required data (ie. Benchmarks, Dibels, CFAs, Report Card, and etc).

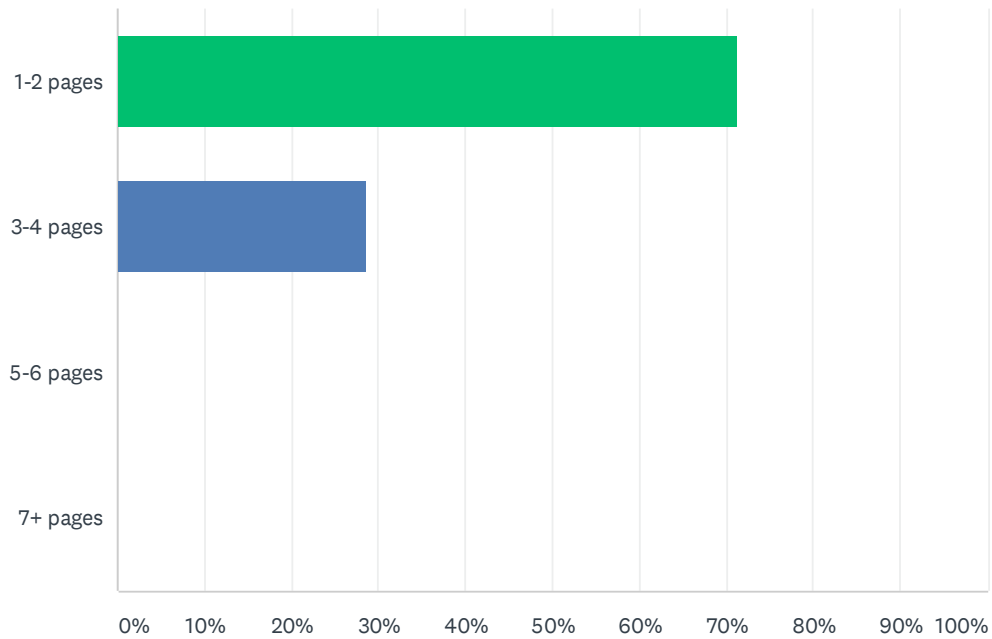
Answered: 15 Skipped: 0



ANSWER CHOICES	RESPONSES	
Strong	40.00%	6
Average	53.33%	8
Weak	6.67%	1
Unsatisfactory	0.00%	0
TOTAL		15

Q20 Teachers are required to submit complete, but not excessively lengthy lesson plans.

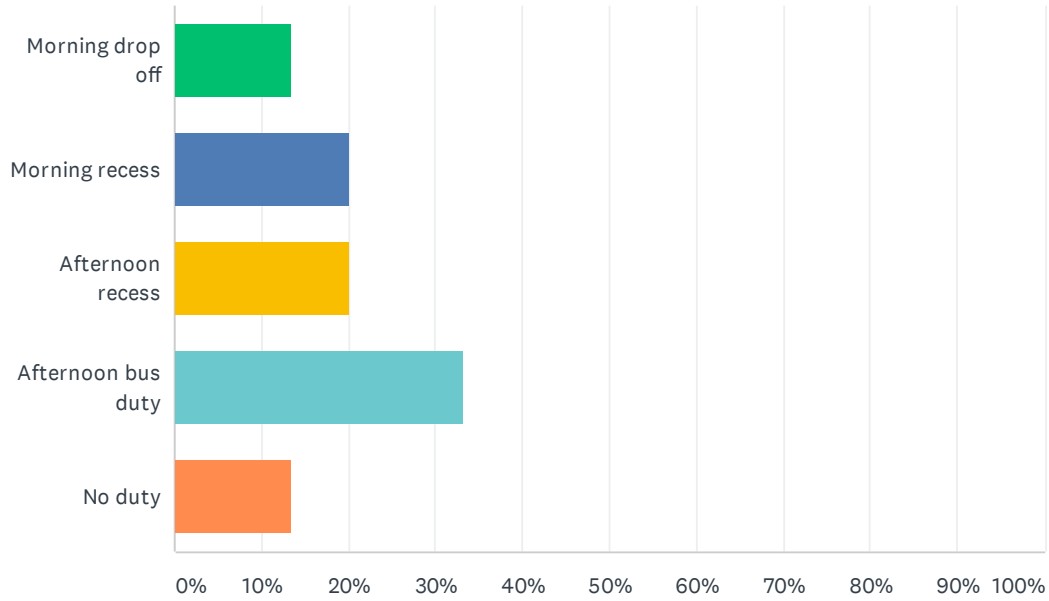
Answered: 14 Skipped: 1



ANSWER CHOICES	RESPONSES	
1-2 pages	71.43%	10
3-4 pages	28.57%	4
5-6 pages	0.00%	0
7+ pages	0.00%	0
TOTAL		14

Q21 Staff has recess and/or bus duty.

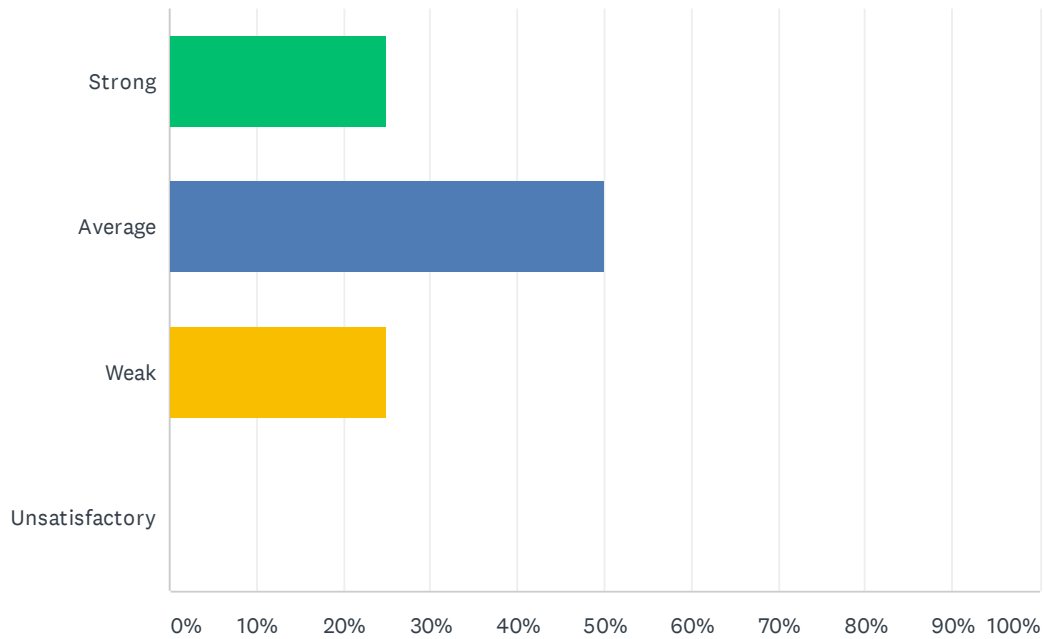
Answered: 15 Skipped: 0



ANSWER CHOICES	RESPONSES
Morning drop off	13.33% 2
Morning recess	20.00% 3
Afternoon recess	20.00% 3
Afternoon bus duty	33.33% 5
No duty	13.33% 2
Total Respondents: 15	

Q22 The Special Education Department is assisting you with your questions, problems, and concerns.

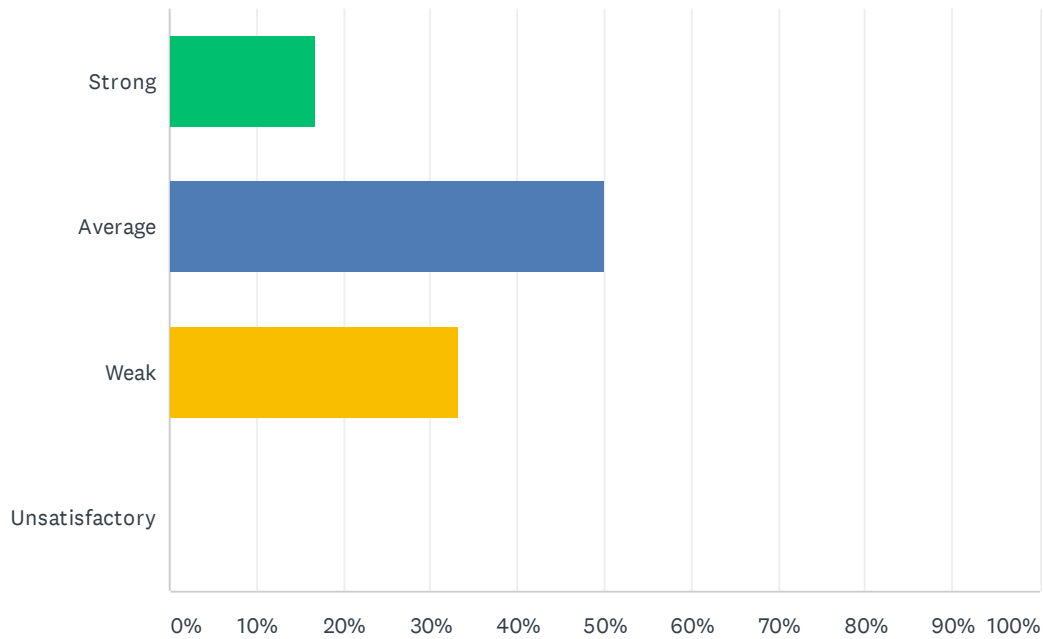
Answered: 8 Skipped: 7



ANSWER CHOICES	RESPONSES	
Strong	25.00%	2
Average	50.00%	4
Weak	25.00%	2
Unsatisfactory	0.00%	0
TOTAL		8

Q23 Special Education class size is balanced within each program to ensure student safety and individualized instruction.

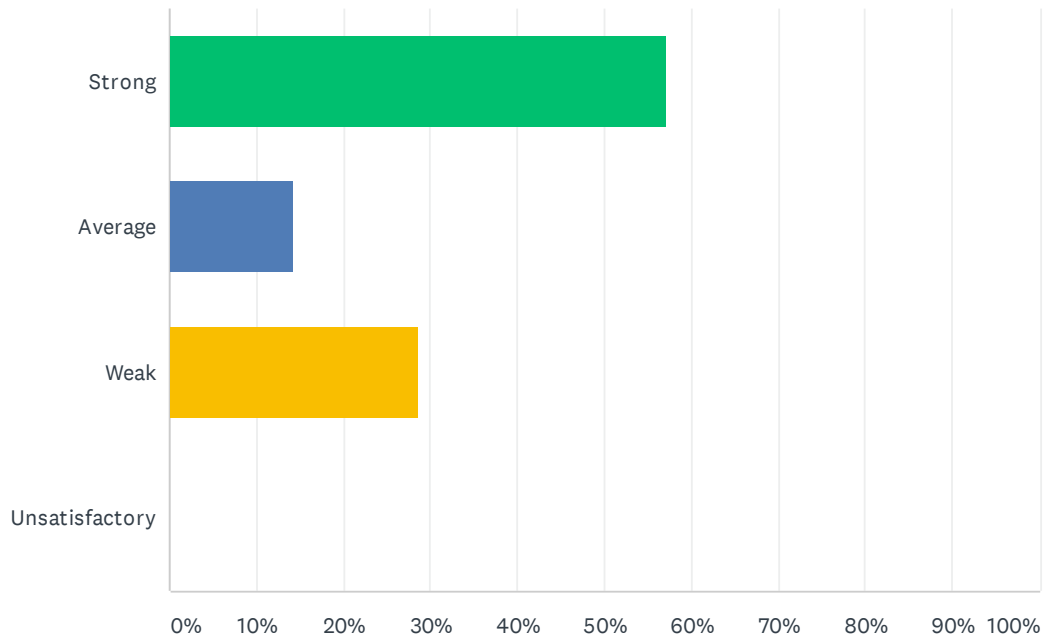
Answered: 6 Skipped: 9



ANSWER CHOICES	RESPONSES	
Strong	16.67%	1
Average	50.00%	3
Weak	33.33%	2
Unsatisfactory	0.00%	0
TOTAL		6

Q24 Special education teachers have opportunities to participate in school-based, content area staff development.

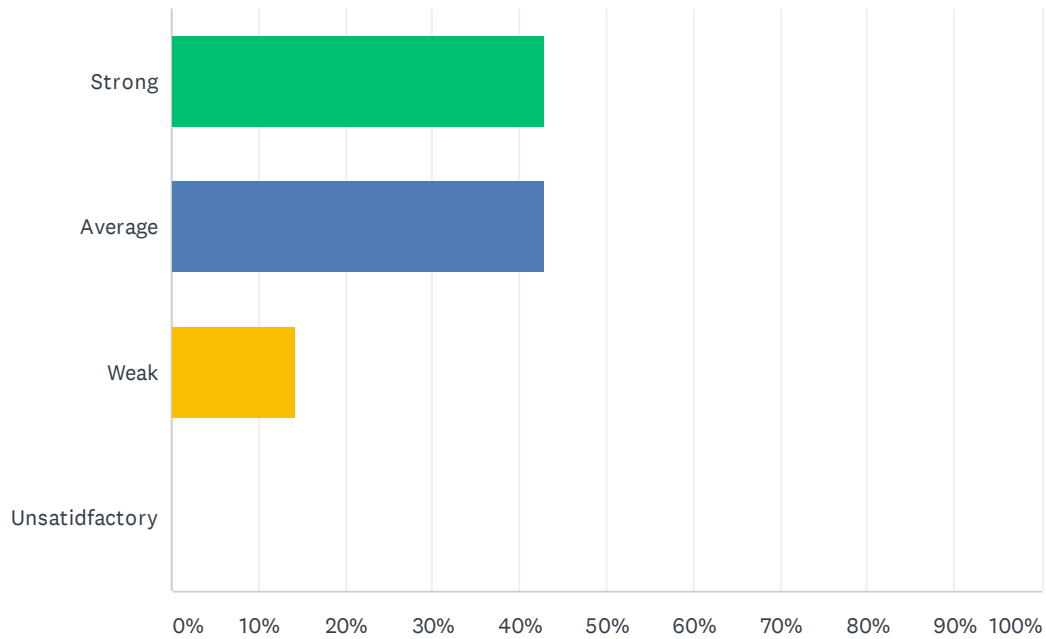
Answered: 7 Skipped: 8



ANSWER CHOICES	RESPONSES
Strong	57.14% 4
Average	14.29% 1
Weak	28.57% 2
Unsatisfactory	0.00% 0
TOTAL	7

Q25 Special education teachers have needed access to ALL instructional resources provided to the general education teachers.

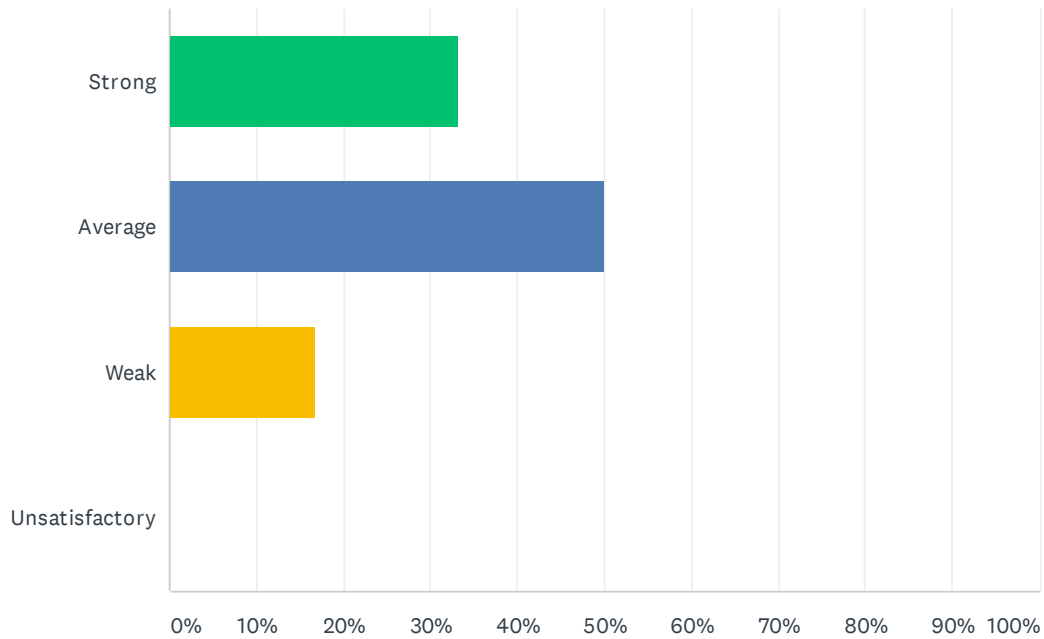
Answered: 7 Skipped: 8



ANSWER CHOICES	RESPONSES	
Strong	42.86%	3
Average	42.86%	3
Weak	14.29%	1
Unsatisfactory	0.00%	0
TOTAL		7

Q26 Special education teachers are adequately trained in the administration of state assessments and District IEP's.

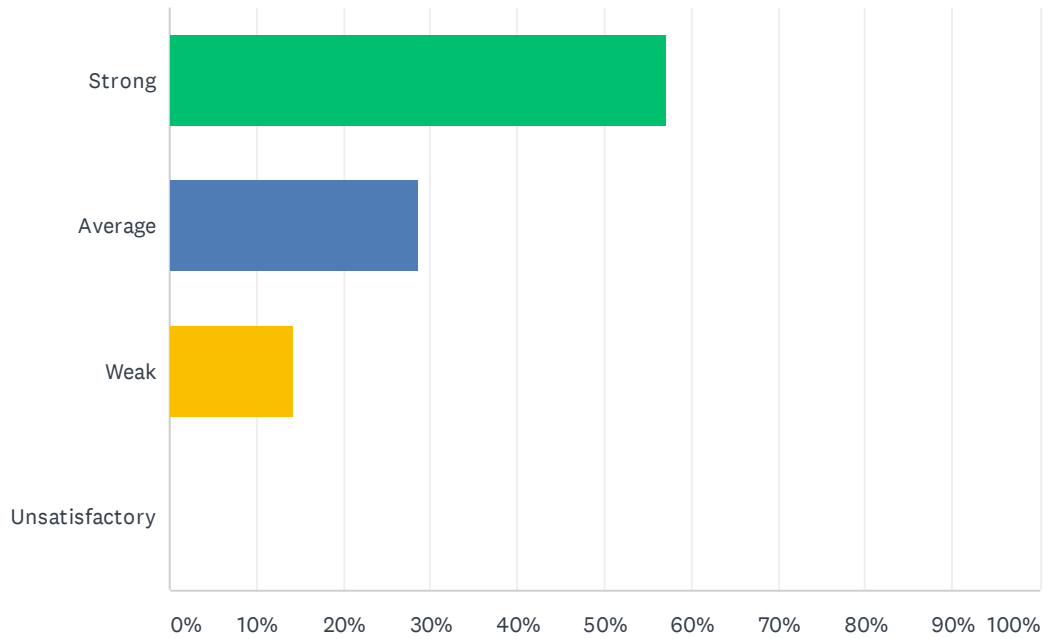
Answered: 6 Skipped: 9



ANSWER CHOICES	RESPONSES	
Strong	33.33%	2
Average	50.00%	3
Weak	16.67%	1
Unsatisfactory	0.00%	0
TOTAL		6

Q27 The site principal is accessible to discuss special education issues.

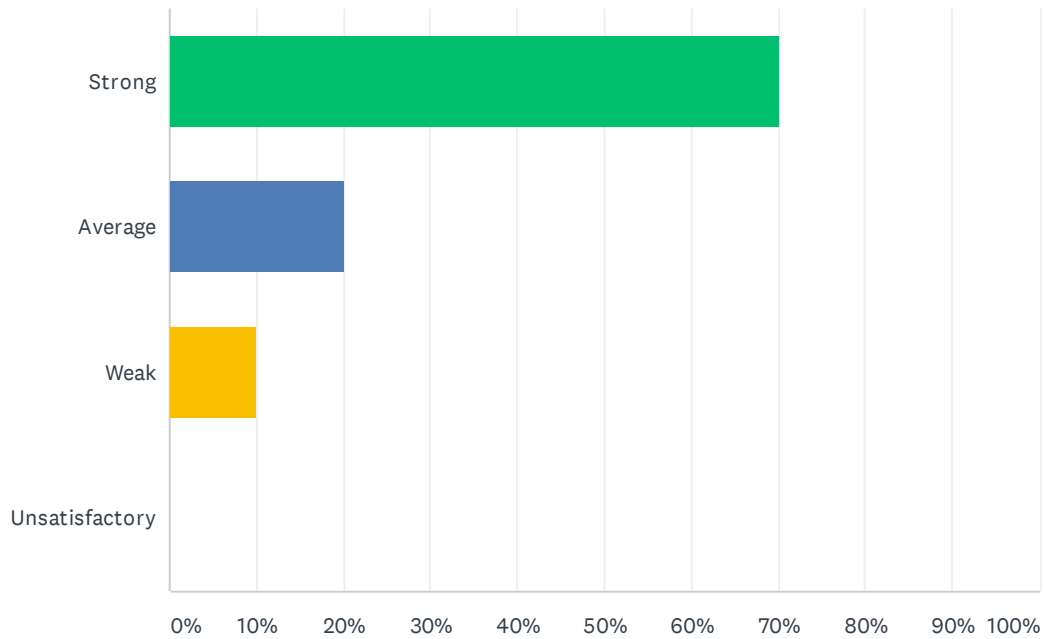
Answered: 7 Skipped: 8



ANSWER CHOICES	RESPONSES	
Strong	57.14%	4
Average	28.57%	2
Weak	14.29%	1
Unsatisfactory	0.00%	0
TOTAL		7

Q28 The site principal promotes equal opportunities for all students to learn.

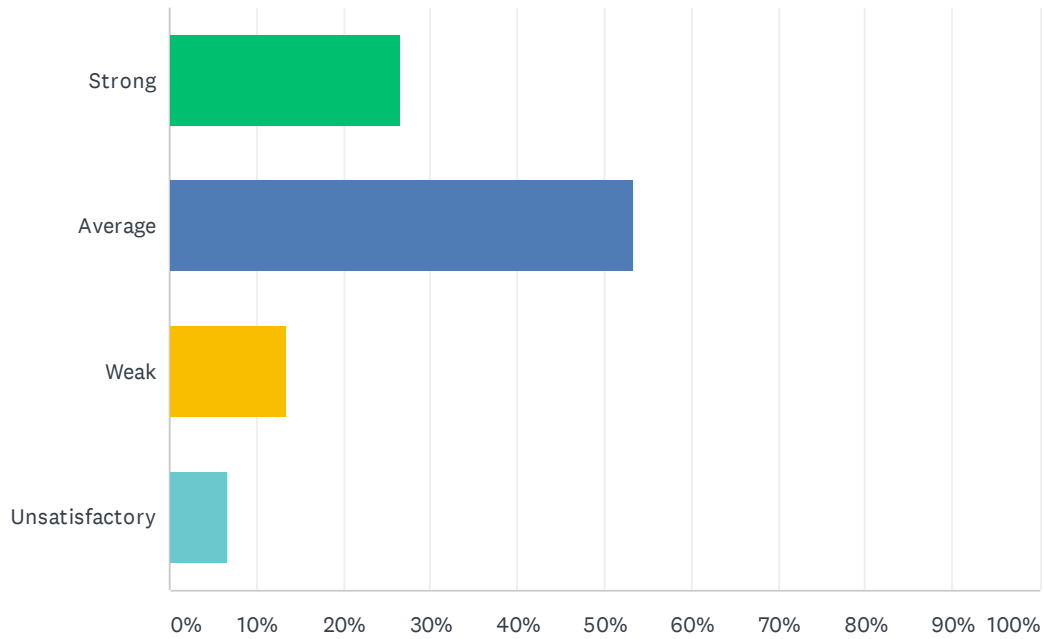
Answered: 10 Skipped: 5



ANSWER CHOICES	RESPONSES	
Strong	70.00%	7
Average	20.00%	2
Weak	10.00%	1
Unsatisfactory	0.00%	0
TOTAL		10

Q29 PBIS is used effectively and is improving behavior.

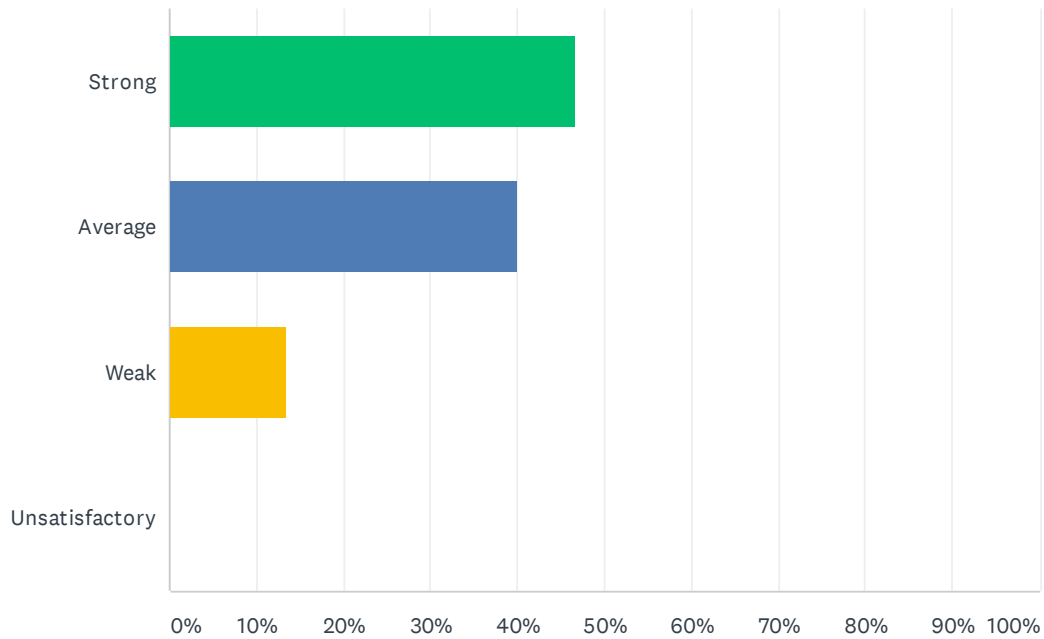
Answered: 15 Skipped: 0



ANSWER CHOICES	RESPONSES	
Strong	26.67%	4
Average	53.33%	8
Weak	13.33%	2
Unsatisfactory	6.67%	1
TOTAL		15

Q30 PBIS and Behavior Intervention Specialists are creating a safer environment at my site.

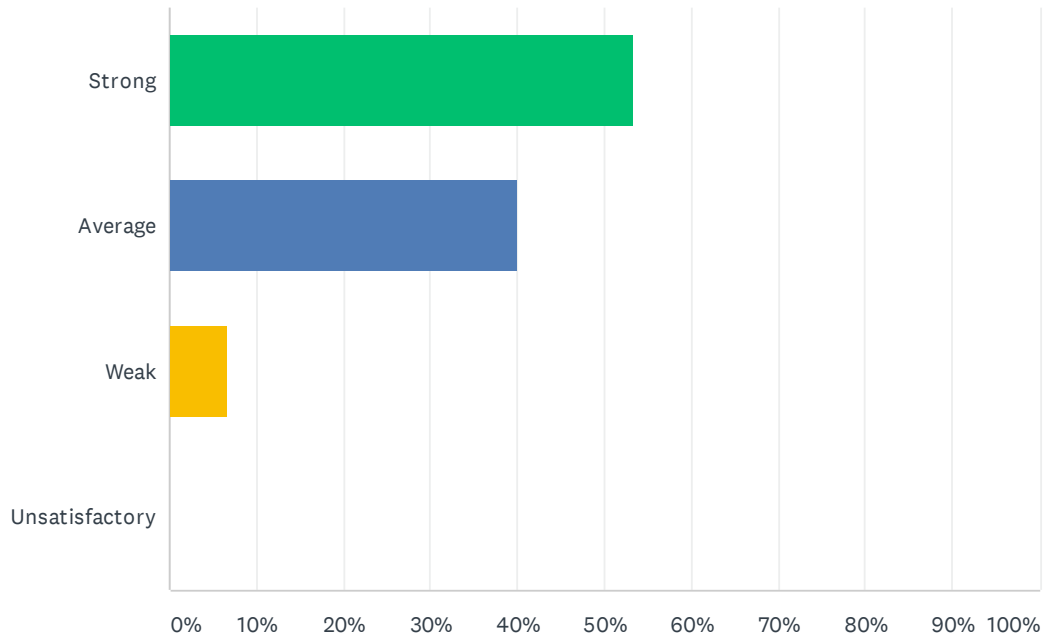
Answered: 15 Skipped: 0



ANSWER CHOICES	RESPONSES	
Strong	46.67%	7
Average	40.00%	6
Weak	13.33%	2
Unsatisfactory	0.00%	0
TOTAL		15

Q31 Staff and students feel safe at my site.

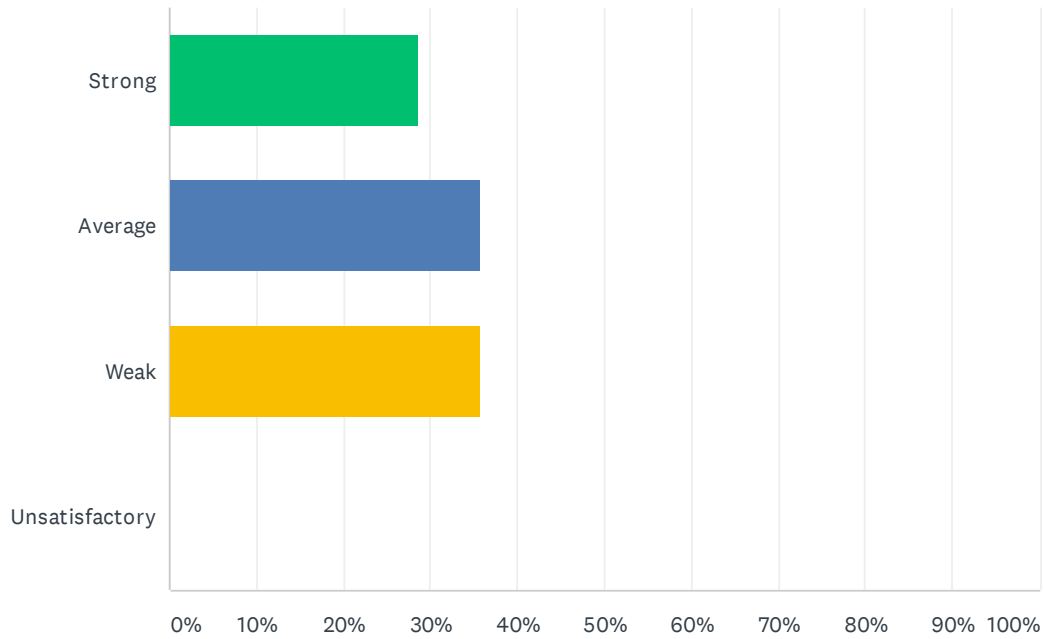
Answered: 15 Skipped: 0



ANSWER CHOICES	RESPONSES	
Strong	53.33%	8
Average	40.00%	6
Weak	6.67%	1
Unsatisfactory	0.00%	0
TOTAL		15

Q32 Discipline is improving at my site and not interfering with learning.

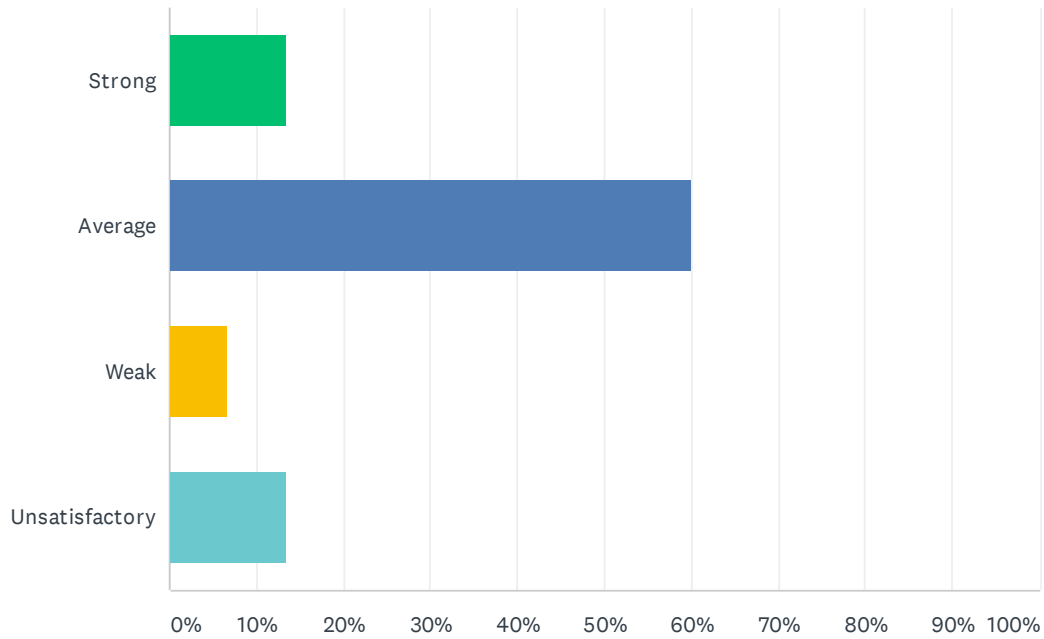
Answered: 14 Skipped: 1



ANSWER CHOICES	RESPONSES	
Strong	28.57%	4
Average	35.71%	5
Weak	35.71%	5
Unsatisfactory	0.00%	0
TOTAL		14

Q33 Positive referrals are an effective tool in improving discipline.

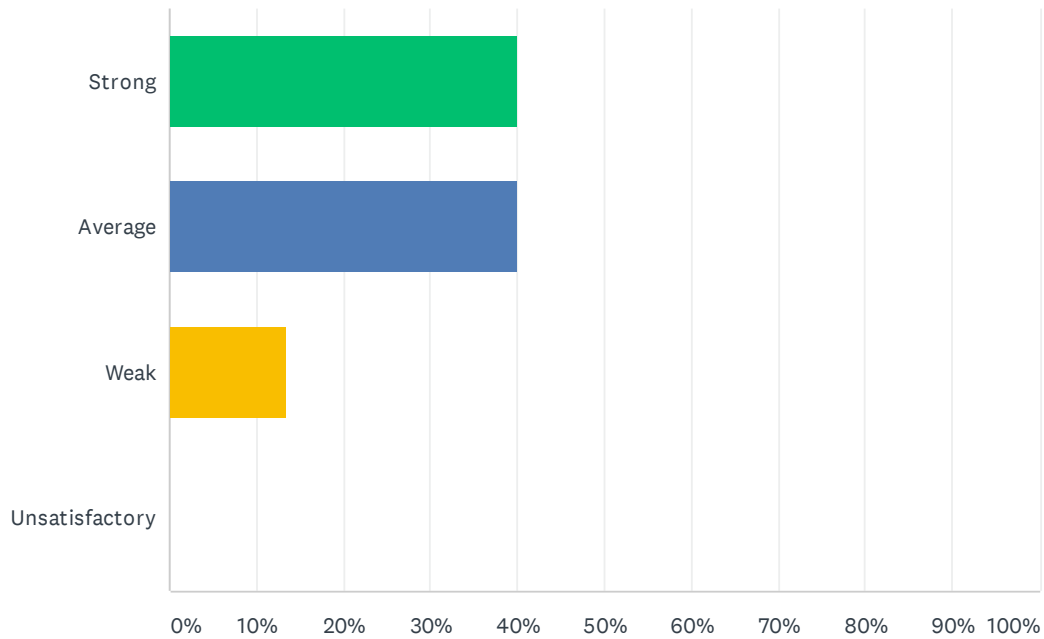
Answered: 15 Skipped: 0



ANSWER CHOICES	RESPONSES	
Strong	13.33%	2
Average	60.00%	9
Weak	6.67%	1
Unsatisfactory	13.33%	2
TOTAL		15

Q34 When ODR's (office disciplinary referral) are written the teacher's word is valued and trusted.

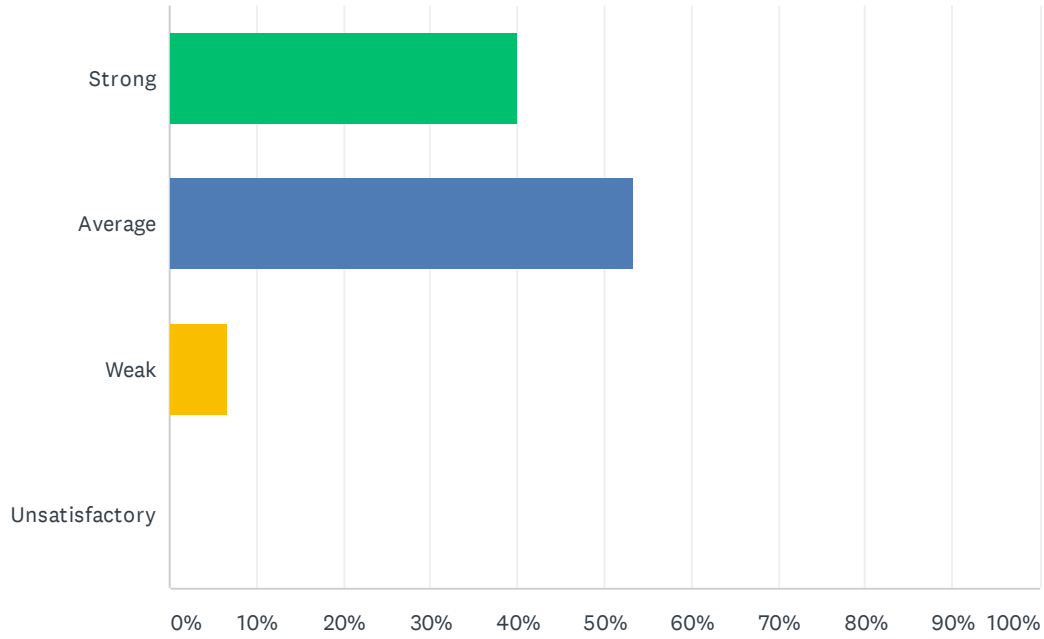
Answered: 15 Skipped: 0



ANSWER CHOICES	RESPONSES	
Strong	40.00%	6
Average	40.00%	6
Weak	13.33%	2
Unsatisfactory	0.00%	0
TOTAL		15

Q35 My site has a positive atmosphere.

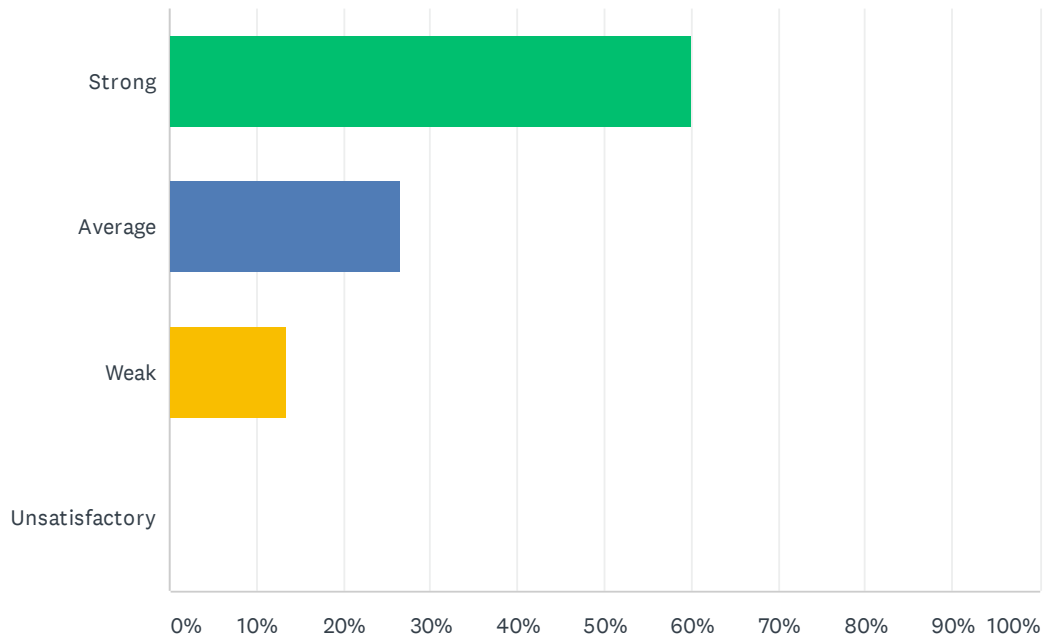
Answered: 15 Skipped: 0



ANSWER CHOICES	RESPONSES	
Strong	40.00%	6
Average	53.33%	8
Weak	6.67%	1
Unsatisfactory	0.00%	0
TOTAL		15

Q36 I would recommend my site to other employees and prospective teachers.

Answered: 15 Skipped: 0



ANSWER CHOICES	RESPONSES	
Strong	60.00%	9
Average	26.67%	4
Weak	13.33%	2
Unsatisfactory	0.00%	0
TOTAL		15