
AS THE WOOD TURNS

July 2016 - Issue number 221

Summer Cookout has been canceled

Next Hands On- July 16, 2016

We invite beginning turners to a learning opportunity at the Hands On for one on one instruction. Spindle or bowl turning techniques will be covered. Please reserve your lathe with Pablo Gazmuri @ pgazmuri@comcast.net

Chain Saw Party - Saturday, July 2nd. at 40 Cedar Street, Dedham, Ma.




Minutes of the June 28, 2016 meeting)

Visitors- Helen Williams & Cathy Snow

Steve announced that there is wood out back from the Arnold Arboretum still available and members should help themselves. The Hands On July 16th at Hank's Shop is in lieu of the summer cook out which has been cancelled.

If anyone has a Duplicator for a Powermatic lathe, please contact Steve Wiseman.

"The Cohasset show was a success", Steve announced. "Our group did \$5904 in net sales. It's the best year we ever had." Thirteen turners participated.

<p>MSSW Officers</p> <p>President- Steve Wiseman (508)-285-9394 stevwsmn@aol.com</p> <p>Vice president Eileen Walker (781)-545-1978 eileenturnswood@gmail.com</p> <p>Treasurer John Duggan (508)-583-7930 john.duggan06@comcast.net</p> <p>Secretary Tim Rix (617)-259-5618 rix.tim@gmail.com</p> <p>Librarian Lenny Mandeville (508)-586-7679 manleo@comcast.net</p> <p>Webmaster Eileen Walker (781)-545-1978 eileenturnswood@gmail.com</p>		<p>Next Meeting</p> <p>Tuesday, July 26 2016 - at Hank's dust bowl at 409 Washington St., Abington, MA at 7 pm</p> <p>Refreshments –by John Shooshan</p> <p>Demo – Steve will do a natural edge bowl.</p>
--	---	---

Ken Lindgren mentioned that there were a lot of empty spaces but our booth stayed busy and had a significant number of repeat visitors.

However there will be changes for next year as there was way too much on display according to Steve. We calculated that we had 180 s/f of display space including shelves. So next year the space will be divided up among those who plan to participate and rented out. Everyone gets the same space to use however they wish.

Steve continued by saying that the AAW Symposium was great and that there was an emphasis on Women In Turning. Steve said that everyone should belong to the AAW. Steve said that he encourages women to join. "We need to treat women as women not as woodturners."

Bob Allen said that with regard to women in turning, we have a life member who went from here and serves on the AAW's Board of Members, Jean Le Guin. Other members include professional turners Beth Ireland and Janet Collins.

Tim said that "-A month ago the AAW had a 60 day free membership (It's \$58.00 a year to join including the print magazine). All back issues are currently available online. The AAW also has "Turning Fundamentals" on their website.

John announced that there is \$2500 in the club treasury.

Lenny M. said that the club has 2 new DVDs by Cindy Drozda on finials. Other videos are on order.

Peter Soltz announced that the Home for Little Wanderers netted \$925 helped by six donated pieces. He also said that he is moving his shop and he has some wall cabinets and maybe a workbench so those interested should get in touch with him.

Wayne Miller spoke up and said that registrations for the Segmented Symposium are trickling in. "We will need volunteers." So see Wayne if you are interested.

Herb Eisner has a Delta lathe for sale for \$300.

Dan Manley announced that Bad Dog Burl has been sold so the trip is off to buy burl. However, it may be rescheduled with the new owner in Connecticut.

Bernie Feinerman announced that July 10th will be an all day demo in Connecticut. Pat Johnson from Australia will be demonstrating.

Demonstration

Lenny Mandeville, Ron Reynolds, Wayne Miller, Charlie McCarthy, Wally Kemp, Nigel Howe, Mike Veno, Ben Natale, and Steve Wiseman showed and explained some of the useful jigs they used.



Lenny Mandeville showed his segmenting sled and lathe drum sander jig. He got information on how to build them from Stephen Ogle's Youtube video's – (example is : <https://www.youtube.com/watch?v=-XWzyLe6bsQ>)




Ron Reynolds showed a sled for use with his Bandsaw which he uses to cut thin pieces with.



Charlie McCarthy holds a hammer constructed from a pipe fitting attached to a handle that he uses to pound a four prong spur drive into a blank without damaging the spur drive.



Wayne Miller showed us his wave box. The cut in the bowl is made by using swivels to set the radius to allow for the curve of for straight cuts. You bend the wood after steaming in the microwave. Then the steamed wood can be glued to the form.



Wayne also showed his version of a John Beaver Wave bowl. His is a segmented wave box turned from Mesquite with a one eighth thick acrylic band. The plastic is harder than the wood to turn.

John Beaver's website is http://johnbeaver.net/John_Beaver_Woodturning/Wood_Turning.html

More information about John Beaver's wave bowl construction can be found in Woodturning club reports such as : Carolina Mountain Woodturners in April 2015 : <http://carolinamountainwoodturners.org/articles/508>



You are looking at two views of Wally's sandwich chuck that adjusts to hold spheres for being hollowed out. The middle picture also shows the "steady rest that Wally made to support the weight of the sandwich chuck.


Nigel holds a measuring device he welded together to use for determining the thickness of a deep hollow form, or other closed vessel, when hollowing out the inside



Mike Veno showed us his specially made clamps for holding two pieces of wood together when glued for drying. If you have several same thickness pieces, this is a real time saver.

Steve holds a steady rest he purchased for use on his Powermatic.

Steve's Steady Rest is made by Carter and can be mounted on the ways without removing the tailstock. Not inexpensive, but very adaptable. <http://www.carterproducts.com/lathe-parts-accessories/multirest-lathe-riser-blocks>



Ben had a large burl to hollow so he went to see Wally and copied this toolrest to hold his hollowing tool ala Jamison style. Ben made a routing jig (3rd picture) to cut grooves lengthwise on a vase as seen in the photo that he holds (second from the left). The 4th picture shows his Dremel and routing jig that he used. The Dremel router traveled in the metal groove shown in the 3rd picture.

Show and Tell



Pens turned from Acrylic by Lenny Mandeville



Charlie McCarthy turned this Rude Osolnik inspired candlestick holder in Ash. He sandblasted it, then saw Pablo doing some ebonizing which he incorporated into the outside and finished by using coats of semi gloss lacquer on the outside and gloss on the inside



Ken L. showed us a colored White Pine bowl with a mound in the middle with coffee grounds used to hide the cracks and cover the pith. He finished it with clear coat epoxy. "Color sells!" Ken said, "Find a finish you like and stick with it".



Nigel turned a Red Oak crotch hollow form with voids on the sides



Lenny Langevin showed us an interesting Trivet turned and made into the shape of a ship's wheel. Pictured next to it are two scoops turned for his daughter which he said are more comfortable to use with a longer handle. He turned them and cut out the shape of the scoop on a bandsaw. Tiger Maple handle on the left, Walnut handle on the right.



Fred Johnson showed us two boxes, a bullet box on the left and flat topped box with a hole in the center both from Maple.



Andy had a nice piece of Maple burl obtained from a trip to Woodcraft. He turned it into an eighth of an inch thick bowl which he finished with four coats of Waterlox as seen in the first two photos. On the right pictured is a square shaped platter turned from inch and a half pieces glued together of various scrap wood which he first cut square and then turned at a high speed. Andy turned the back first (cut in an inch then take off the inner surface then cut in another inch, etc.) sand each section as you go.



Tim has a bowl which had a crack. He hollowed it out but the crack was still there. Nice figured Maple.



Steve showed us a natural edge bowl (Apple?) in which he glued a disc with his name obtained from a fellow in Georgia who makes them up to order.



Upcoming Events

Summerfest in Brockton - Saturday, August 20th - at the Brockton High School from 10:00 am - 4:00 pm. We will turn tops and have a tables for sales.

September 17th & 18th Corn Festival 10 - 4:00 both days at the South Shore Natural Science Center

October 15- Farm Day in Marshfield - at the Daniel Webster Wildlife Sanctuary at the end of Winslow Cemetary Road. Set up 7:30-9:30 am (rain date is October 22nd.)

October 21st - 23rd - Arnold Arboretum -. We will again be participating with the Central New England Woodturners and the Association of Revolutionary Woodturners (ART).

5th AAW National Segmented Symposium - October 27-30, 2016 at the Boston Marriott Quincy. Check out http://www.segmentedwoodturners.org/symposium/2016_oct_symposium.pdf (9 page brochure) for more information about demonstrators, rotations, lodging, etc.

Items For sale at the Club store : – contact Ron Reynolds at reynoldsrn@comcast.net

CA GLUE; THIN, MEDIUM and THICK All are the SAME PRICE

2 Ounce \$4.00, 2 Ounce rubberized \$5.00, 8 Ounce \$12.00, 16 Ounce \$21.00
 2 Ounce Accelerator Spray Bottle \$3.00, 8 Ounce Accelerator Refill \$5.00, 2 Ounce Debonder \$3.00
 \$.50, Long nozzles –package \$.75, 2 Ounce empty bottles \$.75, 2 Ounce replacement caps
Epoxy 4 Ounce \$5.00 **ANCHORSEAL** - 2 Liter \$15.00, 1 Liter \$8.00, ½ Liter \$4.00 **HATS** - \$15.00
SANDING DISCS; 80 THROUGH 320 GRIT - 2" \$2.50, 3" \$3.50
 1" Disc Holder \$7.50, 2" Disc Holder \$8.50, 3" Disc Holder \$10.00 2" Blue Disc Holder \$12.00,
 3" Blue Disc Holder \$14.00 ½" Soft Pad Extension \$2.50, Hand Held Disc Holder \$11.00
 Bottle Stoppers \$3.00, Bottle Stopper Chuck \$5.00
 Tee Shirts \$16.00 \$2.00 More for 2X and larger Polo Shirts \$27.00 \$2.00 More for 2X and larger

Lathes and accessories

Free –
 See
 Lenny
 Mandeville



MT1 arbor



MT1 ?Jacobs Chuck adapter?

Delta midi lathe #46-460. It has a 12 inch throw, the bed is 24" long. It has a knee on/off switch. Purchased new in 2010. Asking \$300. Call Herb Eisner at 781-917-7730 (Amazon sells Delta 46-460 for \$770)

Bob Scott (vintagehomesbuilding@verizon.net) "home made" lathe built from Rockwell lathe parts.

Asking \$450 or best offer.



The lathe has a 4" steel frame bed, an 11" swing, and there is 6'3" between centers. It is powered by a 3 phase 1 1/2 hp. motor with a jack shaft.



Back of Headstock showing motor and jack shaft



Tailstock

Powermatic 90 Lathe for sale, price reduced

Contact: Tom Holland (781) 934-6194 - was \$1,175. reduced to \$1,075 or \$900 without the VFD.

Powermatic 90 wood lathe. Very good cond. Disassembled and cleaned and painted in 10/13. New bearings in motor and headstock. Complete. I also have the very heavy Powermatic outboard tool rest for sale too. Included is a new TECO VFD unit in the purchase. This allows single phase power to run 3 phase machines. If a club member should buy it I will donate \$50 to the club.



Jim Silva jim@nantucket-turnings.com (508)525-9348 Nova DVR-XP Asking \$1200.00 firm
 To make room I need to part with my Nova DVR-XP. Lathe is used but never abused. Comes with spur drive, live center, 12" rest, curved rest, knock-out bar, wooden stand (heavy duty, oak. has drawer, cubby hole, and ballast box. Also comes with articulated arm for dust collector. Have all paperwork. Pick up only. Located in West Wareham. Can provide other details upon request.



Assorted hand tools - contact Jeyna Toure 508-942-0777 - wishing4wind@deame.com

"I want to sell the whole lot. I'm not setting a price but asking for offers".



Boxed set of X-acto knives



Set of Allen wrenches



3 drill bits



Gates Belt length finder



Punches: 20 - 3/32", 1 - 1/16", 6 - 1/8", 2 - 1/32", 20 - random punches



4 compass tools



12 flathead screwdrivers, 1 Phillips, 5 misc. tools



46 wrenches and other tools

Wayne Miller Tool Sale, June 2016									
Manufacturer	Description	P/N	Retail	Sale	Vendor	Notes	Quantity		
Penn State	3 Bead Tool	unknown	\$25.00	\$15.00	Penn State		1		
Penn State	2 Bead Tool	unknown	\$25.00	\$15.00	Penn State		1		
Sorby	1/8" Parting	102-754	\$42.25	\$25.00	Craft Supply		1		
Sorby	Ring Tool Set	835859	\$83.00	\$50.00	Woodcraft		1		
Sorby	Straight Hollower	104-700	\$78.80	\$45.00	Craft Supply	bead & cove & extra cutters	1		
Sorby	Square Scraper 3/4"	823H	\$64.00	\$35.00	Rockler		1		
Sorby	Bowl Scraper 1 1/2"	8008LH	\$132.00	\$80.00	Woodcraft		1		
Sorby	Sharpening Tool Holder	472	\$16.00	\$10.00	Woodcraft		1		
Crown Pro-PM	Diamond Parting		\$80.00	\$45.00	Woodcraft		1		
Crown Pro-PM	Skew		\$62.00	\$35.00	Packard		1		
Easy Wood	Parting Tool	PT125	\$100.00	\$70.00	Easy Wood	No Handle	1		
Easy Wood	Pro Easy Finisher	C10	\$140.00	\$80.00	Easy Wood	Custom Handle	1		
Easy Wood	Mid Easy finisher	C13	\$120.00	\$70.00	Easy Wood	Custom Handle	1		
Thompson	1/8 Parting	12 parting	\$55.00	\$45.00	Thompson	No Handle, New	1		
John Jordan	Shear Scraper		\$75.00	\$45.00	Jordan	New	1		
Rockler	Duct Fittings, Plastic		\$40.00	\$15.00	Rockler		10		
Tompkins	Gage'1		\$70.00	\$40.00	Packard		1		
Long Ranger III	Remote Dust Collector Switch	LRI-110-3	\$105.00	\$60.00	PSI	3 Aluminum switched gates	1		
Easy Wood	4" Face Plate, 1"-8 aluminum	F440	\$33.00	\$20.00	Easy Wood		2		
No Name	4" Face Plate, 1"-8 steel		\$25.00	\$15.00	No Name		5		
Nova	1"-8 Chuck insert		\$22.00	\$10.00	Woodcraft		3		
Precision Machine	Screw Chuck 1"-8		\$46.00	\$15.00	Craft Supply		1		
Precision Machine	Faceplate Center		\$21.00	\$10.00	Craft Supply		1		
Beall Tool	Spindle Tap 1"-8		\$19.00	\$10.00	Beall		1		
Easy Wood	3.5" Faceplate, 1 1/4-8, aluminum	F635	\$30.00	\$15.00	Woodcraft		2		
Black & Decker	Workmate	425	\$75.00	\$35.00	Online		1		
Lindsay	Sphere Jig	12"	\$269.00	\$150.00	Lindsay/lathe		1		
Rikon	Dust Collector	63-100	\$179.00	\$100.00	Woodcraft		1		
RJR Studios	SandFile		\$1,200.00	\$650.00	RJR		1		
Woodtek	20" Disk Sander	923-803	\$1,800.00	\$12.00	Woodtek	220 V, Save hundreds in freight	1		