

Scope of Work

The project consist of finishing a bonus room and renovation of an adjoining bathroom.

No exterior modifications are included and no structural work is necessary.

Work consist of Insulation, Gypsum board, Finishes, minor plumbing, electrical and duct modification.

Location Address: 818 BRIARSTONE LN
Parcel ID: 153IB02801
Parcel Type: NORMAL
District: FW
Ward:
City Block:
Subdivision: BRIARSTONE SUBDIVISION PHASE 1
Rec. Acreage: 0
Calc. Acreage:
Recorded Plat: 20150713-0002657
Recorded Deed: 20200402-0065722
Deed Type: Deed:Full Coven
Sale Date: 3/27/2020
Tax Levy: KNOX COUNTY

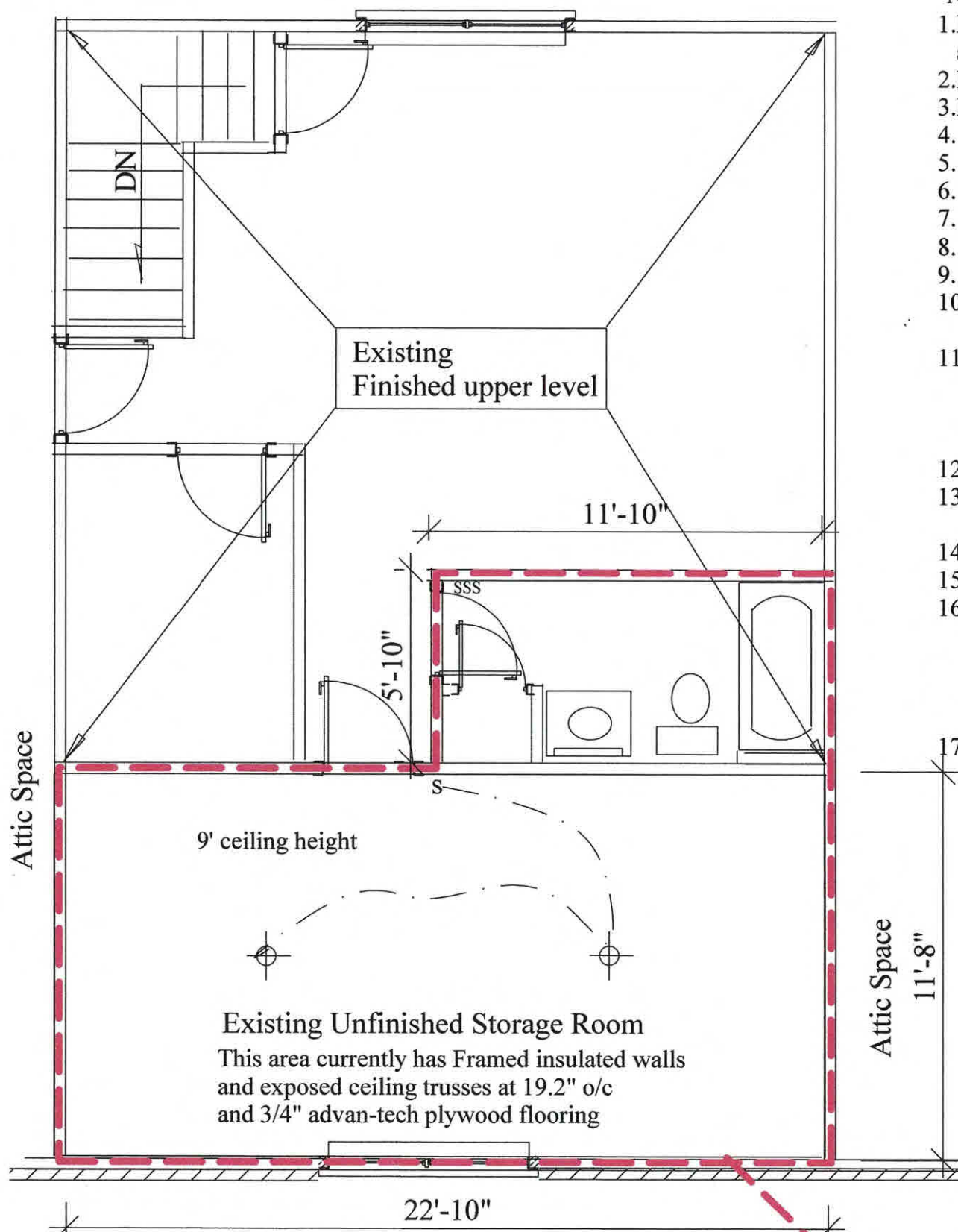
Bonus Room Finish

818 Briarstone Dr. Farragut, TN 37934

Contractor: Rick Harbin
Construction Development Services
7615 Rio Grande Dr.
Powell, TN 37849
(865)755-2346
harbin.cds@comcast.net
Lis No : 46229

Owner: Ruth Matias
818 Briarstone Dr.
Farragut TN 37934
(719) 761-5195

Plans prepared : Dec 4 2020

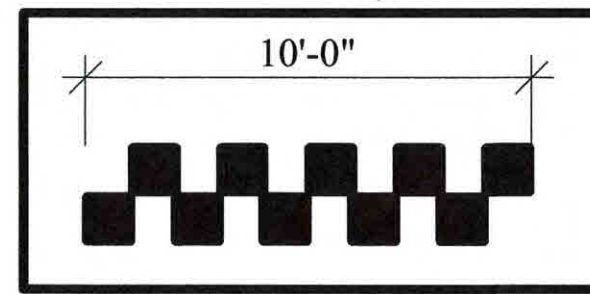


Existing Top Level

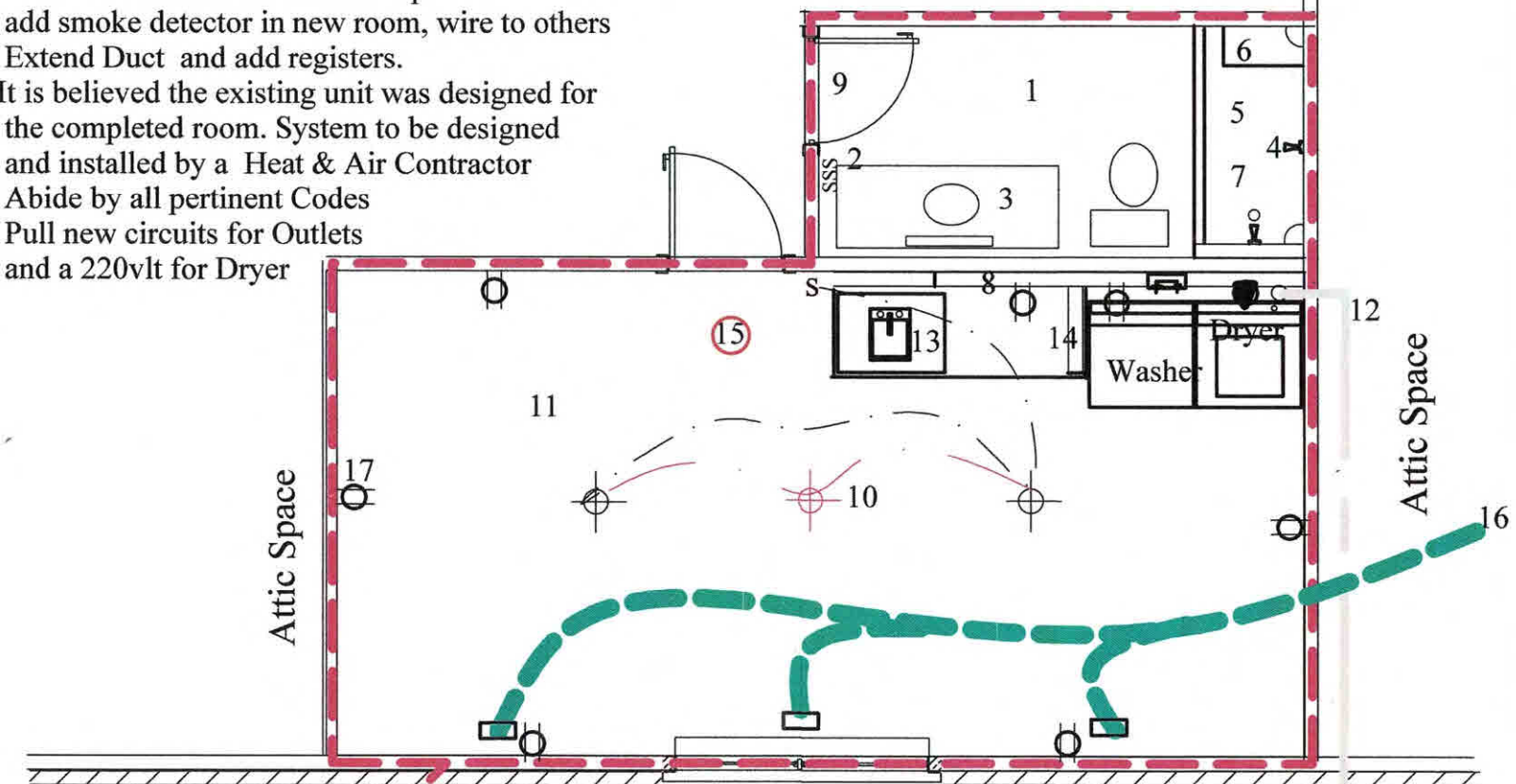
NOTES

1. Remove Floor Tile, Tub, Vanity and Linen Closet, patch as necessary
2. Relocate Light Switches other side of door.
3. Install new 60" vanity.
4. Add wand on back wall of shower
5. New Tile Shower
6. New built in seat with tile.
7. New shower hardware
8. Frame wall to accommodate new plumbing.
9. Install new door with different swing
10. Change existing (2) light fixtures and add one to 2x4 LED fixtures
11. Existing walls are framed and insulated Insulate ceiling and install drywall on walls and ceiling,, provide wood base and paint
12. Install thin wall dryer vent to the exterior
13. Install cabinet from bath, installing new sink and counter top
14. Knee wall under new counter top
15. add smoke detector in new room, wire to others
16. Extend Duct and add registers.
17. Pull new circuits for Outlets and a 220vlt for Dryer

It is believed the existing unit was designed for the completed room. System to be designed and installed by a Heat & Air Contractor Abide by all pertinent Codes

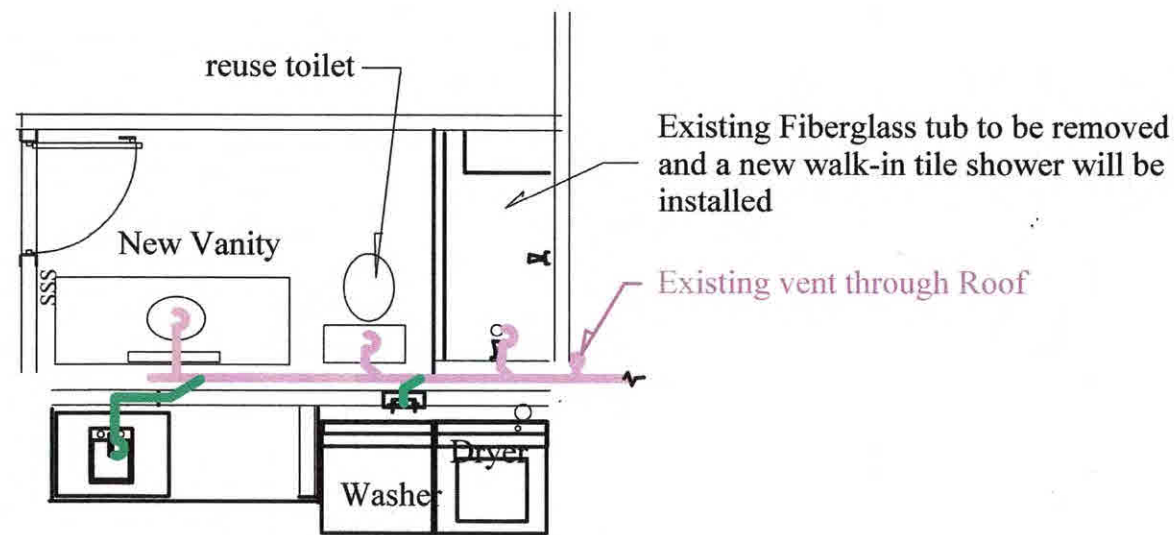


Existing Finished upper level



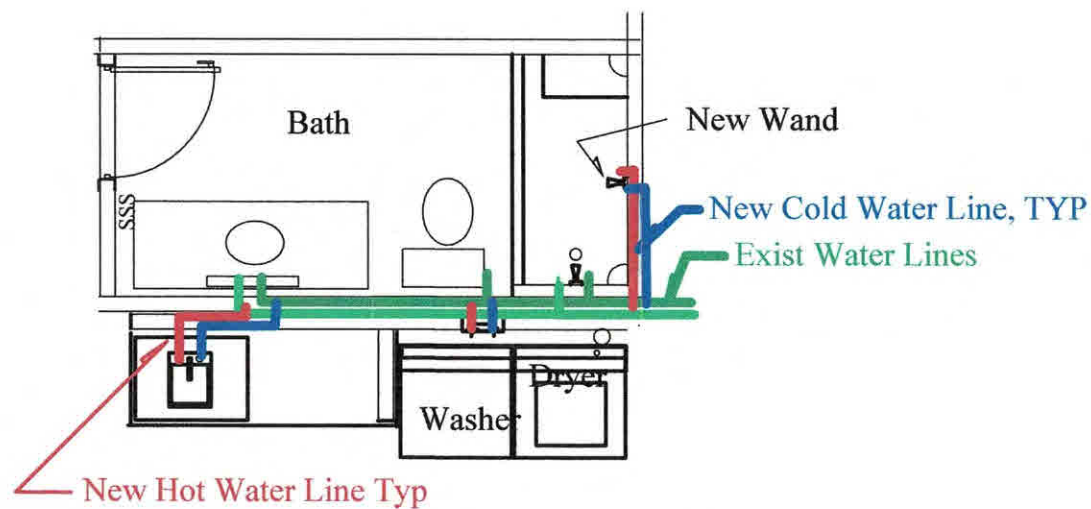
Proposed Top Level Modifications

Plans prepared : Dec 4 2020



Plumbing drain System

1. All water lines are to be Pex 1/2" with manufacture approved fittings
2. All drainage pipe to be schedule 40 PVC.
3. Follow all Plumbing Codes as listed in the 2018 IRC. The system must be tested and inspected per the local building authority.
4. Install Pex per the DESIGN GUIDE for Pex Water Systems
5. Provide cut off valves under sinks and at the Toilet.
6. Provide a washer connection kit to accommodate easy washer hook up.
- 7.



Water Supply System

Plans prepared : Dec 4 2020