

Fly of the Month TOP WATER JERK BAIT

This fly can be tied as a top water or submerged fly by adjusting the foam body. As a top water, retrieve action can be used to create a “walk the dog” action as used in bass fishing. Enjoy

MATERIALS:

HOOK: GAMAKATSU B10S #2

SENYO 20LB TRAILER

WIRE

2MM CRAFT FOAM 3/16” WIDE CRINOLINE TUBING WHITE

SNAP RING

TRAILER HOOK: B10S \$4-#6

OLIVE THREAD 140d


INSTRUCTIONS:



1. Start thread mid shank to hook bend. Tie in doubled trailer wire, extend 1-1/2 X hook shank. Extend past hook eye & fold tag end back & secure.


thread down shank & make two more tie downs. Return thread to eye & whip finish. Make sure to leave room at eye. Remove fly from vice.

2. Foam strip length double & cut to half hook shank length. Secure at wire hump, top of hook. Advance



3. Singe tubing ends, thread hook down tube like you are threading a rubber worm. Now thread foam down tube. Return fly to vice. Extend tube just past eye & trim. Reattach thread and whip finish.


4. Turn fly around in vice, extend tube +/- 1/4” past trailer wire & trim. Squeeze tube, singe ends & hold until tube cools.



5. Release tube, wire should extend just past end of tubing. Attach split ring.



6. Now dress trailer hook with your choice of materials and colors.



7. Attach trailer hook to split ring. You can make different trailers to adjust to conditions.

Pat Murphy