



# FWDP Newsletter

Volume 33 Issue 3 March 2018

**Fort Worth Decorative Painters is a Chapter  
of the Society of Decorative Painters  
Celebrating 33 Years**



Many thanks to LaRue for teaching the Glittery Tree ornament last month and for bringing guests. It was good to have both of your daughters painting with our group and to see former member Theresa again!


Nancy has a great project planned for us this month. The Grade A Chickens are adorable! I enjoyed seeing the pictures showing the design on various surfaces to inspire us!

Dusti will bring a few boxes of painting books from the chapter's library this month that will be available for purchase. You set the price, whatever you think is fair. All proceeds benefit the chapter. Lots of treasures in there can be yours!

The VFW's fish fry is Saturday, March 24. We will have a group table of painters and plan to be there at 5:00. Cost is \$12 for all you can eat or take out. Address is 3409 CR 920, Crowley.

It looks like Spring is trying to break through. After our torrential rains, daffodils are blooming and trees are starting to bud out. I hope you'll have a chance to get out and enjoy the warmer days and be inspired to paint something new!

Sharlene



Meeting is March 19, 2018

5:00 Board Meeting 6:00 Social 6:30 Meeting


Remember to wear  
your nametag to  
meetings

FWDP supports the Society of Decorative Painters. Dues are \$60/year. You must be a member of SDP to belong to FWP.  
Visit the website at: [www.decorativepainters.org](http://www.decorativepainters.org)

## Sunshine—

Sunshine - Suzane Godley

I will be your sunshine representative for 2018. Mailing out cards is the focus for this position. Members will receive a birthday card. If you hear of a member that needs a get well or sympathy card, please call or send me an email as soon as you can. Timeliness is a key factor. Thank you!



## Treasurer's Report—Louise Smith

Treasury report as of March 2nd 2018 is  
 checking account \$3,927.40  
 Savings account \$3,711.16  
 Total assets \$7,638.56

### IMPORTANT—PLEASE READ

To allow all our members to paint at each meeting the board has set the following policy.

A short time will be set aside for members to make any payments to the chapter.

Please don't pay the chairmen during the meeting or paint-in.

## Items for Newsletter

If you bring a homemade food item to the meeting, please share it.....bring me a copy or send by email so I can put it in the newsletter. Also if you attend seminars, classes etc. please sent pho-

## Monthly Raffles



Thank you to Sharlene , LaRue, Dusti, Louise and Pam for supplying raffle items in February.

March volunteers for raffle items are: Peggy, Nancy, Mary Helen, Dusti and Louise.

**Thank you for supplying such wonderful items.**

**Everyone, remember you may bring a raffle item to any meeting. They are always appreciated.**

## Memory Boxes—Judy Wallis



## Janie Wood and Pam Martinez

If someone tells you that you have enough art supplies and you don't need anymore, stop talking to them. You don't need that kind of negativity in your life.

## HOSPITALITY - Armida Guzman



Thank you to the members that furnished goodies for our meeting, they were delicious. If you were unable to bring something, you can always bring the following month. Those who volunteered to bring something for our March meeting are as follows:

Main dish: LaRue Hughes and Peggy Thomas

Side dish: Vickie Joines and Louise Smith

Desert: Yvonne Lowrie and Nancy Genetti.

A thank you in advance.

Armida

## 2018 Board

### Elected Officers:

President: Sharlene King  
 Vice/Program/Pres. Elect: Nancy Genetti  
 Vice/Membership/Directory: Judy Wallis  
 Secretary/Newsletter: Peggy Thomas  
 Treasurer: Louise Smith

### Committees:

Christmas Party:  
 Hospitality/Table Attendant: Armida Guzman  
 Monthly Raffle: Janie Wood and Pam Martinez  
 Website/Publicity: Suzane Godley  
 Parliamentarian: Yvonne Lowrie  
 Saturday Specials: Dusti Dancer  
 Seminars: Nancy Genetti  
 Sunshine/Birthdays: Suzane Godley  
 Memory Boxes: Judy Wallis



## Programs - Nancy Genetti

Thank you so much LaRue for the wonderful Christmas Ornament class, fun, fast and pretty! It is always a delight when you teach. And thank you for bringing your guests.

I will have a few bottles of the Silver Craft Twinkles at the meeting for those that did not get them or would like another.. They are \$2.00 per bottle.

I will be teaching "Funky Chickens" in March. The pattern is adaptable to many surfaces (see some examples elsewhere in newsletter). It does take many colors and if you don't have them all we can share or you can substitute similar colors or ones you like.

We have a sneak peak at the April project in this newsletter also. We are trying to give you information a newsletter ahead so you have more time to collect your supplies. We will be doing cute jar lid with Dusti.



## Seminars—Nancy Genetti

If you have any suggestions for seminar teachers, please let Nancy know. If we want to have a seminar next year we will need to get it booked quickly.

## 2018 Meeting Projects

January Meeting – Beth – Snow globe continuation



February Meeting – LaRue - Christmas Tree Tag



March Meeting – Nancy – Grade A Chicks



April Meeting – Dusti – Snowman Lid



May Meeting – Sharlene – Rocks of Kindness


September Meeting – Dusti – Make It Take It



October Meeting – Louise – Chicken Plate



November Meeting – Nancy – HO HO HO Barrel Stave Santa



## Minutes—February 19, 2018

The Chapter meeting of the Fort Worth Decorative Painters was called to order at 6:33 p.m. February 19, 2018 at the Fort Worth Botanic Garden meeting room. A quorum was present. King served as Chairman and Thomas served as recording secretary.

**President – Sharlene King** Reminder money at meetings to be turned in at end of meeting. Envelopes for cash.

**Secretary – Peggy Thomas** The minutes of the previous meeting were to stand as written.

**Treasurer Report – Louise Smith** Reported by Sharlene King in Louise's absence. The checking account has a balance of \$3,796.40 and a savings account balance of \$3711.03 for a total of \$7,507.43. The proposed 2018 Budget was in the February Newsletter. Motion to accept the budget proposal as written was made by Yvonne Lowrie and was seconded by Dusti Dancer.

Dusti will be bringing in books, disks and an easel from the FWDP library. Funds from the sale will go to the Chapter.

**Programs – Nancy Genetti** LaRue will be teaching the project for tonight. Anyone wanting to purchase the Glitter Writer Paint see Nancy. Cost is \$2.00. Nancy will be posting the projects in the Newsletter two months ahead to give members ample time for preparation.

**Newsletter – Nancy Genetti** Deadline for the Newsletter is next weekend (Friday, March 2, 2018).

**Seminars – Nancy Genetti** If anyone has any suggestions, let her know.

**Hospitality – Armida Guzman** We still have a lot of blank spots on the sign-up list. November just has desserts.

**Raffle – Pam Martinez and Janie Wood**

**Specials – Dusti Dancer** The UFO Paint Day held in February was a success. 10 members painted on unfinished projects. Some finishing more than one project. It was a fun day.

Nancy and Armida will get with Dusti to decide on dates for their two Saturday Specials. It was suggested that we have two more UFO days during the summer months.

The meeting was adjourned at 7:03 p.m.

Respectfully submitted,  
Peggy Thomas, Secretary

## Sneak Peek—April Meeting Project

Catch a Falling Star  
By Barb Jones

DecoArt Paints:

Uniform Blue	Deep Burgundy
Tangelo	Espresso
Tomato Red	Lamp Black

Brushes:

#2 Flat, #10 Flat, Fine Liner or Script Liner, 3/4" Flat for base coating

Other Supplies:

Rust-Oleum Texture Spray Paint (optional if you want texture)  
Cord or Ribbon for Ornament  
White Graphite  
Regular Painting Supplies

Prep before meeting:

Base coat with Uniform Blue (over texture paint if used)  
Sand lightly if needed  
Transfer Pattern  
Base coat Snowman with Buttermilk

I will have a pattern at the March meeting.

Dusti





Please basecoat the chickens before class, if you have time. If not, plan on working on just one or two chickens.

After base coating surface black, stencil chicken wire on the entire surface with Marigold. Trace your pattern and base coat as follows:

Lettering: Whispering Turquoise

Chickens from Left to Right—Mulberry, Wasabi, Coral Blush, Whispering Turquoise, and Purple wave.

Combs and waddles—Country Red

Feet and beaks—Marigold

## Broccoli Cranberry Salad—From Sharlene

### Ingredients

- 6 strips bacon, cooked & crumbled
- 1 cup mayonnaise
- 1/4 cup white sugar
- 2 tablespoons red wine vinegar
- 3 heads broccoli, finely chopped
- 1/2 cup chopped red onion
- 1/3 cup sunflower kernels
- 1/4 cup dried cranberries

### Directions

1. whisk mayonnaise, vinegar, and sugar in a bowl; refrigerate until ready to combine with salad.
2. Combine broccoli, onion, bacon, sunflower seeds, and cranberries in a large bowl. Drizzle mayonnaise dressing over broccoli mixture; toss to coat.
3. Refrigerate 1 hour.



# MARCH PROGRAM

## Grade A Chicks

Design by Deb Antonick Taught by Nancy Genetti

Surface and supplies:

Door Crown - 16 ½" x 6 ¼" Or surface of choice – Round plate, bread board, tea pot

Sealer

Chicken Wire Stencil – for background


Opt: small check stencil and polka dot stencil (various sizes of polka dots)


Deco Art Americana Paints: (If you don't have all these colors, we can share or substitute what you have and colors you like.)

Black	Napa Red
Black Green	Peaches and Cream
Black Plum	Prussian Blue
Burnt Sienna	Purple Cow
Coral Blush	Purple Wave
Country Red	Soft Blue
Dioxazine Purple	Traditional Raw Sienna
Evergreen	Vivid Violet
Grape Juice	Wasabi
Green Tea	Wedgewood Blue
Light Buttermilk	Whispering Turquoise
Marigold	Opt.
Moon Yellow	Neon blue Glamour Dust
Mulberry	Neon Pink Glamour Dust

Prep:

Sand and seal surface. Paint black. Stencil chicken wire on entire surface in Marigold. Trace pattern on surface.





Examples of other ways the chickens may be placed on a surface.



# February Meeting







## SDP Corner

Society of Decorative Painters



Be sure to read the proposed by-law changes. Contact SDP if you have any questions. Don't forget to mail in your ballot for the officers and board members. Unfortunately you cannot vote on by-law changes unless at the annual meeting in person. If passed, some of the changes will permit electronic voting in the future.

Check out SDP's new Website—same address

If you know someone that wants to learn to paint the Is a new program with SDP "Make With Paint". Simple projects for new painters on line. Check it out so you can tell someone that is interested in learning what they can do.

The Society of Decorative Painters presents



## Out and About



Nancy attended the Las Vegas Convention—painted 7 projects in 8 days—here are just two painted with Robert Warren.



Oklahoma City Painting Palooza  
Yuletide Treasures  
October 22-27, 2018



**Veterans of Foreign Wars  
Tri-Cities Post 6872 & Auxiliary**

# FISH FRY

All the fish, fries, hush puppies, cole slaw, beans, dessert and tea & coffee you can eat.


***Proceeds benefit local veterans***

**5 to 8pm, Sat. March 24**

3409 CR 920  
Two blocks east  
of FM 1902

Adult & takeout...\$12  
12 and under...\$5

Proud to Serve  
**American**  
premium - farm raised  
**Catfish**



**Military, Law Enforcement & Firefighters IN UNIFORM eat free**

## Fort Worth Decorative Painters

Nancy Genetti  
Newsletter Editor  
117 Eton Drive  
Richardson, TX 75080

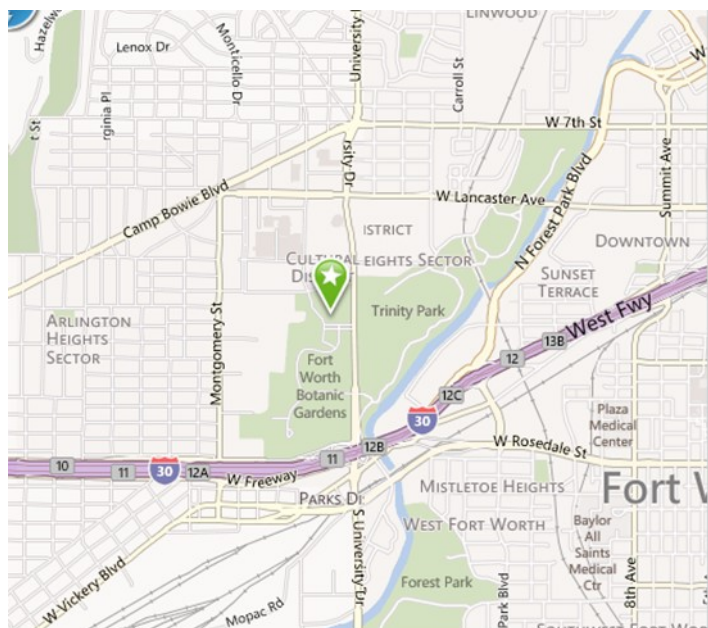
### Facebook:

Fort Worth Decorative Painters (FWDP)

[www.fwdecorativepainters.com](http://www.fwdecorativepainters.com)



Next Newsletter Deadline April 20, 2018



**FWDP Meets the Third Monday of February, March, April, May, September, October & November.**

**January Meeting 4th Monday and the Christmas Party 2nd Monday in December.**

**At the**

**Botanical Gardens  
3220 Botanic Garden Blvd.  
Fort Worth, TX 76107**

### 2018 Dates to Remember

January 10 Transitional Board meeting

January 22—Regular meeting, Board Meeting—Program: Beth, continuation of Snow globe from November project

February 3—Saturday Special—UFO Day

February 19—Regular Meeting, Board Meeting—Program: LaRue, Christmas Tree tag

March 19—Regular Meeting, Board Meeting—Program: Nancy, Grade A Chicks

April 16—Regular Meeting, Board Meeting—Program: Dusti—Snowman Lid

May 21—Regular Meeting, Board Meeting—Program: Sharlene—Rock Kindness

September 17—Regular Meeting, Board Meeting—Program: Dusti—Make It Take It Pumpkin Lid

October 15—Regular Meeting, Board Meeting—Program: Louise, chicken plate

November 19—Regular Meeting, Board Meeting—Program: Nancy, Santa Barrel Stave

December 10—Christmas Party

Saturday Specials Dates to be announced