



# PRECISION EXAMS

Ave. High School Graduation Rate:  
concentrating in CTE = 90%  
Overall = 75%

**+15%**

U.S. Department of Education

<https://www.actonline.org/WorkArea/DownloadAsset.aspx?id=1909>

Ave. Postsecondary Education Rate:  
concentrating in CTE = 70%  
overall = 58%


**+12%**

U.S. Department of Education

<http://www2.ed.gov/about/reports/annual/2010report/fy2010-apr.pdf>

# Who is Precision Exams?

- ◆ Sole source provider of over 170 Career Skills Exams & Certifications
- ◆ Over 4,500,000 exams delivered across the nation
- ◆ CTE Focused
- ◆ Over 15 years of standards development, content mapping, exam development, exam delivery and support
- ◆ Partner and sole provider of the National Health Science Assessment



# Career Skills Certificates in South Carolina



## Why?



Pre/Post Student Growth Measurement



Perkins Technical Skill Attainment

## 2016-17 School Year:

6200+ Exams Delivered

## 2017-18 School Year:

65,000+ Exams Projected



**+15%**

## Ave. High School Graduation Rate:

- concentrating in CTE = 90%
- Overall = 75%

U.S. Department of Education

<https://www.actonline.org/WorkArea/DownloadAsset.aspx?id=1909>

## Ave. Postsecondary Education Rate:

- concentrating in CTE = 70%
- overall = 58%

U.S. Department of Education

<http://www2.ed.gov/about/reports/annual/2010report/fy2010-apr.pdf>

**+12%**

# WHY???

# Engagement or “VALUE”

CTE Programs provide VALUE

Career Skills Certificates validate VALUE



- VALUE answers the question...  
“WHY am I here?”  
“Why am I testing?”
- Students must find “VALUE”
- Teachers must find “VALUE”

How do we truly engage  
employers, teachers, students,  
parents?

# ANSWER THE FOLLOWING VALUE QUESTIONS:

“WHY am I here?”

“Why am I doing this?”

“What’s in it for me?”

Who must find value?

Students

Teachers

Parents

Employers

# Student Benefits – Instant Results

## Student Score Report



### Exam Details

Elianna Woznick  
Introduction to Health Sciences (700)

Test Date: 05/06/2014  
Health Science - 1A  
FREEMONT HIGH SCHOOL  
SKYVIEW SCHOOL DISTRICT

Points Possible	78
Student Score	63.00
Percent Correct	81%
Result	PASS

### Standards

<u>% Correct</u>	<u>Definition</u>
83%	Students will explore the fundamental aspects of Healthcare.
79%	Students will explore aspects of the body systems related to support.
64%	Students will explore aspects of the body systems related to transportation.
83%	Students will explore aspects of the body systems related to regulation.
85%	Students will explore aspects of the body systems related to maintenance.
92%	Students will explore aspects of the human reproductive systems.

- Instantly provide detailed feedback to each individual student

# Student Benefits – Career Skills Certifications



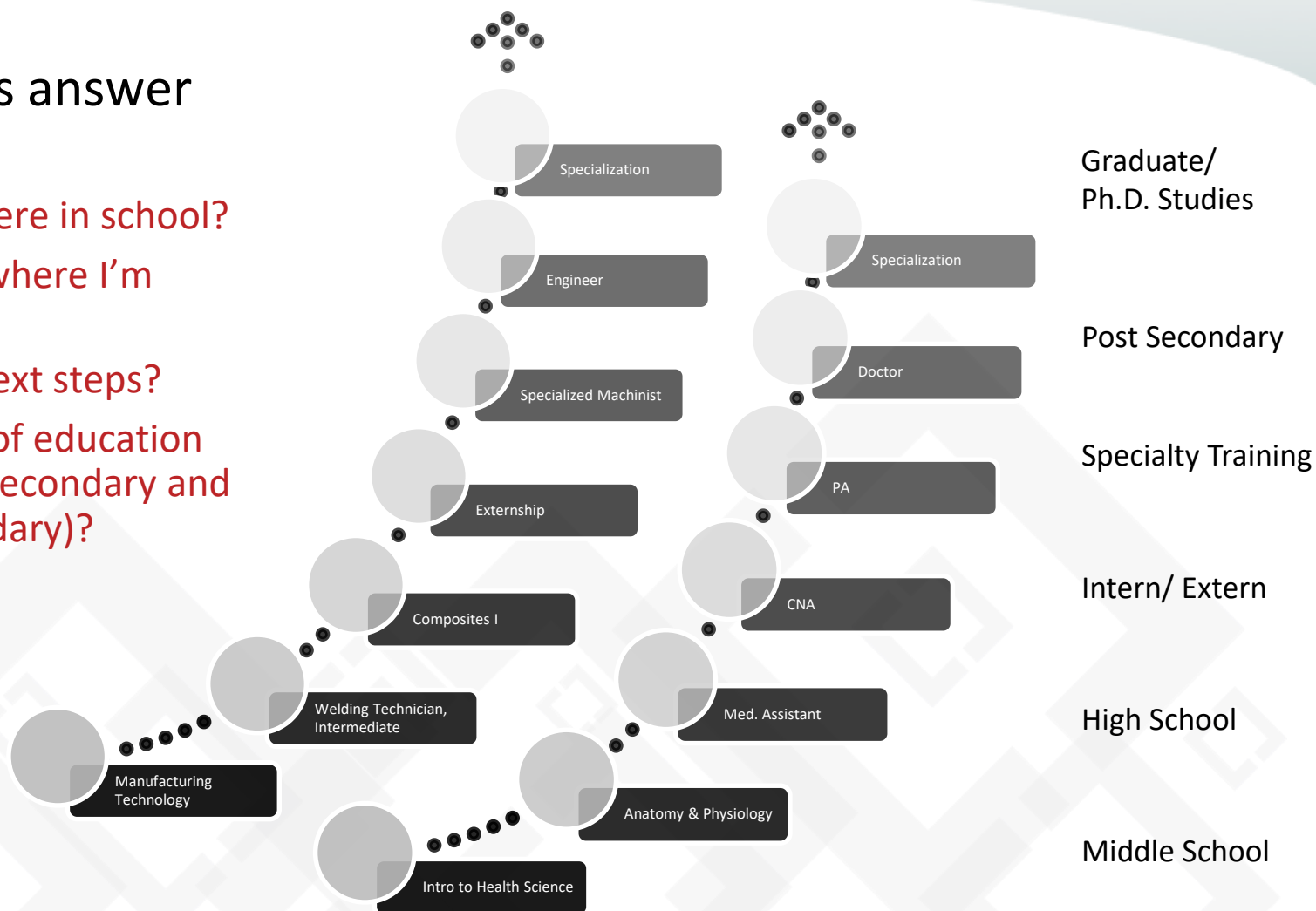
## Student Benefits

- Quantify education and experience
- Validate skills attained with standards listed
- Certificate for job interviews and resumes
- Recognition on college applications
- \*Easier articulation into college programs

# TRUE Pathways Provide Value – “Educate with a Purpose”

True pathways answer the questions:

- Why am I here in school?
- Do I know where I’m going?
- What are next steps?
- What type of education do I need (secondary and post-secondary)?



How clear are these pathway options currently to students and parents?

# Your CTE Student's NEW Resume

Alex Johnson

East High School Graduate – 2015

## Certifications Earned

- **Business Communication I**
  - Understand need to measure performance against established expectations (e.g. Performance gaps, organization goals).
  - Analyze and understand the importance of financial information.
    - Know basic financial terms (e.g. Assets, liabilities, owner's equity, revenue, expenses).
- **Accounting I**
  - Demonstrate an understanding of the fundamental accounting equation.
    - Understand the accounting equation:  $\text{assets} = \text{liabilities} + \text{owner's equity}$
    - Explain mathematically why the accounting equation must be in balance.
    - Manipulate the accounting equation to find the missing variable.
  - Classify accounts as assets, liabilities, or owner's equity.
- **Food & Nutrition I**
  - Apply the skills of kitchen equipment and management.
  - Identify types, use and care of selected kitchen equipment.
    - Select appropriate equipment for specific product preparation.
    - Demonstrate the proper use and care of equipment.
    - Employ standard safety procedures when using equipment.

## Projects Completed

- Created and help manage a school store
- Kept the general ledger for the store and created weekly financial statements
- Prepared and sold baked goods at a profit of 800%



# Teacher Value - Reports

## Assessment Report

- Displays how an exam is performing throughout the state, districts or schools.
- Reports by standards by each organization level.

## Summary Suite or “Growth” Report

- All inclusive summary report which shows growth from pre to post testing at all levels (State, District, School, Teacher, Student).

## Assessment Standards Report

- Admins can evaluate how an assessment is performing within the state, district, or school by standard.

## Teacher Level Standards Report

- Teachers/Admins can see how individual classes and individual students are performing by standard and compare to the rest of the state.



# Standards Level Report

- Instant feedback on all students by standard
- Guide for professional development

## Standards Results:

Teacher Standards Report

District:  
 School: **High School X**  
 Teacher: **Teacher Y**  
 Class: **Sports Med III**  
 Test: **Exercise Science/Sports**  
 Testing period: **Jul 1, 2013 - Jun 30, 2014**  
 Questions: **53**  
 Standards: **10**  
 Number of Participants: **10**  
 Total Meeting Skill Standard: **8**

### Standard Summary

Index	Standard	Total Questions	Total Points
1	1-Therapeutic Careers	2	9
2	2-Medical Terminology	7	10
3	3-Injury prevention principles	4	6
4	4-Performance Enhancement Philosophies	8	12
5	5-Sports Nutrition	8	8
6	6-Injury and Healing	4	4
7	7-Therapy and Rehabilitation	5	8
8	8-Sports Injuries	6	23
9	9-Rehabilitation techniques	6	8
10	10-Sports Psychology	3	5

### Assessment Summary

Student Name	1	2	3	4	5	6	7	8	9	10	11	12	%	Result
Student 1	78%	70%	50%	92%	63%	100%	63%	100%	50%	100%			80%	Pass
Student 2	78%	80%	100%	67%	88%	75%	100%	96%	75%	96%			86%	Pass
Student 3	78%	92%	100%	58%	79%	100%	100%	96%	88%	100%			88%	Pass
Student 4	78%	90%	50%	75%	100%	100%	63%	74%	75%	76%			77%	Fail
Student 5	100%	88%	100%	92%	63%	75%	88%	100%	88%	56%			89%	Pass
Student 6	100%	57%	50%	50%	88%	100%	100%	96%	75%	100%			81%	Pass
Student 7	78%	100%	100%	75%	67%	75%	50%	91%	50%	32%			76%	Fail
Student 8	100%	90%	100%	83%	100%	100%	100%	100%	63%	96%			93%	Pass
Student 9	100%	90%	100%	83%	79%	100%	88%	78%	63%	36%			82%	Pass
Student 10	100%	90%	100%	92%	100%	75%	100%	100%	88%	96%			95%	Pass
Summary	89%	85%	85%	77%	83%	90%	85%	93%	72%	79%			85%	
State Average	86%	89%	84%	76%	77%	88%	85%	90%	70%	74%			83%	

# Summary Suite Report – Growth Report

- Effectively measure student growth with Pre and Post results
- Drill down reporting – from state to student-level detail

## NCHSE Summary Results:

[Summary Suite Report](#)

### Student Level Report

Report for: Jody Smith

Testing period: Jul 1, 2014 - Jun 30, 2015

Pre Number of Participants: 11

Post Number of Participants: 13

Exam Name	Student	Pre					Exam Name	Post					% Change
		Number tested	Date Taken	Exam Score	Student %	State %		Number tested	Date Taken	Exam Score	Student %	State %	
National Health Science Assessment - Pre	ALLEN MARK	1	01/04/15	71.00	71.00	56.23	National Health Science Assessment - Post	1	05/06/15	80.33	79.00	72.94	8
National Health Science Assessment - Pre	CHELLA BEGLEY	1	01/04/15	77.00	77.00	56.23	National Health Science Assessment - Post	1	05/06/15	80.50	79.00	72.94	2
National Health Science Assessment - Pre	CLARK MICHELLE	1	01/04/15	57.00	57.00	56.23	National Health Science Assessment - Post	1	05/06/15	67.73	66.00	72.94	9
National Health Science Assessment - Pre	JADON DONNA	1	01/09/15	76.00	76.00	56.23	National Health Science Assessment - Post	1	05/06/15	80.05	78.00	72.94	2
National Health Science Assessment - Pre	LITTLE RILEY	1	01/04/15	60.00	60.00	56.23	National Health Science Assessment - Post	1	05/06/15	68.53	67.00	72.94	7
National Health Science Assessment - Pre	MADISON SELENA	1	01/04/15	49.00	49.00	56.23	National Health Science Assessment - Post	1	05/06/15	67.13	66.00	72.94	17
National Health Science Assessment - Pre	OPHUR MICHAEL	1	01/09/15	75.00	75.00	56.23	National Health Science Assessment - Post	1	05/06/15	86.23	85.00	72.94	10
National Health Science Assessment - Pre	RILEY JORDAN	1	01/04/15	59.00	59.00	56.23	National Health Science Assessment - Post	1	05/06/15	82.50	81.00	72.94	22
National Health Science Assessment - Pre	SUAREZ ALMA	1	01/04/15	49.00	49.00	56.23	National Health Science Assessment - Post	1	05/06/15	67.45	66.00	72.94	17
National Health Science Assessment - Pre	TAYLOR WENDI	1	01/04/15	72.00	72.00	56.23	National Health Science Assessment - Post	1	05/06/15	87.90	86.00	72.94	14
National Health Science Assessment - Pre	VIMRE CATRINA	1	01/17/15	70.00	70.00	56.23	National Health Science Assessment - Post	1	05/06/15	78.95	77.00	72.94	7
	FORBER ELEANOR						National Health Science Assessment - Post	1	05/06/15	80.25	79.00	72.94	
	WATSON DILLON						National Health Science Assessment - Post	1	05/06/15	64.83	64.00	72.94	
Total		11		65.91	65.91	56.23	Total	13		76.34	74.85	72.94	

# Assessment Standards Report

## Assessment Standards Report

### Marketing, Semester Part I (401)

Number of Participants: 419  
Questions: 44  
Points Possible: 68  
Highest Score: 68  
Lowest Score: 12  
Average Score: 53

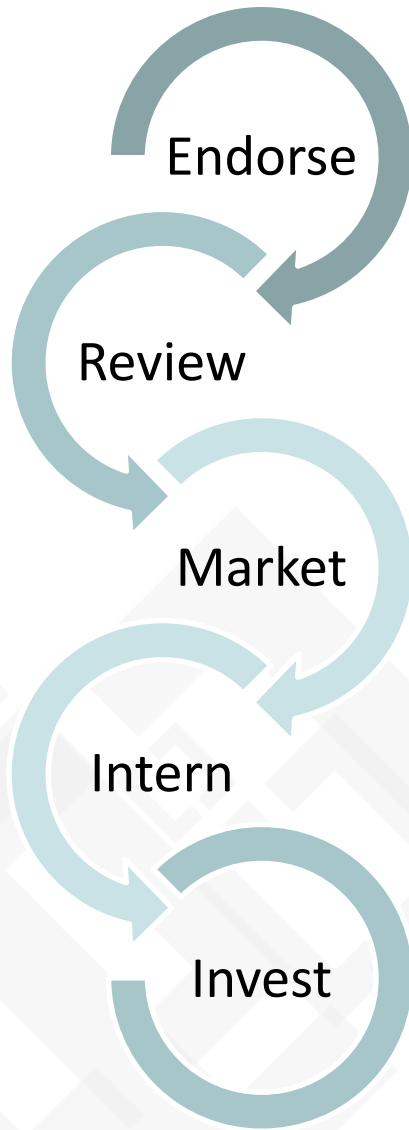
School Year: 2013 - 2014  
State: Washington  
District: All  
School: All  
Proctor: All  
Class: All  
Student: All

District	# of Students	# Passed	% Passed	Avg. Score	1-World of Marketing	2-Marketing Planning	3-Marketing-Information Management	4-Pricing	5-Product/Service Management	6-Promotion	7-Channel Management	8-Selling
Bellevue School District	165	102	62%	54	77%	75%	75%	87%	91%	73%	73%	92%
Kent School District	156	68	44%	51	71%	73%	72%	82%	86%	71%	66%	89%
Puyallup School District	98	42	43%	52	71%	69%	73%	87%	85%	69%	74%	91%
TOTAL	419	212	51%	53	74%	73%	73%	85%	88%	71%	71%	91%

- Evaluate how an assessment is performing by standard across the state, a district, a school, or a class.

How to get more engagement  
from employers and  
connection to students?

# Steps to Industry Engagement



1. Endorse Current Pathways  
(Get them in the room)
2. Review and Contribute to Standards
  - <https://rating.precisionexams.com/app/>
3. Market the Programs in the Community
4. Engage with Completers
  - Internships
  - Preferred Interviews
  - Jobs for Custom Capstone Completers
5. Invest
  - Aerospace Model

# Industry Partners



# Benefits of Partnership with Precision Exams

## 1. Unlimited Access to Most Extensive Exam Library

- 170+ validated Career Skills© exams and standards
- Stackable end-of-course certificates that build to end-of-program outcomes

## 2. Super easy-to-use assessment delivery system

- 100% online – Zero-footprint – No software installs/updates
- With no prior experience, start testing in 5 minutes!

## 3. Instant Detailed Reporting

- Pre/Post student growth reports
- Exam reporting by standards – focused improvements
- Meet federal (i.e. Perkins) and state requirements

## 4. COST!

- Highest quality complete CTE testing solution available!
- Lowest cost certification program!

# Benefits of Partnership with Precision Exams

## 1. Unlimited Access to Most Extensive Exam Library

- 170+ validated Career Skills® exams and standards
- Stackable end-of-course certificates that build to end-of-program outcomes

## 2. Super easy-to-use assessment delivery system

- 100% online – Zero-footprint – No software installs/updates
- No need to enter student rosters
- With no prior experience, start testing in 5 minutes!

## 3. Instant Detailed Reporting

- Pre/Post student growth reports
- Exam reporting by standards – focused improvements
- State, district, school, teacher-level reporting

## 4. COST!

- Highest quality complete CTE testing solution available!
- Lowest cost certification program!

[www.precisionexams.com/southcarolina](http://www.precisionexams.com/southcarolina)



[Home](#)

[Proctor](#) ▼

[Student](#) ▼

[Admin Login](#)

[Training](#)

[Exam List](#)

[Contact Us](#)

Welcome to the CTE Skill Certificate Program exam administration site



[Proctor Login](#)



[Student Login](#)

# 170 Stackable Career Skills™ Certifications

## Exam List

21st Century Skills 			
21st Century Success Skills (300)	 Knowledge Standards	 Performance Standards	
General Financial Literacy (4501)	 Knowledge Standards	 Performance Standards	
Teen Living (305)	 Knowledge Standards	 Performance Standards	
Agriculture, Food and Natural Resources			
Architecture & Construction			
Arts, AV Technology & Communication			
Business Management & Administration			
Education & Training			
Finance			
Government & Public Administration			
Health Science			

[www.precisionexams.com/southcarolina/exams.html](http://www.precisionexams.com/southcarolina/exams.html)

# Knowledge and Performance Standards

## EXERCISE SCIENCE/SPORTS MEDICINE (701)

### DESCRIPTION

Exercise Science and Sports Medicine is designed to assess knowledge of exercise science/sports medicine; including exploration of therapeutic careers, medical terminology, anatomy and physiology, first aid, injury prevention principles, the healing process, rehabilitation techniques, therapeutic modalities, sport nutrition, sport psychology, and performance enhancement.

Total Test Questions: 53

Levels: Grades 11-12

Units of Credit: 1.0

Prerequisites: None

### STANDARDS, OBJECTIVES, AND INDICATORS

#### STANDARD I

**10% of Exam Blueprint**

##### ◆ EXPLORE THE FUNDAMENTAL ASPECTS OF EXERCISE SCIENCE/SPORTS MEDICINE.

Objective 1: Identify members of the Sports Medicine team.

1. Recognize the primary members of the sports medicine team to include: Coach, Athlete,
2. Parents, Team Physician, and Certified Athletic Trainer, and Allied Health professionals.
3. Understand that other careers provide support to the sports medicine team.
4. Compare and contrast the roles of each member of the sports medicine team.

Objective 2: Explore a variety of therapeutic careers and describe the job duties and skills, education required, job settings, and potential salary.

1. Certified Athletic Trainer
2. Physical Therapist

# Precision Exams Assessment Profile

- Written to 10<sup>th</sup>-11<sup>th</sup> grade reading level
- Built to be taken in a 50 minute class period
- Average number of items: 60
- Summative
  - All assessment reports tied to scores per standard, providing formative information to both candidate and educators
- IEPs
  - readers, non-randomized, extended time, pausing, browser functions



# Precision Exams Assessment Profile

- Each exam is reviewed by SMEs every 1-3 years
- Each item is reviewed independently for content validity and psychometric soundness
  - Content validity, Difficulty (p-value), Reliability if item deleted, Item total score correlation (discrimination)
- Content Validity determined by SME creation and review
- Mean percent correct near 70% (follow “normal” class distributions)
- Pass rates derived using Modified Angoff Method
- Reliability across exams average .91 (Pearson)



# Precision Exams Assessment Profile

- Enhanced Question Types
  - Multiple Choice, Drag & Drop, Labeling, Grouping, Ordering, Multiple Select, Hot Spot

PRECISION exams

Question #7

Arrange the units that measure storage capacity from smallest to largest.(Drag-and-drop your answer to the appropriate box).

Smallest

Byte

Gigabyte

Megabyte

Terabyte

Largest

Submit Test

Drag & Drop

PRECISION exams

Question #17

What is the result of the formula?

	A	B
1	Dick & Jane's Lemonade Stand	
2		
3	Sales	15
4	Expenses	6
5	Profit per person	=B3-B4/2
6		
7		
8		
9		

13

5

20

4

Submit Test

Multiple Choice

PRECISION exams

Question #35

Group the following items into two distinct groups, one containing computer Input devices, the other containing computer Output devices.(Drag-and-drop your answer to the appropriate Group/Category).

projector speakers keyboard

mouse microphone printer

Input devices

keyboard

Output devices

printer

Submit Test

Grouping

PRECISION exams

Question #56

Label the following items in the letter below:(Drag each pin to the appropriate spot on the diagram).

Italic font

Bold font

Letterhead

Internet Service

Which type of slide layout would be best for presenting the following items in the letter below?

The best definition for "Internet" is:

You are writing a paper for a class and you use a quote from an Internet. Which of the following does NOT prevent virus

Submit Test

Labeling

# Benefits of Partnership with Precision Exams

1. Unlimited role-based access to our entire inventory
  - 150+ validated Career Skills® Exams
  - Includes all standards and performance rubrics for each exam
2. Super easy-to-use assessment delivery system
  - 100% online – Zero-footprint – No software installs/updates
  - With no prior experience, start testing in 5 minutes!
3. Instant Detailed Reporting
  - Pre/Post student growth reports
  - Exam reporting by standards – focused improvements
  - State, district, school, teacher-level reporting
4. COST!
  - Highest quality complete CTE testing solution available!
  - Lowest cost certification program!

[www.precisionexams.com/southcarolina](http://www.precisionexams.com/southcarolina)



- 100% Online – Zero Footprint
- 5 minutes or less



# Personal Customer Support



## Support

- Unlimited live customer support contacts
  - Hours: 7:00am – 8:00pm PST
- Assigned State Implementation Specialist
- 24/7 access to training documentation
- Weekly live webinars
- Personalized training for state administrators

*“Precision Exams is very simple to use for teachers and students. Best of all, is the outstanding and knowledgeable customer service. Immediate response to support calls reducing any delay in testing.”*

*Teri Pablo, CTE & Assessment Director  
Yelm School District*

# Benefits of Partnership with Precision Exams

1. Unlimited role-based access to our entire inventory
  - 150+ validated Career Skills® Exams
  - Includes all standards and performance rubrics for each exam
2. Super easy-to-use assessment delivery system
  - 100% online – Zero-footprint – No software installs/updates
  - No need to enter student rosters
  - With no prior experience, start testing in 5 minutes!
3. **Instant Detailed Reporting**
  - Pre/Post student growth reports
  - Exam reporting by standards – focused improvements
  - Meet federal (i.e. Perkins) and state requirements
4. **COST!**
  - Highest quality complete CTE testing solution available!
  - Lowest cost certification program!

# Benefits of Partnership with Precision Exams

1. Unlimited role-based access to our entire inventory
  - 150+ validated Career Skills® Exams
  - Includes all standards and performance rubrics for each exam
2. Super easy-to-use assessment delivery system
  - 100% online – Zero-footprint – No software installs/updates
  - No need to enter student rosters
  - With no prior experience, start testing in 5 minutes!
3. Instant Detailed Reporting
  - Pre/Post student growth reports
  - Exam reporting by standards – focused improvements
  - State, district, school, teacher-level reporting
4. **COST!**
  - Highest quality complete CTE testing solution available!
  - Lowest cost certification program!

# Pricing

- Only \$8 per exam  
-or-
- High School Site License \$4950
  - Middle School \$2500
  - Unlimited testing for 12 months
    - Access to ALL 170+ assessments including 21<sup>st</sup> Century Success Skills



# Thank You!

Morgan Hunter

Regional Director of Implementation

385.374.1078 (Office) 801.910.0684 (Cell)

[mhunter@precisionexams.com](mailto:mhunter@precisionexams.com)