

Township Trustees of Schools

TOWNSHIP 38 NORTH, RANGE 12 EAST

www.lyonstto.net

BOARD OF SCHOOL TRUSTEES

Michael S. Thiessen, President

Michael Dickman, Trustee

Nicholas A. Kantas, Trustee

22 Calendar Ave. STE D

LaGrange, IL 60525

Phone 708-352-4480

Fax 708-352-4417

NOTICE

NOTICE OF A SPECIAL MEETING OF THE BOARD OF TRUSTEES OF THE LYONS TOWNSHIP SCHOOL TREASURER'S OFFICE

July 29, 2019 – 6:00 P.M.

The Board of Township Trustees of Schools, Range 38 North, Range 12 East, Illinois (Lyons Township) have called a special meeting to be held in the office of the School Treasurer located at 22 Calendar Court, Suite D., LaGrange, Illinois, on July 29, 2019 at 6:00 P.M.

AGENDA

1. Call to Order & Roll Call

2. Pledge of Allegiance

3. Public Comments

4. Review/Approval of Minutes

Board of School Trustees review and approval of the Lyons Township School Treasurer's minutes of:

1. June 24, 2019 – TTO Open Meeting
2. June 24, 2019 – TTO Closed Meeting

5. Review the Lyons Township Treasurer's Financial Reports

Board of School Trustees discussion and review of the Lyons Township School Treasurer's financial statements for the following months as presented.

- June 2019

6. Review/Approval of Payables List

Board of School Trustees approval and ratification for the payment of expenses is requested for the Lyons Township School Treasurer's payables in the amount of:

- June 26, 2019 - \$ 10,891.69
- July 29, 2019 - \$ 69,972.55
- **Total \$ 80,864.24**

7. **Review School Districts Official Records**

Board of School Trustees discussion and review of the Lyons Township Schools and Coop's financial records for:

- June 2019

NEW BUSINESS:

8. **Quarterly Investment Report – June 30, 2019**

9. **FY20 Preliminary Budget**

10. **Employment Recommendation**

Ms. Brigid Murphy, Director of Finance and Operations

OLD BUSINESS:

11. **West 40**

12. **Motion to suspend the Special Meeting for the purpose of entering closed session**

- *Illinois Open Meetings Act, (5 ILCS 120/2 (c)(11)*, “Litigation, when an action against, affecting or on behalf of the particular public body has been filed and is pending before a court or administrative tribunal, or when the public body finds that an action is probable or imminent, in which case the basis for the finding shall be recorded and entered into the minutes of the closed meeting.”
- *Illinois Open Meetings Act, (5 ILCS 120/2 (c)(1)*, “Discussion on the appointment, employment, compensation, discipline, performance or dismissal of specific employees of the public body.”

13. **Motion to reconvene the Special Meeting of the Board of Trustees**

14. **Action as a result of Closed Session**


- FY20 Staffing Plan and Employee Compensation

15. **Adjournment**

Township of School Trustees
Special Meeting
July 29, 2019

6:00 P.M.

22 Calendar Court, Suite D



MEETING

Call to Order

Pledge of Allegiance

Public Comments

Review/Approval of Minutes

June 24, 2019 – TTO Open Meeting
June 24, 2019 – TTO Closed Meeting

Review the Lyons Township Treasurer's Financial Reports

- June 2019

Lyons Township Trustee of Schools

Account Level Operating Statement For the Period 06/01/2019 through 06/30/2019

Fiscal Year: 2018-2019

		<u>06/01/2019 - 06/30/2019</u>	<u>Budget</u>	<u>Budget Balance</u>		
All Funds						
REVENUE						
LineDesc		MTD	YTD	Budget	BudgetBalance	Percent
10.4.1940.0000.000.4001	PRORATA - CURRENT YEAR	(\$449,928.70)	(\$863,416.85)	\$1,608,192.00	\$2,471,608.85	53.7%
10.4.1940.0000.000.4002	PRORATA - IMMEDIATE PRIOR YEAR	\$0.00	(\$218,150.11)	\$354,104.00	\$572,254.11	61.6%
10.4.1940.0000.000.4003	PRORATA - PRIOR YEARS	\$0.00	\$0.00	\$386,985.00	\$386,985.00	0.0%
REVENUE		(\$449,928.70)	(\$1,081,566.96)	\$2,349,281.00	\$3,430,847.96	46.0%
EXPENDITURE						
LineDesc		MTD	YTD	Budget	BudgetBalance	Percent
10.5.2520.1000.000.5001	SALARIES - TREASURER	\$11,656.74	\$140,000.00	\$140,000.00	\$0.00	100.0%
10.5.2520.1000.000.5002	SALARIES - OFFICE MANAGER	\$5,932.64	\$71,193.00	\$71,193.00	\$0.00	100.0%
10.5.2520.1000.000.5004	SALARIES - PAYROLL	\$5,000.00	\$60,000.00	\$60,000.00	\$0.00	100.0%
10.5.2520.1000.000.5008	SALARIES - PT RECORDS MANAGEMENT	\$2,967.04	\$16,911.12	\$17,000.00	\$88.88	99.5%
10.5.2520.1000.000.5011	SALARIES - DIR OF FINANCE AND OPERATIONS	\$7,500.00	\$71,250.00	\$75,000.00	\$3,750.00	95.0%
10.5.2520.1000.000.5012	SALARIES - ACCOUNTANT	\$3,216.92	\$38,557.08	\$38,603.00	\$45.92	99.9%
10.5.2520.1000.000.5013	SALARIES - SR ACCOUNTANT	\$6,343.84	\$76,035.41	\$76,126.00	\$90.59	99.9%
10.5.2520.1000.000.5014	SALARIES - RECEPTION/BANKING	\$0.00	\$1,237.58	\$1,250.00	\$12.42	99.0%
10.5.2520.1000.000.5015	SALARIES - PT BUSINESS SERVICES	\$2,058.00	\$14,075.30	\$15,000.00	\$924.70	93.8%
10.5.2520.2120.000.0000	BENEFITS - IMRF	\$3,214.78	\$40,515.47	\$43,802.00	\$3,286.53	92.5%
10.5.2520.2130.000.0000	FICA	\$3,616.45	\$40,479.67	\$39,912.00	(\$567.67)	101.4%
10.5.2520.2140.000.0000	MEDICARE	\$851.87	\$9,473.61	\$9,334.00	(\$139.61)	101.5%
10.5.2520.2210.000.0000	LIFE INSURANCE	\$90.10	\$1,306.31	\$1,350.00	\$43.69	96.8%
10.5.2520.2220.000.0000	MEDICAL INSURANCE	\$16,473.29	\$105,536.02	\$100,000.00	(\$5,536.02)	105.5%
10.5.2520.2230.000.0000	DENTAL INSURANCE	\$517.20	\$7,208.60	\$7,500.00	\$291.40	96.1%
10.5.2520.2341.000.0000	VISION INSURANCE	\$84.46	\$990.88	\$1,000.00	\$9.12	99.1%
10.5.2520.3100.000.0000	CPA SERVICES	\$9,750.00	\$64,866.75	\$65,000.00	\$133.25	99.8%
10.5.2520.3100.000.0023	PROF. & TECH. SERVICES - IT	\$6,413.26	\$13,744.01	\$13,000.00	(\$744.01)	105.7%
10.5.2520.3110.000.0000	EMPLOYEE ASSISTANCE SERVICES	\$0.00	\$2,500.00	\$2,500.00	\$0.00	100.0%
10.5.2520.3160.000.0000	ANNUAL I.V. LICENSE	\$0.00	\$119,739.00	\$120,000.00	\$261.00	99.8%
10.5.2520.3160.000.0027	SOFTWARE	\$2,299.00	\$11,409.38	\$12,000.00	\$590.62	95.1%
10.5.2520.3170.000.0000	AUDIT/FINANCIAL SERVICES	\$0.00	\$20,339.00	\$24,000.00	\$3,661.00	84.7%
10.5.2520.3180.000.0000	DEL GALDO LEGAL SERVICES	\$3,422.50	\$24,957.50	\$26,000.00	\$1,042.50	96.0%
10.5.2520.3180.000.0001	MILLER CANFIELD - LITIGATION	\$44,219.25	\$491,255.33	\$500,000.00	\$8,744.67	98.3%
10.5.2520.3190.000.0000	OTHER PROFESSIONAL AND TECHNICAL SERVICES	\$0.00	\$518.75	\$1,000.00	\$481.25	51.9%
10.5.2520.3200.000.0000	PROPERTY SERVICES	\$49.16	\$624.02	\$575.00	(\$49.02)	108.5%
10.5.2520.3200.000.0002	PROPERTY APPRAISAL	\$0.00	\$1,055.00	\$1,200.00	\$145.00	87.9%
10.5.2520.3210.000.0000	SANITATION SERVICES	\$70.00	\$840.00	\$840.00	\$0.00	100.0%
10.5.2520.3220.000.0000	CLEANING SERVICES	\$0.00	\$5,100.00	\$5,100.00	\$0.00	100.0%
10.5.2520.3250.000.0000	RENTALS	\$6,074.00	\$52,299.00	\$51,000.00	(\$1,299.00)	102.5%
10.5.2520.3250.000.0003	COPIER & PRINTER LEASE	\$1,583.68	\$13,623.83	\$13,500.00	(\$123.83)	100.9%
10.5.2520.3250.000.0004	NEOPOST LEASE	\$0.00	\$2,004.00	\$2,004.00	\$0.00	100.0%
10.5.2520.3320.000.0000	TRAVEL	\$0.00	\$55.79	\$100.00	\$44.21	55.8%
10.5.2520.3330.000.0000	MEETING EXPENSE	\$243.18	\$875.00	\$800.00	(\$75.00)	109.4%
10.5.2520.3400.000.0000	TELEPHONE SERVICE	\$711.17	\$8,337.39	\$9,000.00	\$662.61	92.6%
10.5.2520.3400.000.0005	POSTAGE	\$176.05	\$501.92	\$500.00	(\$1.92)	100.4%
10.5.2520.3400.000.0006	DELIVERY SERVICES	\$0.00	\$75.35	\$80.00	\$4.65	94.2%
10.5.2520.3400.000.0008	INTERNET	\$236.85	\$2,780.20	\$2,800.00	\$19.80	99.3%
10.5.2520.3600.000.0000	PRINTING AND BINDING	\$0.00	\$18,930.91	\$19,000.00	\$69.09	99.6%
10.5.2520.3800.000.0000	COBRA ADMINISTRATION	\$38.01	\$760.20	\$760.00	(\$0.20)	100.0%
10.5.2520.3800.000.0011	RETIREE/COBRA BENEFITS	\$1,803.45	\$16,404.01	\$15,000.00	(\$1,404.01)	109.4%
10.5.2520.3800.000.0013	COMMERCIAL PACKAGE	\$0.00	\$8,958.00	\$9,000.00	\$42.00	99.5%
10.5.2520.3800.000.0014	WORKERS COMPENSATION	\$0.00	\$3,106.00	\$3,200.00	\$94.00	97.1%
10.5.2520.3800.000.0016	PUBLIC OFFICIALS LIABILITY	\$0.00	\$15,000.00	\$15,000.00	\$0.00	100.0%
10.5.2520.3800.000.0017	CYBER LIABILITY	\$1,875.00	\$3,750.00	\$1,875.00	(\$1,875.00)	200.0%
10.5.2520.3800.000.2009	ILLINOIS DEPT OF EMPLOYMENT SECURITY	\$0.00	\$3,562.00	\$5,000.00	\$1,438.00	71.2%
10.5.2520.4100.000.0000	OFFICE SUPPLIES	\$3,222.73	\$8,909.52	\$12,000.00	\$3,090.48	74.2%
10.5.2520.4100.000.0018	PAPER	\$0.00	\$403.68	\$500.00	\$96.32	80.7%

Lyons Township Trustee of Schools

Account Level Operating Statement For the Period 06/01/2019 through 06/30/2019

Fiscal Year: 2018-2019

	<u>06/01/2019 - 06/30/2019</u>	<u>Budget</u>	<u>Budget Balance</u>			
10.5.2520.4100.000.0024	ENVELOPES	\$0.00	\$1,094.37	\$1,100.00	\$5.63	99.5%
10.5.2520.4400.000.0000	PERIODICALS	\$21.49	\$358.49	\$500.00	\$141.51	71.7%
10.5.2520.4900.000.0020	CHECKS	\$0.00	\$1,656.83	\$1,700.00	\$43.17	97.5%
10.5.2520.5500.000.0000	CAPITALIZED EQUIPMENT	\$4,382.70	\$7,552.93	\$11,000.00	\$3,447.07	68.7%
10.5.2520.6400.000.0000	DUES AND FEES	\$340.00	\$3,055.35	\$3,500.00	\$444.65	87.3%
	EXPENDITURE	\$156,464.81	\$1,625,773.56	\$1,647,204.00	\$21,430.44	98.7%
Net (Revenue)/Expense		(\$293,463.89)	\$544,206.60	\$3,996,485.00	\$3,452,278.40	13.6%

Lyons Township Trustee of Schools

Account Level Operating Statement For the Period 06/01/2019 through 06/30/2019

Fiscal Year: 2018-2019

06/01/2019 - 06/30/2019

Budget

Budget Balance

End of Report

Review/Approval of Payables List

- June 26, 2019 - \$10,891.69
- July 29, 2019 - \$69,972.55

➤ **Total Amount - \$80,864.24**

LYONS TOWNSHIP TRUSTEE OF SCHOOLS VOUCHER

Voucher No: 1119

Voucher Date: 06/26/2019

Prepared By:



Printed: 07/11/2019 11:41:13 AM

LYONS TOWNSHIP TRUSTEE OF SCHOOLS is hereby authorized to draw warrants against LYONS TOWNSHIP TRUSTEE OF SCHOOLS funds for the sum of \$10,891.39 on account of obligations incurred for value received in services and for materials as shown below for period July 1, 2018 to June 30, 2019 (period cannot overlap fiscal year end.)

I certify that this claim is just and correct, and the services and/or materials herein represented have been received during the period listed above. All items are properly coded and not in excess of the budget.



Michael S. Thiessen

Board President

Michael Dickman

Trustee

Nicholas A. Kantas

Trustee

LYONS TOWNSHIP TRUSTEE OF SCHOOLS

Fund		Amount
10	EDUCATION	\$10,891.39
		\$10,891.39

Lyons Township Trustee of Schools

Voucher Batch Number: 1119 06/26/2019

Voucher Detail Listing

Fiscal Year: 2018-2019

Vendor Remit Name Description

Health Care Service Corporation

Check Group:

Check Group:	Vendor #	QTY	PO No.	Invoice Invoice Date	Account	Amount
M - July 2019		1	0	July 2019 6/26/2019	10.2.0481.0000.000.9944 HEALTH INSURANCE PAYABLE-ER	\$439.76
M - July 2019		1	0	July 2019 6/26/2019	10.5.2520.2220.000.0000 MEDICAL INSURANCE	\$6,404.27
M - July 2019		1	0	July 2019 6/26/2019	10.5.2520.3800.000.0011 RETIREE/COBRA BENEFITS	\$3,423.66
D - July 2019		1	0	July 2019 6/26/2019	10.5.2520.2230.000.0000 DENTAL INSURANCE	\$517.20
D - July 2019		1	0	July 2019 6/26/2019	10.5.2520.3800.000.0011 RETIREE/COBRA BENEFITS	\$106.50

Check #: 0

PO/InvoiceTotal: \$10,891.39
Vendor Total: \$10,891.39
Grand Total: \$10,891.39

End of Report

LYONS TOWNSHIP TRUSTEE OF SCHOOLS VOUCHER

Voucher No: 1007

Voucher Date: 07/29/2019

Prepared By:



Printed: 07/25/2019 01:55:24 PM

LYONS TOWNSHIP TRUSTEE OF SCHOOLS is hereby authorized to draw warrants against LYONS TOWNSHIP TRUSTEE OF SCHOOLS funds for the sum of \$69,972.55 on account of obligations incurred for value received in services and for materials as shown below for period July 1, 2019 to June 30, 2020 (period cannot overlap fiscal year end.)

I certify that this claim is just and correct, and the services and/or materials herein represented have been received during the period listed above. All items are properly coded and not in excess of the budget.



Michael S. Thiessen Board President

Michael Dickman Trustee

Nicholas A. Kantas Trustee

LYONS TOWNSHIP TRUSTEE OF SCHOOLS

Fund		Amount
10	EDUCATION	\$69,972.55
		<hr/>
		\$69,972.55

Lyons Township Trustee of Schools

Voucher Batch Number: 1007 07/29/2019

Voucher Detail Listing

Fiscal Year: 2019-2020

Vendor Remit Name Description

ADT SECURITY SERVICES

Check Group:

08/03/2019 - 09/02/2019

Vendor #	QTY	PO No.	Invoice Invoice Date	Account	Amount
1000021					
	1	0	August 2019 7/29/2019	10.5.2520.3200.000.0000 PROPERTY SERVICES	\$49.16

Check #: 0

PO/Invoice Total: \$49.16
Vendor Total: \$49.16

COMCAST

Check Group:

07/16/2019 - 08/15/2019

	1	0	July 2019 7/29/2019	10.5.2520.3400.000.0008 INTERNET	\$236.85
--	---	---	------------------------	-------------------------------------	----------

Check #: 0

PO/Invoice Total: \$236.85
Vendor Total: \$236.85

Companion Life Insurance Company

Check Group:

V - August 2019

	1	0	2593 7/29/2019	10.5.2520.2341.000.0000 VISION INSURANCE	\$62.02
--	---	---	-------------------	---	---------

V - August 2019

	1	0	2593 7/29/2019	10.5.2520.3800.000.0011 RETIREE/COBRA BENEFITS	\$51.83
--	---	---	-------------------	---	---------

L - August 2019

	1	0	2593 7/29/2019	10.5.2520.2210.000.0000 LIFE INSURANCE	\$90.10
--	---	---	-------------------	---	---------

L - August 2019

	1	0	2593 7/29/2019	10.5.2520.3800.000.0011 RETIREE/COBRA BENEFITS	\$69.64
--	---	---	-------------------	---	---------

Check #: 0

PO/Invoice Total: \$273.59
Vendor Total: \$273.59

De Lage Landen Financial Services, Inc.

Check Group:

Lyons Township Trustee of Schools

Voucher Batch Number: 1007 07/29/2019

Voucher Detail Listing

Fiscal Year: 2019-2020

Vendor Remit Name Description

Vendor #	QTY	PO No.	Invoice Date	Account	Amount
06/15/2019 - 07/14/2019	1	0	64071542 7/29/2019	10.5.2520.3250.000.0003 COPIER & PRINTER LEASE	\$968.00
07/15/2019 - 08/14/2019	1	0	64422135 7/29/2019	10.5.2520.3250.000.0003 COPIER & PRINTER LEASE	\$968.00
Check #: 0					
PO/InvoiceTotal:					\$1,936.00
Vendor Total:					\$1,936.00
DESPLAINES VALLEY NEWS					
Check Group:					
FY2020 Subscription	1	0	FY2020 7/29/2019	10.5.2520.4400.000.0000 PERIODICALS	\$15.00
Check #: 0					
PO/InvoiceTotal:					\$15.00
Vendor Total:					\$15.00
FIRST COMMUNICATIONS					
Check Group:					
July 2019	1	0	117970502 7/29/2019	10.5.2520.3400.000.0000 TELEPHONE SERVICE	\$701.60
Check #: 0					
PO/InvoiceTotal:					\$701.60
Vendor Total:					\$701.60
FIRST NATIONAL BANK OF LAGRANGE					
Check Group:					
MEETING EXPENSE	1	0	July 2019 7/29/2019	10.5.2520.3330.000.0000 MEETING EXPENSE	\$75.36
Wall Street Journal	1	0	July 2019 7/29/2019	10.5.2520.4400.000.0000 PERIODICALS	\$21.49
Google Apps - July 2019	1	0	July 2019 7/29/2019	10.5.2520.3160.000.0027 SOFTWARE	\$207.33

Lyons Township Trustee of Schools

Voucher Batch Number: 1007 07/29/2019

Voucher Detail Listing

Fiscal Year: 2019-2020

Vendor Remit Name
Description

Vendor #	QTY	PO No.	Invoice Date	Account	Amount
Academic Planner					
	1	0	July 2019 7/29/2019	10.5.2520.4100.000.0000 OFFICE SUPPLIES	\$16.94
Prior Statement Credit					
	1	0	July 2019 7/29/2019	10.5.2520.6400.000.0000 DUES AND FEES	(\$6.65)
Check #: 0					
PO/Invoice Total:					\$314.47
Vendor Total:					\$314.47
Health Care Service Corporation					
Check Group:					
M - August 2019	1	0	August 2019 7/29/2019	10.2.0481.0000.000.9944 HEALTH INSURANCE PAYABLE-ER	\$5,068.72
M - August 2019	1	0	August 2019 7/29/2019	10.5.2520.3800.000.0011 RETIREE/COBRA BENEFITS	\$5,198.97
D - August 2019	1	0	August 2019 7/29/2019	10.5.2520.2230.000.0000 DENTAL INSURANCE	\$348.88
D - August 2019	1	0	August 2019 7/29/2019	10.5.2520.3800.000.0011 RETIREE/COBRA BENEFITS	\$274.82
Check #: 0					
PO/Invoice Total:					\$10,891.39
Vendor Total:					\$10,891.39
HINCKLEY SPRINGS					
Check Group:					
Hinckley - June 2019	1	0	14650680062919 7/29/2019	10.5.2520.4100.000.0000 OFFICE SUPPLIES	\$112.99
Check #: 0					
PO/Invoice Total:					\$112.99
Vendor Total:					\$112.99
KELLY BRADSHAW					
Check Group:					

Lyons Township Trustee of Schools

Voucher Detail Listing

Voucher Batch Number: 1007 07/29/2019

Fiscal Year: 2019-2020

Vendor Remit Name
Description

Vendor #	QTY	PO No.	Invoice Date	Account	Amount
06/20/2019 - 06/30/2019	1	0	89	10.5.2520.3100.0000.0000	\$1,852.50
			7/29/2019	CPA SERVICES	
Check #: 0					
MAILFINANCE					
1000135					
Check Group:					
05/13/2019 - 08/12/2016	1	0	N7819985	10.5.2520.3250.0000.0004	\$501.00
			7/29/2019	ENVELOPE INSERTER LEASE	
Check #: 0					
PO/InvoiceTotal: \$501.00					
Vendor Total: \$501.00					
MIDLAND PAPER COMPANY					
1000145					
Check Group:					
20 Cases of Copy Paper	1	0	IN01132505	10.5.2520.4100.0000.0018	\$567.00
			7/29/2019	PAPER	
Check #: 0					
PO/InvoiceTotal: \$567.00					
Vendor Total: \$567.00					
MILLER CANFIELD PADDOCK & STONE, P.L.C					
1000117					
Check Group:					
D204 Litigation - May 2019	1	0	1441085	10.5.2520.3180.0000.0001	\$1,277.50
			7/29/2019	DISTRICT 204 - LITIGATION	
D204 Post 2012 - May 2019	1	0	1441086	10.5.2520.3180.0000.0001	\$6,862.00
			7/29/2019	DISTRICT 204 - LITIGATION	
Check #: 0					
PO/InvoiceTotal: \$8,139.50					
Vendor Total: \$8,139.50					
MILLER COOPER & CO., LTD					
1000147					
Check Group:					

Lyons Township Trustee of Schools

Voucher Batch Number: 1007 07/29/2019

Voucher Detail Listing

Fiscal Year: 2019-2020

Vendor Remit Name
Description

FY2019 Audit

Vendor #	QTY	PO No.	Invoice Date	Account	Amount
	1	0	199598	10.5.2520.3170.000.0000	\$5,000.00
			7/29/2019	AUDIT/FINANCIAL SERVICES	
				Check #: 0	
				PO/Invoice Total:	\$5,000.00
				Vendor Total:	\$5,000.00
1000169					
	1	0	19-1307	10.5.2520.4100.000.0024	\$535.00
			7/29/2019	ENVELOPES	
				Check #: 0	
				PO/Invoice Total:	\$535.00
				Vendor Total:	\$535.00
	1	0	August 2019	10.5.2520.3250.000.0000	\$4,154.00
			7/29/2019	RENTALS	
				Check #: 0	
				PO/Invoice Total:	\$4,224.00
				Vendor Total:	\$4,224.00
	1	0	August 2019	10.5.2520.3210.000.0000	\$70.00
			7/29/2019	SANITATION SERVICES	
				Check #: 0	
				PO/Invoice Total:	\$4,224.00
				Vendor Total:	\$4,224.00
	1	0	873	10.5.2520.3180.000.0001	\$610.00
			7/29/2019	DISTRICT 204 - LITIGATION	
				Check #: 0	
				PO/Invoice Total:	\$33,917.50
				Vendor Total:	\$33,917.50
	1	0	874	10.5.2520.3180.000.0001	\$33,307.50
			7/29/2019	DISTRICT 204 - LITIGATION	
				Check #: 0	
				PO/Invoice Total:	\$33,917.50
				Vendor Total:	\$33,917.50

Lyons Township Trustee of Schools

Voucher Batch Number: 1007 07/29/2019

Voucher Detail Listing

Fiscal Year: 2019-2020

Vendor Remit Name
Description

Vision 96, LLC

Check Group:

Managed Back-Up Software

\$280.00

1 0 3429 10.5.2520.3160.000.0027
7/29/2019 SOFTWARE

Check #: 0

PO/Invoice Total: \$280.00

Vendor Total: \$280.00

WIPE N' KLEEN

Check Group:

July 2019

\$425.00

1 0 448093 10.5.2520.3210.000.0000
7/29/2019 SANITATION SERVICES

Check #: 0

PO/Invoice Total: \$425.00

Vendor Total: \$425.00

Grand Total: \$69,972.55

End of Report

Review School Districts Official Records

- June 2019

Lyons Township School Treasurer's Office
 District Operations Report
 June 2019

District	Beginning FY19 Fund Balance	Beginning FY19 fund balance adjustments	Revenues	Beg. Balance + Revenues	Disbursements	Ending FY19 Fund Balance	% of Total Ending Fund Balance
995	242,435.83		170,206.20	412,642.03	177,650.63	234,991.40	0.12%
999	804,769.45		7,601,370.10	8,406,139.55	7,521,977.13	884,162.42	0.44%
101	10,031,198.70		18,921,665.42	28,952,864.12	19,479,126.04	9,473,738.08	4.68%
102	8,511,063.67		44,356,561.86	52,867,625.53	43,132,155.93	9,735,469.60	4.80%
103	14,445,975.86		35,634,456.31	50,080,432.17	37,681,039.45	12,399,392.72	6.12%
104	11,264,811.99		32,580,710.50	43,845,522.49	31,448,048.58	12,397,473.91	6.12%
105	16,467,035.97		25,668,569.98	42,135,605.95	25,990,926.85	16,144,679.10	7.97%
106	12,067,764.44		14,258,909.14	26,326,673.58	13,535,644.03	12,791,029.55	6.31%
106.5	1,559,655.42		11,344,002.20	12,903,657.62	10,723,453.88	2,180,203.74	1.08%
106.7	9,261.88		98.59	9,360.47	0.00	9,360.47	0.00%
107	13,721,883.36		15,679,232.79	29,401,116.15	15,426,885.95	13,974,230.20	6.90%
108	5,984,829.32		6,834,027.08	12,818,856.40	6,766,678.47	6,052,177.93	2.99%
109	29,249,565.48		39,320,217.28	68,569,782.76	37,690,139.17	30,879,643.59	15.24%
204	40,628,517.83		79,768,603.99	120,397,121.82	78,924,226.97	41,472,894.85	20.47%
2045	3,638,294.52		25,097,965.29	28,736,259.81	25,061,812.63	3,674,447.18	1.81%
217	27,210,053.43		42,453,336.86	69,663,390.29	39,325,452.77	30,337,937.52	14.97%
TOTAL	198,552,285.54	0.00	399,689,933.59	595,527,050.74	392,885,218.48	202,641,832.26	100.00%

Quarterly Investment Report
June 30, 2019


Township Trustees of Schools

TOWNSHIP 38 NORTH, RANGE 12 EAST

www.lyonstto.net

BOARD OF SCHOOL TRUSTEES
Michael S. Thiessen, President
Michael Dickman, Trustee
Nicholas A. Kantas, Trustee

22 Calendar Ave. STE D
LaGrange, IL 60525
Phone 708-352-4480
Fax 708-352-4417

DATE: July 26, 2019
TO: Board of School Trustees
FROM: Kenneth T. Getty, MBA, CSBO 
SUBJECT: Investment Analysis – June 30, 2019

The Lyons Township Treasurer's Office had a banner year for investments in FY2019 distributing \$4.865 million in interest earnings to its Member Districts, which is \$1.665 million more than FY2018.

The following is a quarterly distribution schedule for the \$4.865 million in interest earnings that is broken-down by LTTO Member District:

Lyons Township Treasurer's Office Fiscal Year 2019

FY2019 Total Pooled Investment Revenues Comparison by Member District

	FY2019 1st Quarter Investment Revenues	FY2019 2nd Quarter Investment Revenues	FY2019 3rd Quarter Investment Revenues	FY2019 4th Quarter Investment Revenues	Total FY2019 Investment Revenues	% of Total FY2019 Investment Revenues
District 101	\$ 59,801	\$ 68,879	\$ 55,576	\$ 75,120	\$ 259,375	5.33%
District 102	\$ 65,069	\$ 87,118	\$ 60,314	\$ 103,481	\$ 315,982	6.49%
District 103	\$ 69,041	\$ 77,080	\$ 66,162	\$ 89,729	\$ 302,013	6.21%
District 104	\$ 59,097	\$ 72,835	\$ 71,014	\$ 89,802	\$ 292,747	6.02%
District 105	\$ 90,167	\$ 104,134	\$ 91,479	\$ 114,481	\$ 400,260	8.23%
District 106	\$ 64,064	\$ 75,393	\$ 67,318	\$ 87,713	\$ 294,488	6.05%
District 107	\$ 74,064	\$ 87,055	\$ 76,535	\$ 98,015	\$ 335,669	6.90%
District 108	\$ 30,852	\$ 35,174	\$ 31,597	\$ 38,665	\$ 136,288	2.80%
District 109	\$ 132,255	\$ 158,104	\$ 149,858	\$ 184,423	\$ 624,640	12.84%
District 204	\$ 233,037	\$ 274,383	\$ 238,924	\$ 320,207	\$ 1,066,551	21.92%
District 217	\$ 149,476	\$ 167,609	\$ 149,835	\$ 193,939	\$ 660,859	13.58%
LADSE	\$ 33,177	\$ 37,471	\$ 35,886	\$ 47,158	\$ 153,693	3.16%
West 40	\$ -	\$ -	\$ 2,552	\$ 4,819	\$ 7,371	0.15%
Insurance Co-Op	\$ 4,900	\$ 4,765	\$ 2,950	\$ 2,448	\$ 15,063	0.31%
Total-All Entities	\$ 1,065,000	\$ 1,250,000	\$ 1,100,000	\$ 1,450,000	\$ 4,865,000	100.00%

The year-over-year increase in the investment earnings can be attributed to the rising interest rate environment within short-term markets for the majority of FY2019. The Treasurer and staff were able to continuously negotiate Money Market rates and purchase securities that effectively captured the rise in interest rates within the LTTO's short-term portfolio.

The LTTO's total investment portfolio continues to outpace its benchmark (Bank of America Merrill Lynch 1-10 Year Treasury & Agency Index) with 28.07% higher returns (LTTO: 2.5420% vs. BOA ML 1-10 Index: 1.9851%).

Snapshot of the quarter-over-quarter changes in the LTTO total investment portfolio:

Quarter-over-Quarter					
	6/30/2019			3/31/2019	
	<i>Cash Basis</i>	<i>\$ Difference</i>	<i>% Difference</i>	<i>Cash Basis</i>	
AGENCY DUS/CMBS	\$ 65,201,836	\$ 799,217	1.24%	\$ 64,402,619	
BROKER CD	\$ 8,622,500	\$ 250,000	2.99%	\$ 8,372,500	
CORPORATE BOND	\$ 3,023,975	\$ -	0.00%	\$ 3,023,975	
GOVERNMENT AGENCY	\$ 2,531,817	\$ -	0.00%	\$ 2,531,817	
LOCAL CD	\$ 2,000,296	\$ (1,037,938)	-34.16%	\$ 3,038,234	
MBS:WHIT MBS	\$ 28,423,458	\$ (1,350,485)	-4.54%	\$ 29,773,943	
MONEY MARKET	\$ 49,250,593	\$ (54,269,693)	-52.42%	\$ 103,520,286	
TAX ANTICIPATION WARRANT	\$ -	\$ (3,981,900)	-100.00%	\$ 3,981,900	
TAXABLE MUNICIPAL BONDS	\$ 38,061,951	\$ (342,122)	-0.89%	\$ 38,404,073	
US TREASURIES	\$ 1,463,340	\$ (692,371)	-32.12%	\$ 2,155,711	
Grand Total	\$ 198,579,765	\$ (60,625,292)	-23.39%	\$ 259,205,057	
	<i>% Gross of Fees</i>	<i>% Quarterly Difference</i>		<i>% Gross of Fees</i>	
Benchmark	1.9851%	23.82%		1.6032%	
LTTO	2.5420%	15.34%		2.2040%	

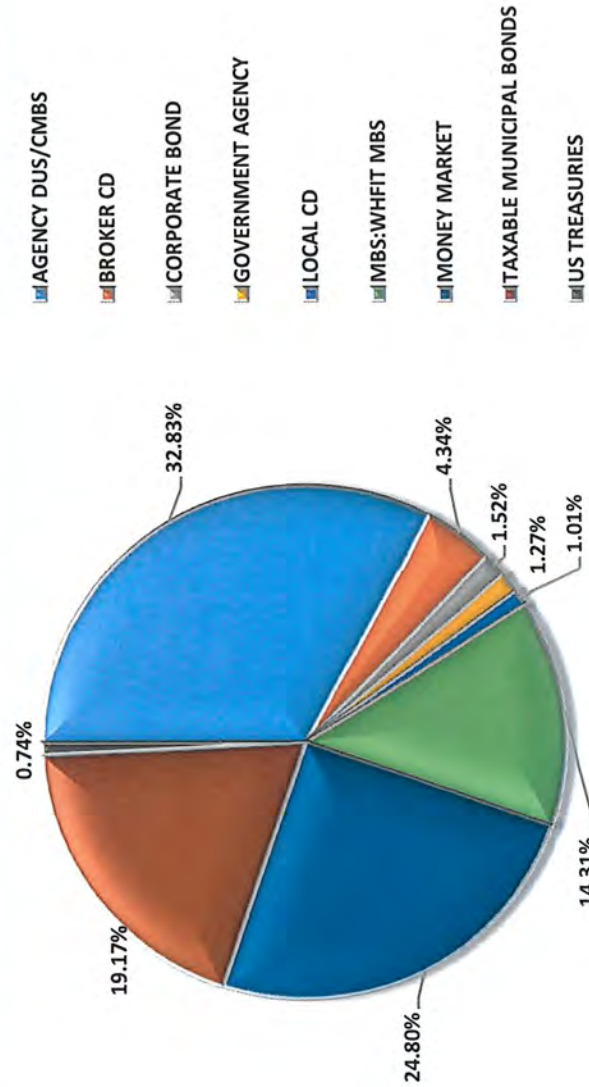
Snapshot of the year-over-year changes in the LTTO total investment portfolio:

Year-over-Year					
	6/30/2019			6/30/2018	
	<i>Cash Basis</i>	<i>\$ Difference</i>	<i>% Difference</i>	<i>Cash Basis</i>	
AGENCY DUS/CMBS	\$ 65,201,836	\$ 4,422,334	7.28%	\$ 60,779,502.00	
BROKER CD	\$ 8,622,500	\$ 5,372,500	165.31%	\$ 3,250,000.00	
CORPORATE BOND	\$ 3,023,975	\$ 2,024,305	202.50%	\$ 999,670.00	
GOVERNMENT AGENCY	\$ 2,531,817	\$ -	0.00%	\$ 2,531,817.00	
LOCAL CD	\$ 2,000,296	\$ (3,692,334)	-64.86%	\$ 5,692,630.00	
MBS:WHIT MBS	\$ 28,423,458	\$ (4,719,034)	-14.24%	\$ 33,142,492.00	
MONEY MARKET	\$ 49,250,593	\$ 4,802,305	10.80%	\$ 44,448,288.00	
TAX ANTICIPATION WARRANT	\$ -	\$ -	n/a	\$ -	
TAXABLE MUNICIPAL BONDS	\$ 38,061,951	\$ 1,944,587	5.38%	\$ 36,117,364.00	
US TREASURIES	\$ 1,463,340	\$ 470,254	47.35%	\$ 993,086.00	
Grand Total	\$ 198,579,765	\$ 10,624,916	5.65%	\$ 187,954,849.00	
	<i>% Gross of Fees</i>	<i>% Yearly Difference</i>		<i>% Gross of Fees</i>	
Benchmark	1.9851%	99.83%		0.9934%	
LTTO	2.5420%	47.62%		1.7220%	

Lyons Township Trustees of Schools
 Total Investment Portfolio
 June 30, 2019

Investment Type	Cost Basis	Total Market Value	% of Portfolio
AGENCY DUS/CMBS	65,201,836	67,262,018	32.83%
BROKER CD	8,622,500	8,650,574	4.34%
CORPORATE BOND	3,023,975	3,089,377	1.52%
GOVERNMENT AGENCY	2,531,817	2,564,633	1.27%
LOCAL CD	2,000,296	2,000,296	1.01%
MBS:WHFIT MBS	28,423,458	28,257,529	14.31%
MONEY MARKET	49,250,593	49,252,822	24.80%
TAXABLE MUNICIPAL BONDS	38,061,951	38,787,514	19.17%
US TREASURIES	1,463,340	1,529,763	0.74%
Grand Total	198,579,765	201,394,526	100.00%

Total Portfolio by Type



June 19

Long Term Portfolio Metric:

Estimate Annualized Rate of Return (Since Inception current advisors; 7/1/14)

Gross of Fees
 2.542%

vs. BOA ML 1-10 Treasury & Agency Index
 Gross of Fees
 1.9851%

TTO % over Index: 28.07%

Lyons Township Trustees of Schools
Investment Portfolio
Asset Listing
June 30, 2019

Custody	Investment Description	Maturity Date	Investment Type	Cusip/ Description	Cost Basis **1
Byline Bank	CDARS CD ATLANTIC UNION BK 1.8% 12/26/19	12/26/2019	LOCAL CD:CDARS CD	CDARS CD ATLANTIC UNION BK	244,548.23
Byline Bank	CDARS CD BANK AMERICA NA 1.8% 12/26/19	12/26/2019	LOCAL CD:CDARS CD	CDARS CD BANK AMERICA NA	244,548.23
Byline Bank	CDARS CD BANK OF CHINA 1.8% 12/26/19	12/26/2019	LOCAL CD:CDARS CD	CDARS CD BANK OF CHINA	244,548.23
Byline Bank	CDARS CD BANK OZK 1.8% 12/26/19	12/26/2019	LOCAL CD:CDARS CD	CDARS CD BANK OZK	244,548.23
Byline Bank	CDARS CD GREAT SOUTHERN BK 1.8% 12/26/19	12/26/2019	LOCAL CD:CDARS CD	CDARS CD GREAT SOUTHERN BK	33,006.51
Byline Bank	CDARS CD ISREAL DISC BK NY 1.8% 12/26/19	12/26/2019	LOCAL CD:CDARS CD	CDARS CD ISREAL DISCOUNT BK NY	244,548.23
Byline Bank	CDARS CD LANDMARK BANK 1.8% 12/26/19	12/26/2019	LOCAL CD:CDARS CD	CDARS CD LANDMARK BANK	244,548.23
Byline Bank	Public Funds Emerald MMA Var %	N/A	MONEY MARKET	Byline Bank MMA	40,275,229.10
CIBC Trust	02587DXU7 AMEX CENTURION 2% 5/7/20	05/07/2020	BROKER CD	02587DXU7	250,000.00
CIBC Trust	052414RU5 AUSTIN TX ELEC 2.937% 11/15/28	11/15/2028	TAXABLE MUNICIPAL BONDS	052414RU5	518,435.00
CIBC Trust	052414RV3 AUSTIN TX ELEC 2.987% 11/15/29	11/15/2029	TAXABLE MUNICIPAL BONDS	052414RV3	500,000.00
CIBC Trust	05580ADD3 BMW BANK NA 2% 11/18/19	11/18/2019	BROKER CD	05580ADD3	250,000.00
CIBC Trust	06740KJJ7 BARCLAYS BANK CD 1.9% 9/16/19	09/16/2019	BROKER CD	06740KJJ7	250,000.00
CIBC Trust	094808CC4 BLOOMINGTON MN PORT2.35% 2/1/23	02/01/2023	TAXABLE MUNICIPAL BONDS	094808CC4	416,338.60
CIBC Trust	13067WHZ8 CA ST WTR SER A0 2.437% 12/1/21	12/01/2021	TAXABLE MUNICIPAL BONDS	13067WHZ8	5,063.15
CIBC Trust	14042E6X3 CAPITAL ONE NA 2.2% 9/16/20	09/16/2020	BROKER CD	14042E6X3	250,000.00

Lyons Township Trustees of Schools
Investment Portfolio
Asset Listing
June 30, 2019

Custody	Investment Description	Maturity Date	Investment Type	Cusip/ Description	Cost Basis *1
CIBC Trust	165573C79 CHESTER CNTY PA 2.818% 5/15/24	05/15/2024	TAXABLE MUNICIPAL BONDS	165573C79	1,007,200.00
CIBC Trust	172311KC5 CINN OH WTR C 2.768% 12/1/22	12/01/2022	TAXABLE MUNICIPAL BONDS	172311KC5	528,675.00
CIBC Trust	17312QH77 CITIBANK NA 2.7% 3/29/21	03/29/2021	BROKER CD	17312QH77	250,000.00
CIBC Trust	20030NCQ2 COMCAST CORP 3.45% 10/1/21	10/01/2021	CORPORATE BOND	20030NCQ2	1,010,460.00
CIBC Trust	20772KER6 CT ST SER A 3.75% 9/15/20	09/15/2020	TAXABLE MUNICIPAL BONDS	20772KER6	1,011,530.00
CIBC Trust	21614TCZ1 COOK CY DIST#208 HS 3% 12/15/21	12/15/2021	TAXABLE MUNICIPAL BONDS	21614TCZ1	511,645.00
CIBC Trust	239864AY7 DAYTON OH MET B 2.31% 12/1/22	12/01/2022	TAXABLE MUNICIPAL BONDS	239864AY7	728,427.15
CIBC Trust	254672FV5 DISCOVER BANK CD 2.4% 1/21/22	01/21/2022	BROKER CD	254672FV5	250,000.00
CIBC Trust	3128CUL53 FREDMACGLD PL#G30348 6% 7/1/27	07/01/2027	MBS:WHFIT MBS	3128CUL53	275,295.30
CIBC Trust	3128M8UG7 FREDMAC GLD PL#G06583 5% 6/1/41	06/01/2041	MBS:WHFIT MBS	3128M8UG7	336,086.54
CIBC Trust	3128MEA43 FREDMAC #G15227 3.5% 12/1/29	12/01/2029	AGENCY DUS/CMBS	3128MEA43	755,606.09
CIBC Trust	3128PSC88 FHLMC GOLD PL#J12795 4% 8/1/25	08/01/2025	MBS:WHFIT MBS	3128PSC88	74,362.61
CIBC Trust	3128PT7C3 FREDMAC GLD PL#J14491 4% 2/1/26	02/01/2026	MBS:WHFIT MBS	3128PT7C3	1,112,621.96
CIBC Trust	3133EF4A2 FFCB 1.92% 4/9/22	04/09/2022	AGENCY DUS/CMBS	3133EF4A2	1,000,000.00
CIBC Trust	3136AQ5E6 FNMA 2016M2 AV2 2.152% 1/25/23	01/25/2023	AGENCY DUS/CMBS	3136AQ5E6	932,037.11
CIBC Trust	3136G36U4 FNMA 1.5% 9/29/21	09/29/2021	AGENCY DUS/CMBS	3136G36U4	1,000,000.00

Lyons Township Trustees of Schools
Investment Portfolio
Asset Listing
June 30, 2019

Custody	Investment Description	Maturity Date	Investment Type	Cusip/ Description	Cost Basis *1
CIBC Trust	31374CLS3 FNMA POOL#310037 6.5% 10/1/36	10/01/2036	MBS:WHFIT MBS	31374CLS3	65,106.82
CIBC Trust	3137AVE86 FHLMC K711CLA2 1.73% 7/25/19	07/25/2019	AGENCY DUS/CMBS	3137AVE86	96,646.85
CIBC Trust	3137AYCE9 FHLMC MULTI 2.682% 10/25/22	10/25/2022	AGENCY DUS/CMBS	3137AYCE9	1,017,500.00
CIBC Trust	3137B4WB8 FHLMC MULTI K03 3.06% 7/25/23	07/25/2023	AGENCY DUS/CMBS	3137B4WB8	514,609.38
CIBC Trust	3137EADB2 FHLMC 2.375% 1/13/22	01/13/2022	GOVERNMENT AGENCY	3137EADB2	2,531,816.50
CIBC Trust	3138AP3V8 FNMA POOL#A19811 4.5% 8/1/26	08/01/2026	MBS:WHFIT MBS	3138AP3V8	557,360.07
CIBC Trust	3138EGKL7 FNMA PL#AL0298 4% 5/1/26	05/01/2026	AGENCY DUS/CMBS	3138EGKL7	1,101,384.59
CIBC Trust	3138EJL0 FNMA #AL2606 2.647% 10/1/22	10/01/2022	AGENCY DUS/CMBS	3138EJL0	331,383.24
CIBC Trust	3138LOMH1 FNMA #AM0359 2.31% 8/1/22	08/01/2022	AGENCY DUS/CMBS	3138LOMH1	1,021,562.50
CIBC Trust	3138L2AE7 FNMA PL#AM1804 2.19% 12/1/22	12/01/2022	AGENCY DUS/CMBS	3138L2AE7	889,495.86
CIBC Trust	3138L3G8 FNMA #AM3498 2.01% 6/1/20	06/01/2020	AGENCY DUS/CMBS	3138L3G8	1,002,656.25
CIBC Trust	3138L3BR5 FNMA PL#AM2747 2.5% 4/1/23	04/01/2023	AGENCY DUS/CMBS	3138L3BR5	488,750.00
CIBC Trust	3138L86M1 FNMA PL#AM8075 2.85% 2/1/27	02/01/2027	AGENCY DUS/CMBS	3138L86M1	987,456.13
CIBC Trust	3138L8XW9 FNMA PL #AM7892 2.73% 1/1/23	01/01/2023	AGENCY DUS/CMBS	3138L8XW9	703,697.85
CIBC Trust	3138LDAV5 FNMA PL# AN0919 2.88% 2/1/26	02/01/2026	AGENCY DUS/CMBS	3138LDAV5	331,715.63
CIBC Trust	3138LGBV7 FNMA #AN3651 2.51% 11/1/26	11/01/2026	AGENCY DUS/CMBS	3138LGBV7	237,534.94

Lyons Township Trustees of Schools
Investment Portfolio
Asset Listing
June 30, 2019

Custody	Investment Description	Maturity Date	Investment Type	Cusip/ Description	Cost Basis *1
CIBC Trust	3138LGKF2 FNMA #AN3893 2.65% 12/1/23	12/01/2023	AGENCY DUS/CMBS	3138LGKF2	1,009,687.50
CIBC Trust	3138LH6P4 FNMA #AN53773.02% 5/1/27	05/01/2027	AGENCY DUS/CMBS	3138LH6P4	1,016,563.00
CIBC Trust	31400HKP7 FNMA POOL#688002 5.5% 3/1/33	03/01/2033	MBS:WHFIT MBS	31400HKP7	201,891.35
CIBC Trust	31400HLP6 FNMA POOL#688034 5.5% 3/1/33	03/01/2033	MBS:WHFIT MBS	31400HLP6	109,003.96
CIBC Trust	31401LVL4 FNMA POOL#711719 5.5% 6/1/33	06/01/2033	MBS:WHFIT MBS	31401LVL4	273,943.06
CIBC Trust	31406CU30 FNMA POOL#806202 5.5% 1/1/35	01/01/2035	MBS:WHFIT MBS	31406CU30	223,684.89
CIBC Trust	3140J5NB1 FNMA PL#BM1285 4.5% 5/1/47	05/01/2047	MBS:Other MBS	3140J5NB1	1,073,138.19
CIBC Trust	3140J8E22 FNMA #BM3751 3.5% 2/1/33	02/01/2033	AGENCY DUS/CMBS	3140J8E22	816,759.42
CIBC Trust	3140J8TA1 FNMA #BM4144 5% 7/1/47	07/01/2047	AGENCY DUS/CMBS	3140J8TA1	885,885.34
CIBC Trust	3140J9LW9 FNMA BM4840 4% 10/1/48	10/01/2048	AGENCY DUS/CMBS	3140J9LW9	1,252,352.72
CIBC Trust	3140Q9JA2 FNMA PL#CA2056 4.5% 7/1/48	07/01/2048	MBS:Other MBS	3140Q9JA2	183,862.03
CIBC Trust	31412QVT3 FNMA POOL#93226 4% 12/1/24	12/01/2024	MBS:WHFIT MBS	31412QVT3	1,779,926.31
CIBC Trust	31416LLU8 FNMA POOL#AA3038 5.5% 5/1/39	05/01/2039	MBS:WHFIT MBS	31416LLU8	587,849.32
CIBC Trust	31416WSV5 FNMA POOL#AB1431 5.5% 8/1/40	08/01/2040	MBS:WHFIT MBS	31416WSV5	841,230.86
CIBC Trust	31417J2M1 FNMA POOL#AC0779 5.5% 9/1/39	09/01/2039	MBS:WHFIT MBS	31417J2M1	610,307.01
CIBC Trust	31418MR79 FNMA POOL#AD0509 6% 1/1/39	01/01/2039	MBS:WHFIT MBS	31418MR79	2,615,529.95

Lyons Township Trustees of Schools
Investment Portfolio
Asset Listing
June 30, 2019

Custody	Investment Description	Maturity Date	Investment Type	Cusip/ Description	Cost Basis *1
CIBC Trust	31418RQF1 FNMA POOL#AD4053 5.5% 4/1/40	04/01/2040	MBS:WHFIT MBS	31418RQF1	1,727,529.51
CIBC Trust	31418U4X9 FNMA POOL#AD7137 5.5% 7/1/40	07/01/2040	MBS:WHFIT MBS	31418U4X9	3,437,093.89
CIBC Trust	3733842P0 GEORGIA ST SER B 2.67% 2/1/22	02/01/2022	TAXABLE MUNICIPAL BONDS	3733842P0	854,649.50
CIBC Trust	38147JS94 GOLDMAN SACHS USA 3.3% 7/16/24	07/16/2024	BROKER CD	38147JS94	250,000.00
CIBC Trust	38378B6L8 GNMA 2013-12B 2.15487% 11/16/52	11/16/2052	AGENCY DUS/CMBS	38378B6L8	387,875.00
CIBC Trust	38379RX24 GNMA SER2017-126AC 2.5% 5/16/59	05/16/2059	AGENCY DUS/CMBS	38379RX24	969,382.85
CIBC Trust	40434YCU9 HSBC BANK USA NA 2% 10/27/23	10/27/2023	BROKER CD	40434YCU9	250,000.00
CIBC Trust	438670Q61 HONOLULU HI CITY 2.412% 11/1/21	11/01/2021	TAXABLE MUNICIPAL BONDS	438670Q61	1,638,747.00
CIBC Trust	459200HM6 IBM Corp 1.625% 5/15/20	05/15/2020	CORPORATE BOND	459200HM6	489,665.00
CIBC Trust	46625HHU7 JP MORGAN CHASE 4.25% 10/15/20	10/15/2020	CORPORATE BOND	46625HHU7	1,015,660.00
CIBC Trust	48126XYP4 JPMORGAN CHASE BK 2.1% 2/28/21	02/28/2021	BROKER CD	48126XYP4	250,000.00
CIBC Trust	546585LK4 LOUISVILLE/JEFFER KY 3% 12/1/19	12/01/2019	TAXABLE MUNICIPAL BONDS	546585LK4	267,260.40
CIBC Trust	586108AK8 MEMPHIS SHELBY CO TN 2% 11/1/19	11/01/2019	TAXABLE MUNICIPAL BONDS	586108AK8	1,000,000.00
CIBC Trust	590485E46 MESA AZ SER B 1.538% 7/1/20	07/01/2020	TAXABLE MUNICIPAL BONDS	590485E46	150,000.00
CIBC Trust	591852VA3 METRO COUNCIL MN ST 1.9% 9/1/21	09/01/2021	TAXABLE MUNICIPAL BONDS	591852VA3	303,453.00
CIBC Trust	59333P4G0 MIAMI DADECTY FL 2.608% 10/1/22	10/01/2022	TAXABLE MUNICIPAL BONDS	59333P4G0	500,000.00

Lyons Township Trustees of Schools

Investment Portfolio

Asset Listing

June 30, 2019

Custody	Investment Description	Maturity Date	Investment Type	Cusip/ Description	Cost Basis *1
CIBC Trust	604195VC8 MINNETONKA MN #276 2.55% 1/1/24	01/01/2024	TAXABLE MUNICIPAL BONDS	604195VC8	239,895.00
CIBC Trust	61690UBB5 MORGAN STANLEY BK 3.4% 11/8/22	11/08/2022	BROKER CD	61690UBB5	250,000.00
CIBC Trust	61760AE88 MORRIGAN STAN PVT CD 2.7% 6/6/24	06/06/2024	BROKER CD	61760AE88	250,000.00
CIBC Trust	64966MC49 NY 2019-C 3.57% 12/1/26	12/01/2026	TAXABLE MUNICIPAL BONDS	64966MC49	500,000.00
CIBC Trust	64971WAD2 NY,NY TRANS SECDB2 2.8% 11/1/21	11/01/2021	TAXABLE MUNICIPAL BONDS	64971WAD2	501,985.00
CIBC Trust	64971XJD1 NY CITY TAX19 C-2 2.98% 11/1/27	11/01/2027	TAXABLE MUNICIPAL BONDS	64971XJD1	1,001,930.00
CIBC Trust	64990ERK5 NY ST DORM AUTH 2.25% 3/15/20	03/15/2020	TAXABLE MUNICIPAL BONDS	64990ERK5	998,920.00
CIBC Trust	674599BY0 OCCIDENTAL PETROLEUM 4.1% 2/1/2	02/01/2021	CORPORATE BOND	674599BY0	508,190.00
CIBC Trust	68609TJF6 OR ST ART XI Q B 3.352% 5/1/29	05/01/2029	TAXABLE MUNICIPAL BONDS	68609TJF6	225,000.00
CIBC Trust	686356PP5 ORLAND PK IL A 2.3% 12/1/22	12/01/2022	TAXABLE MUNICIPAL BONDS	686356PP5	529,008.00
CIBC Trust	704668DG4 PEACHTREE CITY GA 2.47% 3/1/22	03/01/2022	TAXABLE MUNICIPAL BONDS	704668DG4	294,222.60
CIBC Trust	70922PAL6 PENN ST TURNPIKE 3.029% 12/1/24	12/01/2024	TAXABLE MUNICIPAL BONDS	70922PAL6	777,775.00
CIBC Trust	718814J64 PHOENIX AZ VAR 2.867% 7/1/23	07/01/2023	TAXABLE MUNICIPAL BONDS	718814J64	994,060.00
CIBC Trust	733911CB5 CORPUS CHRISTI NUECES B 3.318%	12/01/2023	TAXABLE MUNICIPAL BONDS	733911CB5	750,000.00
CIBC Trust	735389YT9 PORT SEATTLE WA B 2.43% 5/1/22	05/01/2022	TAXABLE MUNICIPAL BONDS	735389YT9	500,000.00
CIBC Trust	736740MT5 PORTLAND OR JENLWEN 3.5% 6/1/26	06/01/2026	TAXABLE MUNICIPAL BONDS	736740MT5	1,024,220.00

Lyons Township Trustees of Schools
Investment Portfolio
Asset Listing
June 30, 2019

Custody	Investment Description	Maturity Date	Investment Type	Cusip/ Description	Cost Basis *1
CIBC Trust	795676QM0 SALT LAKE UT SER B 1.95% 6/15/21	06/15/2021	TAXABLE MUNICIPAL BONDS	795676QM0	471,319.35
CIBC Trust	7976465H5 SAN FRAN CA HSG 3.352% 6/15/29	06/15/2029	TAXABLE MUNICIPAL BONDS	7976465H5	425,000.00
CIBC Trust	812626Y29 SEATTLE WA REF SER B 1.6% 1/1/20	01/01/2020	TAXABLE MUNICIPAL BONDS	812626Y29	1,005,590.00
CIBC Trust	812627FP7 SEATTLE WA IMP TB 3.375% 12/1/28	12/01/2028	TAXABLE MUNICIPAL BONDS	812627FP7	781,368.20
CIBC Trust	867612CX9 SUNNYVALE CA WTR 3.17% 4/1/26	04/01/2026	TAXABLE MUNICIPAL BONDS	867612CX9	537,691.05
CIBC Trust	87164XEY8 SYNCHRONY BANK 1.95% 1/16/20	01/16/2020	BROKER CD	87164XEY8	250,000.00
CIBC Trust	875124ER6 TAMPABAY WTR RG 2.612% 10/1/25	10/01/2025	TAXABLE MUNICIPAL BONDS	875124ER6	1,000,000.00
CIBC Trust	9128282A7 US TREASURY 1.5% 8/15/26	08/15/2026	US TREASURIES	9128282A7	464,199.22
CIBC Trust	912828VS6 US TREASURY NOTE 2.5% 8/15/23	08/15/2023	US TREASURIES	912828VS6	999,140.63
CIBC Trust	91412GF59 UofCA REV SER AU 1.91% 5/15/21	05/15/2021	TAXABLE MUNICIPAL BONDS	91412GF59	750,000.00
CIBC Trust	914713H47 UN NC CHAP HILL 2.535% 12/1/22	12/01/2022	TAXABLE MUNICIPAL BONDS	914713H47	1,014,580.00
CIBC Trust	938429R74 WASHINGTON SD48J 1.796% 6/15/20	06/15/2020	TAXABLE MUNICIPAL BONDS	938429R74	500,000.00
CIBC Trust	93974DHW1 WASHINGTON ST 2.74% 8/1/22	08/01/2022	TAXABLE MUNICIPAL BONDS	93974DHW1	994,120.00
CIBC Trust	949763A48 WELLS FARGO CD 2.75% 5/3/24	05/03/2024	BROKER CD	949763A48	250,000.00
CIBC Trust	CIBC WEALTHMGMT MM 1 Var%	N/A	MONEY MARKET	WMMA00993-1	635,173.55
CIBC Trust	CIBC WEALTHMGMT MM 1 Var%	N/A	MONEY MARKET	WMMA00993-2	75,177.82

Lyons Township Trustees of Schools
Investment Portfolio
Asset Listing
June 30, 2019

Custody	Investment Description	Maturity Date	Investment Type	Cusip/ Description	Cost Basis *1
CIBC Trust	016788B67 ALLEGAN CNTY MI 2.4% 5/1/20	05/01/2020	TAXABLE MUNICIPAL BONDS	016788B67	450,000.00
CIBC Trust	051411RQ1 AUGUSTA ME TX PNS 3.13% 10/1/22	10/01/2022	TAXABLE MUNICIPAL BONDS	051411RQ1	490,000.00
CIBC Trust	080053GM7 BELLWOODANTIS PA 2.85% 6/1/2020	06/01/2020	TAXABLE MUNICIPAL BONDS	080053GM7	255,000.00
CIBC Trust	095167RW4 BLOUNT CNTY TN A 1.73% 6/1/21	06/01/2021	TAXABLE MUNICIPAL BONDS	095167RW4	107,800.00
CIBC Trust	143287BK5 CARMEL IN PUB 1A 1.726% 1/5/21	01/15/2021	TAXABLE MUNICIPAL BONDS	143287BK5	135,000.00
CIBC Trust	199492CU1 COLUMBUS OH SER8 2.483% 12/1/23	12/01/2023	TAXABLE MUNICIPAL BONDS	199492CU1	387,488.00
CIBC Trust	20772JWZ1 CONNECTICUT TX SER 2.7% 9/1/22	09/01/2022	TAXABLE MUNICIPAL BONDS	20772JWZ1	1,002,860.00
CIBC Trust	272497PH5 GRAND RPDS MI SERB 2.52% 5/1/20	05/01/2020	TAXABLE MUNICIPAL BONDS	272497PH5	625,000.00
CIBC Trust	3128M9B92 FRDMC GLDPL#G06964 5.5% 11/1/38	11/01/2038	MBS:WHFIT MBS	3128M9B92	715,751.27
CIBC Trust	3129405F2 FREDMACGLDPL#J21621 5.5% 6/1/40	06/01/2040	MBS:WHFIT MBS	3129405F2	47,088.41
CIBC Trust	3136A72D3 FNMA 2012-M9 A2 2.482 4/25/22	04/25/2022	AGENCY DUS/CMBS	3136A72D3	1,103,569.62
CIBC Trust	3136AEGQ4 FNMA 2013M7 CLA2 2.28% 12/27/22	12/27/2022	AGENCY DUS/CMBS	3136AEGQ4	1,098,730.32
CIBC Trust	3136AEX69 FNMA 2013-M9 A2 2.389% 1/25/23	01/25/2023	AGENCY DUS/CMBS	3136AEX69	247,940.05
CIBC Trust	3136AJ7G5 FNMA 2014M6 A2 2.67851% 5/25/21	05/25/2021	AGENCY DUS/CMBS	3136AJ7G5	114,891.54
CIBC Trust	3136AMKZ1 FNMA 2015M1 CLA2 2.532% 9/25/24	06/25/2024	AGENCY DUS/CMBS	3136AMKZ1	1,777,921.88
CIBC Trust	3136AMST7 FNMA 2015M3A2 2.72296% 10/25/24	10/25/2024	AGENCY DUS/CMBS	3136AMST7	1,240,199.22

Lyons Township Trustees of Schools
Investment Portfolio
Asset Listing
June 30, 2019

Custody	Investment Description	Maturity Date	Investment Type	Cusip/ Description	Cost Basis *1
CIBC Trust	3136AQV80 FNMA 2016 MI A2 2.939% 1/25/26	01/25/2026	AGENCY DUS/CMBS	3136AQV80	486,269.53
CIBC Trust	3136ARTY4 FNMA 2016-M4CLA1 2.187% 3/25/26	03/25/2026	AGENCY DUS/CMBS	3136ARTY4	431,090.37
CIBC Trust	3136ATZ80 FNMA 2.08% 7/25/26	07/25/2026	AGENCY DUS/CMBS	3136ATZ80	907,110.77
CIBC Trust	3136AV7G8 FNMA 17 M7 CLA2 2.961% 2/25/27	02/25/2027	AGENCY DUS/CMBS	3136AV7G8	1,805,857.04
CIBC Trust	3136AX7E9 FNMA 2017 M12 A2 3.081% 6/25/27	06/25/2027	AGENCY DUS/CMBS	3136AX7E9	1,135,255.17
CIBC Trust	3136AXVB8 FNMA 2017M10 AV2 2.646% 7/25/24	07/25/2024	AGENCY DUS/CMBS	3136AXVB8	2,048,126.40
CIBC Trust	3136AY2H5 FNMA 2017M14 A2 2.8765 11/25/27	11/25/2027	AGENCY DUS/CMBS	3136AY2H5	202,687.50
CIBC Trust	3136AY7L1 FNMA 2018M1 A2 2.986% 12/27/27	12/27/2027	AGENCY DUS/CMBS	3136AY7L1	788,500.00
CIBC Trust	3136B0YM2 FNMA 2018-M2A2 2.99924% 1/25/28	01/25/2028	AGENCY DUS/CMBS	3136B0YM2	1,030,473.43
CIBC Trust	3136B1XJ8 FNMA 2018M4A2 3.043% 3/25/28	03/25/2028	AGENCY DUS/CMBS	3136B1XJ8	1,011,328.13
CIBC Trust	3137ATRW4 FRED MAC MULTI 2.373% 5/25/22	05/25/2022	AGENCY DUS/CMBS	3137ATRW4	857,790.62
CIBC Trust	3137AVXN2 FHLMC MULTI 2.355% 7/25/22	07/25/2022	AGENCY DUS/CMBS	3137AVXN2	1,302,966.79
CIBC Trust	3137AWQG3 FHLMC MULTI KO23 1.583% 4/25/22	04/25/2022	AGENCY DUS/CMBS	3137AWQG3	844,937.76
CIBC Trust	3137B1U75 FHLMC MULTI FAM 2.522% 1/25/23	01/25/2023	AGENCY DUS/CMBS	3137B1U75	490,468.75
CIBC Trust	3137B3NA2 FHLMC MULTIFAMPSS 3.25% 4/25/23	04/25/2023	AGENCY DUS/CMBS	3137B3NA2	1,038,359.38
CIBC Trust	3137BGJZ3 FHLMC MULT K043 2.532% 10/25/23	10/25/2023	AGENCY DUS/CMBS	3137BGJZ3	304,834.13

Lyons Township Trustees of Schools
Investment Portfolio
Asset Listing
June 30, 2019

Custody	Investment Description	Maturity Date	Investment Type	Cusip/ Description	Cost Basis *1
CIBC Trust	3137BLMA3 FHLMC MULTI KS03 2.272% 6/25/22	06/25/2022	AGENCY DUS/CMBS	3137BLMA3	771,950.78
CIBC Trust	3137BLW95 FHLMC MT K050 A2 3.334% 8/25/25	08/25/2025	AGENCY DUS/CMBS	3137BLW95	599,635.20
CIBC Trust	3137BMTX4 FHLMC K052 A2 3.151% 11/25/25	11/25/2025	AGENCY DUS/CMBS	3137BMTX4	1,584,470.51
CIBC Trust	3137BQBY2 FHLMC MULTI K722 2.183% 5/25/22	05/25/2022	AGENCY DUS/CMBS	3137BQBY2	548,488.18
CIBC Trust	3137BQYS0 FHLMC MULTI K056 2.525% 5/25/26	05/25/2026	AGENCY DUS/CMBS	3137BQYS0	473,456.25
CIBC Trust	3137BRQH1 FHLMC K057 2.206% 6/25/25	06/25/2025	AGENCY DUS/CMBS	3137BRQH1	555,100.48
CIBC Trust	3137BS6Q1 FHLMC MULTI KJ08 2.356% 1/25/35	01/25/2035	AGENCY DUS/CMBS	3137BS6Q1	1,383,242.75
CIBC Trust	3137BWWVD2 FHLMC MULTTK725A2 3.0002 1/25/24	01/25/2024	AGENCY DUS/CMBS	3137BWWVD2	766,816.41
CIBC Trust	3137F4D41 FHLMC MULTI K074 A2 3.6%	01/25/2028	AGENCY DUS/CMBS	3137F4D41	222,406.25
CIBC Trust	3137FAWS3 FHLMC 2067 CL A2 3.194% 7/25/27	07/25/2027	AGENCY DUS/CMBS	3137FAWS3	694,468.67
CIBC Trust	3137FEBQ2 FHLMC MULTI K072A2 3.444% 12/25	12/25/2027	AGENCY DUS/CMBS	3137FEBQ2	934,539.06
CIBC Trust	3137FK4M5 FHLMC MULTI K085A2 4.06% 10/25/	10/25/2028	AGENCY DUS/CMBS	3137FK4M5	563,638.35
CIBC Trust	31381VBS3 FANNIE MAE #471749 2.69% 7/1/22	07/01/2022	AGENCY DUS/CMBS	31381VBS3	234,053.51
CIBC Trust	3138AKW96 FNMA POOL#AI6071 5% 6/1/41	06/01/2041	MBS:WHFIT MBS	3138AKW96	1,524,204.85
CIBC Trust	3138EGDB7 FNMA POOL#AL0097 6% 7/1/40	07/01/2040	MBS:WHFIT MBS	3138EGDB7	478,654.98
CIBC Trust	3138EKEY7 FNMA POOL#AL2850 4% 9/1/26	09/01/2026	MBS:WHFIT MBS	3138EKEY7	2,317,092.11

Lyons Township Trustees of Schools
Investment Portfolio
Asset Listing
June 30, 2019

Custody	Investment Description	Maturity Date	Investment Type	Cusip/ Description	Cost Basis *1
CIBC Trust	3138EKEZ4 FNMA POOL#AL2851 4% 8/1/26	08/01/2026	MBS:WHFIT MBS	3138EKEZ4	812,716.90
CIBC Trust	3138EKYU3 FNMA POOL#AL3422 5% 1/1/25	01/01/2025	MBS:WHFIT MBS	3138EKYU3	399,047.87
CIBC Trust	3138ELFR9 FNMA POOL#AL3775 5% 1/1/39	01/01/2039	MBS:WHFIT MBS	3138ELFR9	385,188.49
CIBC Trust	3138L06C0 FNMA PL#AM0866 2.2% 12/1/22	12/01/2022	AGENCY DUS/CMBS	3138L06C0	225,020.46
CIBC Trust	3138L0LC3 FNMA PL#AM0322 2.44% 8/1/22	08/01/2022	AGENCY DUS/CMBS	3138L0LC3	257,969.37
CIBC Trust	3138L1DX4 FNMA PL AM1017 2.15% 10/1/22	10/01/2022	AGENCY DUS/CMBS	3138L1DX4	576,319.33
CIBC Trust	3138L2GK7 FNMA PL#AM2001 1.58% 1/1/20	01/01/2020	AGENCY DUS/CMBS	3138L2GK7	1,692,832.87
CIBC Trust	3138L2SJ7 FNMA PL#AM2320 1.68% 1/1/20	01/01/2020	AGENCY DUS/CMBS	3138L2SJ7	448,038.87
CIBC Trust	3138L3G8 FNMA PL#AM3498 2.01% 6/1/20	06/01/2020	AGENCY DUS/CMBS	3138L3G8	176,148.44
CIBC Trust	3138L3G41 FNMA PL#AM2918 2.51% 4/1/23	04/01/2023	AGENCY DUS/CMBS	3138L3G41	871,690.16
CIBC Trust	3138L3JQ9 FNMA PL#AM2970 2.42% 5/1/23	04/01/2023	AGENCY DUS/CMBS	3138L3JQ9	526,393.63
CIBC Trust	3138L3YR0 FNMA PL#AM3419 2.42% 5/1/23	05/01/2023	AGENCY DUS/CMBS	3138L3YR0	875,444.92
CIBC Trust	3138L87C2 FNMA PL#AM8090 2.48% 2/1/25	02/01/2025	AGENCY DUS/CMBS	3138L87C2	1,005,490.61
CIBC Trust	3138L9HU9 FNMA PL# AM8342 2.36% 4/1/22	04/01/2022	AGENCY DUS/CMBS	3138L9HU9	519,179.69
CIBC Trust	3138L9JE3 FNMA #AM8360 2.165% 5/1/22	05/01/2022	AGENCY DUS/CMBS	3138L9JE3	168,050.05
CIBC Trust	3138LCCK9 FNMA #AN0073 2.29% 11/1/22	11/01/2022	AGENCY DUS/CMBS	3138LCCK9	415,649.31

Lyons Township Trustees of Schools
Investment Portfolio
Asset Listing
June 30, 2019

Custody	Investment Description	Maturity Date	Investment Type	Cusip/ Description	Cost Basis *1
CIBC Trust	3138LCMS1 FNMA AN0368 3.05% 12/1/25	12/01/2025	AGENCY DUS/CMBS	3138LCMS1	764,794.75
CIBC Trust	3138LD5G4 FNMA #AN1746 2.15% 9/1/23	09/01/2023	AGENCY DUS/CMBS	3138LD5G4	2,057,273.44
CIBC Trust	3138LDPPP2 FNMA #AN1329 2.42% 4/1/23	04/01/2023	AGENCY DUS/CMBS	3138LDPPP2	597,106.07
CIBC Trust	3138LGP67 FNMA PL#AN4044 2.12% 12/1/20	12/01/2020	AGENCY DUS/CMBS	3138LGP67	486,370.07
CIBC Trust	3138LGWU6 FNMA #AN4258 2.65% 1/1/23	01/01/2023	AGENCY DUS/CMBS	3138LGWU6	371,198.49
CIBC Trust	3138LJ2F6 FMNA AN6173 3.12% 7/1/29	07/01/2019	AGENCY DUS/CMBS	3138LJ2F6	1,263,867.19
CIBC Trust	31402YEX8 FNMA POOL#741850 5.5% 9/1/33	09/01/2033	MBS:WHFIT MBS	31402YEX8	271,299.72
CIBC Trust	31417TLC0 FNMA POOL#AC6622 5.5% 11/1/39	11/01/2039	MBS:WHFIT MBS	31417TLC0	3,676,954.96
CIBC Trust	31417VZ22 FNMA POOL #AC8860 4.5% 12/1/24	12/01/2024	MBS:WHFIT MBS	31417VZ22	1,524,300.43
CIBC Trust	31418WCA6 FNMA POOL#AD8164 4% 8/1/25	08/01/2025	MBS:WHFIT MBS	31418WCA6	185,334.40
CIBC Trust	38141W273 GOLDMAN SACHS FIN SQ GOVT-FS	N/A	MONEY MARKET	38141W273	497,813.32
CIBC Trust	38378KRM3 GNMA AB2013-78 1.62443% 7/16/39	07/16/2039	AGENCY DUS/CMBS	38378KRM3	428,454.02
CIBC Trust	38378KYD5 GNMA SER2013-107 CLA 2% 5/16/40	05/16/2040	AGENCY DUS/CMBS	38378KYD5	398,936.75
CIBC Trust	38378ND91 GNMA SER2014-33 AB 2.1% 8/16/39	08/16/2039	AGENCY DUS/CMBS	38378ND91	223,740.05
CIBC Trust	38379KBZ0 GNMASER2015-23 1.9999% 11/16/40	11/16/2040	AGENCY DUS/CMBS	38379KBZ0	375,617.39
CIBC Trust	38379KZY7 GNMA 2015-114 CL A 2.1% 6/15/55	06/15/2055	AGENCY DUS/CMBS	38379KZY7	1,436,480.47

Lyons Township Trustees of Schools
Investment Portfolio
Asset Listing
June 30, 2019

Custody	Investment Description	Maturity Date	Investment Type	Cusip/ Description	Cost Basis *1
CIBC Trust	38379RAA1 GNMA 2015-183 2.3% 3/16/2056	03/16/2056	AGENCY DUS/CMBS	38379RAA1	687,652.52
CIBC Trust	462467PS4 IOWA ST SER C2 2.185% 7/7/19	07/01/2019	TAXABLE MUNICIPAL BONDS	462467PS4	448,782.50
CIBC Trust	507408LW0 MCHENRY CTY D118 3.45% 1/1/27	01/01/2027	TAXABLE MUNICIPAL BONDS	507408LW0	250,000.00
CIBC Trust	523559BR2 LEE CNTY GA UTILITY B 2% 8/1/19	08/01/2019	TAXABLE MUNICIPAL BONDS	523559BR2	169,858.90
CIBC Trust	57419RB79 MD ST CMTY DEV A 1.945% 3/1/21	03/01/2021	TAXABLE MUNICIPAL BONDS	57419RB79	250,000.00
CIBC Trust	59465MU94 MI ST HSG DEV B 2.096% 4/1/21	04/01/2021	TAXABLE MUNICIPAL BONDS	59465MU94	300,000.00
CIBC Trust	6041293M6 MINN ST VAR SER D 2.43% 8/1/22	08/01/2022	TAXABLE MUNICIPAL BONDS	6041293M6	358,086.90
CIBC Trust	60416SPS3 MN ST HSG FIN AGY 2.45% 1/1/22	01/01/2021	TAXABLE MUNICIPAL BONDS	60416SPS3	65,000.00
CIBC Trust	64469DXY2 NH ST HSG FIN TX 2.636% 7/1/21	07/01/2021	TAXABLE MUNICIPAL BONDS	64469DXY2	174,768.29
CIBC Trust	64971WFJ4 NY CITY TRANS FIN 2.85% 8/1/22	08/01/2022	TAXABLE MUNICIPAL BONDS	64971WFJ4	1,002,500.00
CIBC Trust	64971WZV5 NY NY TRAN FIN E3 2.92% 2/1/27	02/01/2027	TAXABLE MUNICIPAL BONDS	64971WZV5	636,112.50
CIBC Trust	658207RF4 NC ST HSG SER 36 1.944% 7/1/19	07/01/2019	TAXABLE MUNICIPAL BONDS	658207RF4	349,709.00
CIBC Trust	686356PP5 ORLAND PARK IL 2.3% 12/1/22	12/01/2022	TAXABLE MUNICIPAL BONDS	686356PP5	547,200.00
CIBC Trust	689225TM2 OTTAWACTY MI PENS 2.85% 11/1/22	11/01/2022	TAXABLE MUNICIPAL BONDS	689225TM2	140,000.00
CIBC Trust	751622JP7 RAMSEY CTY MN CAP IMP 3% 2/1/24	02/01/2024	TAXABLE MUNICIPAL BONDS	751622JP7	441,460.80
CIBC Trust	751622JQ5 RAMSEY CTY MN CAP IMP 3% 2/1/25	02/01/2025	TAXABLE MUNICIPAL BONDS	751622JQ5	450,955.05

Lyons Township Trustees of Schools
Investment Portfolio
Asset Listing
June 30, 2019

Custody	Investment Description	Maturity Date	Investment Type	Cusip/ Description	Cost Basis *1
CIBC Trust	771639SY8 ROCHESTER NH B 2% 3/1/20	03/01/2020	TAXABLE MUNICIPAL BONDS	771639SY8	335,418.75
CIBC Trust	79467BAT2 SALES TX SECURIT C 2.754% 1/1/2	01/01/2023	TAXABLE MUNICIPAL BONDS	79467BAT2	402,144.40
CIBC Trust	800732JN0 SANGAMON CNTY IL D5 1.9% 1/1/20	01/01/2020	TAXABLE MUNICIPAL BONDS	800732JN0	137,900.00
CIBC Trust	8827233J6 TX ST FIN AST C-2 1.305% 8/1/20	08/01/2020	TAXABLE MUNICIPAL BONDS	8827233J6	200,000.00
CIBC Trust	8827233L1 TX ST WTR FIN C-2 1.737% 8/1/22	08/01/2022	TAXABLE MUNICIPAL BONDS	8827233L1	250,000.00
CIBC Trust	882806EM0 TX ST TECH 17TH 2.104% 2/15/20	02/15/2020	TAXABLE MUNICIPAL BONDS	882806EM0	450,000.00
CIBC Trust	91412GSB2 UN OF CA SER AH 1.796% 7/1/19	07/01/2019	TAXABLE MUNICIPAL BONDS	91412GSB2	341,674.00
CIBC Trust	939307HG2 WASH.MULTI.YAM 2.295% 6/30/19	06/30/2019	TAXABLE MUNICIPAL BONDS	939307HG2	500,000.00
CIBC Trust	942221GC0 WATERTOWN WI SCH D 2.5% 4/1/22	04/01/2022	TAXABLE MUNICIPAL BONDS	942221GC0	234,412.50
CIBC Trust	977100CY0 WI ST GEN FD A 1.899% 5/1/22	05/01/2022	TAXABLE MUNICIPAL BONDS	977100CY0	414,711.10
First Midwest Bank	CD 0134798958 2.20%	09/04/2019	LOCAL CD	134798958	250,000.00
First Midwest Bank	CD 0134805167 2.20%	09/04/2019	LOCAL CD	0134805167	250,000.00
First Midwest Bank	First Midwest Money Market xx403 Var%	N/A	MONEY MARKET	1st Midwest Money Market	7,766,380.04
ISDLAF+ SUMMARY	ISDLAF+ CD BMO Harris Bank 2.732% 12/9/19	12/09/2019	BROKER CD	SDLAF+ CD BMO Harris Bank	2,694,900.00
ISDLAF+ SUMMARY	ISDLAF+ CD Pacific Western 2.701% 3/5/20	03/05/2020	BROKER CD	SDLAF+ CD Pacific Western Bank	2,677,600.00
ISDLAF+ SUMMARY	ISDLAF+ SDA BANK OF THE OZARKS 2.250%	N/A	MONEY MARKET	ISDLAF+ SDA BANK OF THE OZARKS	804.68

Lyons Township Trustees of Schools
Investment Portfolio
Asset Listing
June 30, 2019

Custody	Investment Description	Maturity Date	Investment Type	Cusip/ Description	Cost Basis *1
ISDLAF+ SUMMARY	ISDLAF+ SDA CITIBANK 2.250%	N/A	MONEY MARKET	ISDLAF+ CITIBANK	14.28
					198,579,764.71

*1 Cost basis is the amount at which the asset is purchased less any funds received or adjusted

FY20
Preliminary Budget

Township Trustees of Schools

TOWNSHIP 38 NORTH, RANGE 12 EAST
www.lyonstto.net

BOARD OF SCHOOL TRUSTEES
Michael S. Thiessen, President
Michael Dickman, Trustee
Nicholas A. Kantas, Trustee

22 Calendar Ave. STE D
LaGrange, IL 60525
Phone 708-352-4480
Fax 708-352-4417

DATE: July 25, 2019
TO: Board of School Trustees
FROM: Kenneth T. Getty, MBA, CSBO
SUBJECT: FY2020 Preliminary Budget

AG

The preliminary budget assumptions for the 2019-20 fiscal year has been prepared for Trustee consideration and advisement:

- FY2020 Preliminary Budget is 2.00% higher than FY2019 Final Amended Budget
- Salaries:
 - FY2020 Employee Compensation has been kept at FY2019 levels, until the Trustees approve the proposed FY2020 Employee Compensation
- Benefits:
 - IMRF Employer Contribution rate increases by 63 basis points to 6.94%
- Technology Upgrades:
 - The LTTO is migrating to a Microsoft-based platform that will allow for a fully integrated phone/e-mail/video collaboration tools that will increase productivity and reduce costs in FY20
- Litigation:
 - Miller Canfield has advised to keep the \$500,000 budget line for FY2019

LYONS TOWNSHIP TREASURER'S OFFICE
Preliminary Budget and Staffing Comparison - FY20 to FY19

PROGRAM STAFF DETAIL	FY20	FY19	INC/DEC
Treasurer	1.00	1.00	0.00
Director of Finance & Operations	1.00	1.00	0.00
HR / Office Manager	1.00	1.00	0.00
Payroll / Accounts Receivable	1.00	1.00	0.00
Accountant	1.00	1.00	0.00
Senior Accountant	1.00	1.00	0.00
Record Management	0.35	0.35	0.00
PT - Business Services	1.00	1.00	0.00
TOTAL STAFF	7.35	7.35	0.00

Education Fund

EXPENDITURE DETAIL	FY20	FY18	INC/DEC
1000 SALARIES	\$527,922	\$494,172	\$33,750
2000 BENEFITS	\$200,225	\$222,898	(\$22,673)
3000 SERVICES	\$930,074	\$899,834	\$30,240
4000 SUPPLIES	\$14,500	\$15,800	(\$1,300)
5000 EQUIPMENT	\$4,500	\$11,000	(\$6,500)
6000 OTHER	\$3,000	\$3,500	(\$500)
Subtotal Expenditures	\$1,680,221	\$1,647,204	\$33,017

TOTAL EXPENDITURES	\$1,680,221	\$1,647,204	\$33,017
---------------------------	--------------------	--------------------	-----------------

Preliminary Budget Comparison - FY20 to FY19		ACCOUNT NAME	BUDGET 2020	BUDGET 2019
10.4.1940.0000.000.4001		Pro-rata Current Year	\$1,625,774	\$1,608,192
10.4.1940.0000.000.4002		Pro-rata Immediate Prior Year	\$529,776	\$354,104
10.4.1940.0000.000.4003		Pro-rata Prior Years	\$522,939	\$386,985
10.4.1999.0000.000.0000		Other Local Revenues	\$11,500	\$0
10		<i>Education Fund</i>	\$2,689,988	\$2,349,281
Education Fund Expenditures				
10.5.2520.1000.000.5001		Salary-Treasurer	\$140,000	\$140,000
10.5.2520.1000.000.5002		Office Manager	\$71,193	\$71,193
10.5.2520.1000.000.5004		Salary-Payroll / Accounts Recievable	\$60,000	\$60,000
10.5.2520.1000.000.5008		Salary-Records Management	\$17,000	\$17,000
10.5.2520.1000.000.5010		Salary-Overtime	\$0	\$0
10.5.2520.1000.000.5011		Salary-CFO / Dir. of Operations	\$110,000	\$75,000
10.5.2520.1000.000.5012		Salary-Accountant	\$38,603	\$38,603
10.5.2520.1000.000.5013		Salary-Senior Accountant	\$76,126	\$76,126
10.5.2520.1000.000.5014		Salary-Reception / Banking	\$0	\$1,250
10.5.2520.1000.000.5015		PT-Business Services	\$15,000	\$15,000
1000 Series Total			\$527,922	\$494,172
10.5.2520.2120.000.0000		IMRF	\$41,000	\$43,802
10.5.2520.2130.000.0000		FICA	\$41,000	\$39,912
10.5.2520.2140.000.0000		Medicare	\$9,500	\$9,334
10.5.2520.3800.000.0011		Retiree/COBRA Benefits	\$7,500	\$15,000
10.5.2520.3800.000.2009		IDES	\$14,000	\$5,000
10.5.2520.2210.000.0000		Life Insurance	\$1,100	\$1,350
10.5.2520.2220.000.0000		Medical Insurance	\$80,000	\$100,000
10.5.2520.2230.000.0000		Dental Insurance	\$5,200	\$7,500
10.5.2520.2341.000.0000		Vision Insurance	\$925	\$1,000
2000 Series Total			\$200,225	\$222,898
10.5.2520.3100.000.0000		CPA Services	\$95,000	\$65,000
10.5.2520.3100.000.0019		Programming & Training	\$4,000	\$0
10.5.2520.3100.000.0023		Prof & Tech Services - IT	\$9,000	\$13,000
10.5.2520.3110.000.0000		Employee Assistance Services	\$2,500	\$2,500
10.5.2520.3160.000.0000		Annual I.V. License	\$122,000	\$120,000
10.5.2520.3160.000.0027		Software	\$9,000	\$12,000

Preliminary Budget Comparison - FY20 to FY19	ACCOUNT NAME	BUDGET 2020	BUDGET 2019
10.5.2520.3170.000.0000	Audit/Financial Services	\$21,500	\$24,000
10.5.2520.3180.000.0000	Legal Services-General	\$26,000	\$26,000
10.5.2520.3180.000.0001	Legal Service-Litigation	\$500,000	\$500,000
10.5.2520.3190.000.0000	Other Professional Services	\$750	\$1,000
10.5.2520.3200.000.0000	Property Services	\$600	\$575
10.5.2520.3200.000.0002	Property Appraisal	\$0	\$1,200
10.5.2520.3210.000.0000	Sanitation Services	\$840	\$840
10.5.2520.3220.000.0000	Cleaning Services	\$5,100	\$5,100
10.5.2520.3250.000.0000	Rentals	\$54,000	\$51,000
10.5.2520.3250.000.0003	Copier & Printer Lease	\$14,000	\$13,500
10.5.2520.3250.000.0004	Neopost Lease	\$2,004	\$2,004
10.5.2520.3320.000.0000	Travel	\$1,600	\$100
10.5.2520.3330.000.0000	Meeting Expense	\$1,000	\$800
10.5.2520.3400.000.0000	Telephone service	\$3,000	\$9,000
10.5.2520.3400.000.0005	Postage	\$500	\$500
10.5.2520.3400.000.0006	Delivery Services	\$80	\$80
10.5.2520.3400.000.0008	Internet	\$9,000	\$2,800
10.5.2520.3600.000.0000	Printing & Binding	\$19,000	\$19,000
10.5.2520.3800.000.0000	TASC	\$0	\$760
10.5.2520.3800.000.0013	Insurance-Commercial	\$9,500	\$9,000
10.5.2520.3800.000.0014	Insurance-Workers Comp	\$3,200	\$3,200
10.5.2520.3800.000.0015	Insurance-Umbrella	\$0	\$0
10.5.2520.3800.000.0016	Insurance-Public Officials Liability	\$15,000	\$15,000
10.5.2520.3800.000.0017	Insurance-Cyber Liability	\$1,900	\$1,875
Series 3000 Total		\$930,074	\$899,834
10.5.2520.4100.000.0000	Office Supplies	\$10,500	\$12,000
10.5.2520.4100.000.0018	Paper	\$600	\$500
10.5.2520.4100.000.0024	Envelopes	\$1,100	\$1,100
10.5.2520.4400.000.0000	Periodicals	\$600	\$500
10.5.2520.4900.000.0020	Checks	\$1,700	\$1,700
4000 Series Total		\$14,500	\$15,800
10.5.2520.5500.000.0000	Capitalized Equipment	\$4,500	\$11,000
5000 Series Total		\$4,500	\$11,000

Preliminary Budget Comparison - FY20 to FY19	ACCOUNT NAME	BUDGET 2020	BUDGET 2019
10.5.2520.6400.000.0000	Dues and Fees	\$3,000	\$3,500
6000 Series Total		\$3,000	\$3,500
2520	Business Office	\$1,680,221	\$1,647,204
1	<i>Education Fund</i>	\$1,680,221	\$1,647,204

Employment Recommendation


- Ms. Brigid Murphy, Director of Finance and Operations

Township Trustees of Schools

TOWNSHIP 38 NORTH, RANGE 12 EAST
www.lyonstto.net

BOARD OF SCHOOL TRUSTEES
Michael S. Thiessen, President
Michael Dickman, Trustee
Nicholas A. Kantas, Trustee

22 Calendar Ave. STE D
LaGrange, IL 60525
Phone 708-352-4480
Fax 708-352-4417

DATE: July 23, 2019
TO: Board of School Trustees
FROM: Kenneth T. Getty, MBA, CSBO 
SUBJECT: Employment Recommendation-Director of Finance and Operations

I am recommending the hiring of Brigid Murphy for the vacant Director of Finance and Operations position. Ms. Murphy has over 30 years' experience in the public and private sector, serving as the Treasury Manager for the Cook County Treasurer's Office and most recently the Vice President of Treasury Management Services at Bridgeview Bank. She holds Certified Public Accountant (CPA) and Certified Treasury Professional (CTP) certifications.

The following is recommended as the compensation package for this position:

- Full-time at-will employment under the terms and conditions established by the Trustees and set forth in the Lyons TTO Personnel Policy Manual
- Annual salary of \$110,000
- Board paid full health benefits package-medical, dental and vision insurance
- \$50,000 term life insurance policy
- Participation in the IMRF pension program
- Start date of Monday, July 29, 2019

With Trustee approval, we will finalize the hiring and orientation process.

West 40

Closed Session

Motion to suspend the Special Board Meeting for the purpose of entering Closed Session.

- ***Illinois Open Meetings Act, (5 ILCS 120/2 (c)(11)***, “Litigation, when an action against, affecting or on behalf of the particular public body has been filed and is pending before a court or administrative tribunal, or when the public body finds that an action is probable or imminent, in which case the basis for the finding shall be recorded and entered into the minutes of the closed meeting.”
- ***Illinois Open Meetings Act, (5 ILCS 120/2 (c)(1)***, “Discussion on the appointment, employment, compensation, discipline, performance or dismissal specific employees of public body.”

Motion to reconvene the
Special Meeting
of the
Board of Trustees

Time: _____

Action as a result of Closed Session

- FY20 Staffing Plan and Employee Compensation

Adjournment