

FWDP Newsletter



Volume 38 Issue 5 May 2023

Fort Worth Decorative Painters

Celebrating 39 Years



Here we have the last issue of the Fort Worth Decorative Painters Newsletter before we break for summer. We will have had our Saturday Special taught by Dora Jodoin by the time you get this. Sure hope you attended because it's sure to have been fun.

Beth Stodieck will be teaching the Harvest Blessing barrel stave at the meeting on May 15th. Hope to see you there! And don't forget to mark your calendars for the Beth Wagner Seminar on June 3 and 4th. (She will be teaching us several beautiful pieces and I am really looking forward to that!

Another reminder is for the Saturday Special in July. Linda McDonald will be teaching the cardinal piece. I can't wait for that class either.

Don't forget to be thinking (and painting) pieces for submitting at the November meeting to be voted on for next year's projects. They MUST be finished pieces so we can actually see what we are voting on!

Happy painting,

Peggy

2023 Board

Elected Officers

PRESIDENT – Peggy Thomas

VP Programs – President Elect – Louise Smith

Secretary – Jan Park

Treasurer – Sharlene King

Membership – Dora Jodoin

2023 Committee Chair

Christmas Party – Peggy Thomas, Jan Park, Sharlene King

Hospitality – Juanita Munoz

Newsletter – Nancy Genetti

Publicity/Website – Suzane Godley

Raffle – Stacey Castiglione

Saturday Specials – Dusti Dancer


Seminars – Nancy Genetti

Service Project -- Memory Boxes – Judy Wallis

Sunshine – Suzane Godley



2023 Elected Officers





Thought for the day: from Tracy Moreau

As we age we have to remain positive...for example.. The Other day I slipped and fell down the stairs...and I thought... THAT is the fastest I have moved in years!

May Project



Harvest Blessings Barrel Stave by Karen Damerow

I will send photos to the April meeting. If you would like some for personal use you may take photos of them at the April or May meetings. I will not be printing color copies of project photos. Project instructions beyond this prep-work will be handed out in May.

DecoArt Paints:

Bt Orange (BO)

Avocado Dip (AD)

Bahama Blue (BB)

Bt. Umber (BU)

Celery Green (CG)

Ice Blue (IB)

Gingerbread (G)

Plantation Pine (PP)

Blue Grey Mist (BGM)

Heritage Brick (HB)

Soft Lilac (SL)

Trad Bt Sienna (TBS)

Cool Neutral (CN)

Yellow Ochre (YO)

French Vanilla (FV)


Antique Maroon (AM)


Light Buttermilk (LB)

22" x 4 ½" barrel stave or similar sized surface – design is horizontal,

PREP BEFORE MEETING:

1. Sand as needed for your surface. End prep with a light sanding and brush off dust. The dry brushing will be easier if your surface isn't sanded satin smooth.
2. Slightly thin CN and IB and slip-slap color all over the stave. With the dirty brush, randomly slip-slap mor thinned CN in a second layer in some places.
3. Thin G to a wash thickness and slap a hint of color in various places around the background. Repeat with just a hint of Soft Lilac.
4. If desired, thin G and splatter all over the surface. Remember, the thinner your paint the larger your splatters. Experiment on paper if you are unsure.
5. Use BGM to base a solid ¼" border all the way around. You can use a #8 flat for the exact size or tape it off. It doesn't have to be perfect because you'll put an outline later.
6. Put on pattern including very careful tracing of lettering.
7. a) basecoat pumpkins and stems TO
b) basecoat leaves marked "Y" YO
c) basecoat leaves marked "G" CG
d) leaves without the "Y" or "G" are not basecoated with anything. Leave your background showing.
e) basecoat berries G
f) OPTIONAL BASECOAT – stroke in the letters with a #6 flat loaded with inky HB. A round brush is also an option. Letters will look best if you stroke them on one stroke rather than traditional basecoating. This does not need to be completely opaque because you will do both a shade and a highlight over the basecoat.





© Karna Samra

CHRISTMAS PARTY

We have all summer to be painting for the Christmas party!

Gifts of 5: Paint 5 of the same item for exchange. These can be a Christmas item or other theme; they just need to fit in a "lunch bag" sized bag.

Ornament exchange: Paint your choice of average size ornament with any Christmas theme to be hung on tree and exchanged

Silent auction: Painted items of all sizes; Christmas or everyday designs

We already have 2 centerpieces and auction items ready for party day!

The party is always so much fun with great friends, food and painted gifts! Let us know if you have any questions.

Sunshine - Suzane Godley

May Birthdays -

13 Armida G
15 Louise S

June Birthdays -

24 Suzane G

July Birthdays -

16 Jan P
19 Dora J
19 Carolyn M
27 Mary Helen H

August Birthdays -

19 Sharlene K
23 Dusti D
28 Juanita M



HOSPITALITY

Thank you to the members who brought the yummy snacks for the April meeting.

May Meeting, the following people have signed up to bring the snacks:

Non-Sweets: Aisha Gilson and Jan Park

Sweets: Louise, Linda, Judy Wallis

Please remember to bring your own drink.

See you at the meeting!

Juanita



Raffle

Thank you to those who brought raffle items in April. We made \$55 on the raffle

May Raffle Contributors:

Stacey, Aisha, Dora, Dusti

Special thanks to all of them!

Stacey

FWDP 4/17/2023

Members attending see Dora Jodoin's records

Call to Order 6:40 pm

Secretary Motion to accept minutes to the prior meeting. Motion Dusti Dancer Second Connie Alexander. Minutes approved

Treasurer Sharlene King reported balances to members.

Membership 18 members attended March meeting. Directory completed and passed out to members at meeting. Directories will be mailed to those not in attendance.

Programs Dora is teaching the Dragonfly tonight. Beth Stodieck will teach Harvest Blessings in May. September Linda McDonald will teach Pumpkins & Crock. October Sharlene King will teach the Lights Notecard. December Dusti Dancer will teach Joy Snowman.

Monthly Raffle Books and wood piece brought by Jan Park won by Juanita Munoz. Peggy Thomas brought Metallic markers and paint brush set won by Jan Park. Sharlene Kin brought books and pattern won by Juanita Munoz. Connie Alexander brought the size canvas for June Seminar won by Jan Park. Dora brought a finished piece of Chocolate Bunny won by Dusti Dancer.

Service Project After discussion of memory boxes. A motion was made to discontinue memory boxes to Cook Children's Hospital at this time. Motion Jan Park Second Dusti Dancer. Jan Park will notify Cook. Will contact Harris SW to determine a new service project. Rochelle Ramsey or Sharon Thompson possible contacts. Peggy Thomas will call.

Hospitality Thank you to Connie Alexander, Juanita Munoz, Sharlene King and Dusti Dancer for the food offerings.

Seminars Beth Wagner June 3 – 4. Nancy will bring pattern to prep work to May Sat. special, others can be mailed to participants. Juanita Munoz is planning the food for the special, she will have sign-up sheets at May Sat. special. Also donation for costs accepted.

Saturday Specials May 6 Dora Jodoin will teach dragonfly or butterfly. Kit. July 8 Linda McDonald will teach Cardinals.

Sunshine Flyers sent out to former members via e-mail letting folks know of SDP dissolution and to inform them of seminar. Will have more info at board meeting.

Publicity Website No report.

Christmas Party Theme Snowmen. Center piece is snowflakes. Bases will be determined, if you have one in stash let Sharlene know. Tip for MDF Do not sand, seal first then sand. Those volunteering to paint center piece Connie Alexander, Dora Jodoin, Peggy Thomas, Dusti Dancer, Juanita Munoz, Louise Smith. These will need to be turned in at the October meeting.

Dora Jodoin turned in an item for the Auction. A chalk art Santa.

Respectfully submitted,

Jan Park secretary

MEMBERSHIP NEWS:

With SDP dissolving, anyone wanting to join our group no longer needs to do anything other than paying our \$20 dues. Now is the time to encourage friends and family to come and be a part of our painting family. If you know someone who might be interested, please reach out to them including past members and let them know of the changes. Invite them to a meeting or if they can't attend in person, let us know so we can get in touch with them so they can participate via zoom. We have a lot of great monthly projects and upcoming Saturday specials. It would be great to get more of our past membership back.

Thanks,
Dora

PR - Suzane Godley

Our Facebook page is starting to get more informative! If you hear of painting opportunities, please post them on the group page. We have several not in our Group that has been posting! Thank you!

We are down to only two newspapers to send notice about our meetings. If you know of a neighborhood newspaper, please send me the contact info and I will submit an article. Thank you!

Saturday Specials

Our May 6th Special was a hit!! Thank you Dora for stretching our minds and making us think and sweat doing an abstract background! The JoSonja paints were a dream to paint with, I love the metallics and the shimmery ones that all look white on your pallet! We painted with regular, metallic, lumi, luminu, yeah Shimmery paints and opal and gold dust. Which isn't dust at all!!

I challenge everyone that attended to bring their piece to the meeting, finished or not!

Our next Special is Saturday the 8th of July. Linda McDonald will be teaching her Cardinals! She had samples at the May Special and they are beautiful. The May meeting will be the last chance to sign up and pay before we break for the summer. See me at the meeting.

The cost for the day is \$25.00 plus \$12.00 if you want lunch and snacks, for a total of \$37.00. A small price to pay for a day of painting, food friendship, and fun!

VFW Post #6872
3409 County Road 920
Crowley, TX 76036

Call me if you have a question.

Dusti
817-480-7308



¹¹ At long last FWDP is having an in-person seminar!!

BETH WAGNER

Will be here on June 3 and 4 (Saturday and Sunday)



Saturday—Winter Bouquet
16 x 20 Canvas or Canvas board



Sunday—Fleur de Trois -
8 x 10 and 2—5” Square
Canvas, Canvas Board or Wood Canvas

Two day seminar—\$150.00 (including lunch)

Paint will be furnished by Deco Art (except prep paint)

Will get our own surfaces

Seminar will be at the VFW 3409 County Road 920, Crowley, Texas 76036
9—4:30 each day

Sign up soon.....you will receive your packets at that time. There is some prep work to be done before seminar.

See me to sign up.

I will have mine prepped at the May meeting so you can see an example.

Nancy

Projects for 2023

I am excited to present our projects for this year. A big Thanks to everyone that presented items to teach in 2023. We had a large selection to choose from. I only wish we could pick more than eight. I am sure you will be pleased with this year's projects as there is something to be learned from each teacher.


MONTHLY PROJECTS 2023



Cat and Pumpkin
Linda McDonald
January



Snowman
Louise Smith
February



Floral on Tin
Beth Stodieck
March



Dragonfly
Dora Jodoin
April



Harvest Blessing
Beth Stodieck
May



Pumpkins & Crock
Linda McDonald
September



Lights Notecard
Sharlene King
October



Joy Snowman
Dusti Dancer
November



Mari Hearts Snowman
Beth Stodieck
January 2023

Don't forget: We need to have a FINISHED PAINTED PIECE to present to the membership at the November meeting to vote on for 2024.

Memory Boxes—Judy Wallis

Harris Southwest Hospital is very excited to accept our memory boxes and thought everyone we showed them was wonderful.

So Memory box program is no longer on hold. **START PAINTING THOSE BOXES AGAIN!**

Thank you. judy

PROGRAMS:

Thank you, Dora for the dragonfly project in April. You put a lot of thought in to the goodie bag and it made for so much fun. We got to experience a new type of paint and everything was provided.

May 15th – Beth will do a fall piece called Harvest Blessing.

Sept 18th – Linda McDonald – Pumpkin and crock on canvas.

Oct 16th – Sharlene King – watercolor notecard.

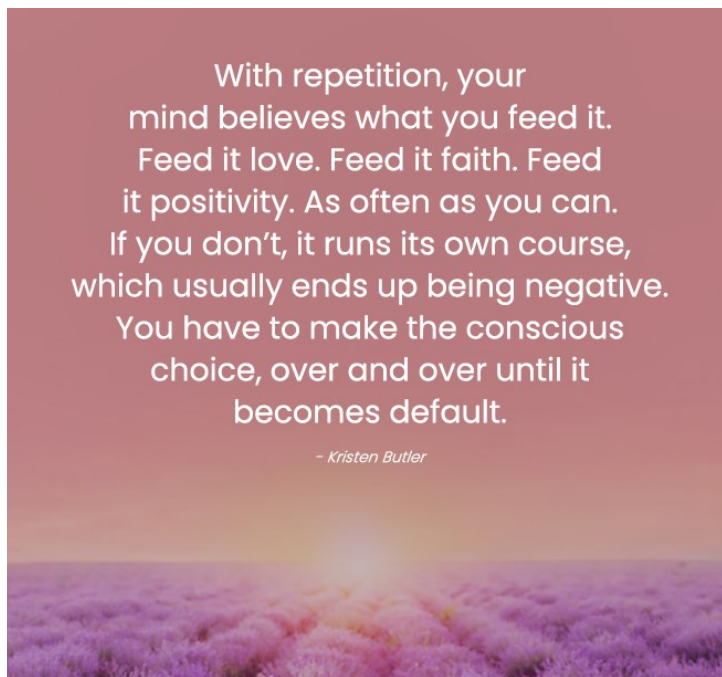
Nov 20th – Dusti Dancer – Joy snowman.

You don't have to be a "Teacher" in order to lead us in a painted project. If you have or see a piece you think would be a good meeting project, but do not want to teach it, I am sure someone will be glad to help out. We need to have a finished painted piece to present to the membership at the November meeting. Thank you, Louise

Something to think about

With repetition, your
mind believes what you feed it.
Feed it love. Feed it faith. Feed
it positivity. As often as you can.
If you don't, it runs its own course,
which usually ends up being negative.
You have to make the conscious
choice, over and over until it
becomes default.

– Kristen Butler



Peak at September Project

FAMILY BLESSINGS

By Barbara Bunsey

Taught by Linda McDonald

SURFACE: 5 x 7 canvas or wooden surface of your choice

PALETTE: DECOART

Antique White, Bleached Sand, Burnt Orange, Burnt Sienna, Burnt Umber, Buttermilk, Charcoal Grey, Driftwood, Espresso, Georgia Clay, Light Avocado, Light Buttermilk, Neutral Grey, Orange Twist, Payne's Grey, Raw Sienna, Red Alert, Spiced Pumpkin, True Ochre

BRUSHES: liner or script liner, assorted flats, filberts and round.

Lg Dry Brush or Dome brush for edge scrubbed look.

Regular Acrylic Supplies

PREPARATION: Basecoat Antique White. Using a flat brush, slip/slap

Bleached Sand in the middle of the piece. Along the right, bottom, and partially up the left side, scrub Raw Sienna on the edges and onto surface some. We will do similar with the BU together in class.



To Check Out:

Facebook page for Artists: Artful Ties

Check out Zoom Classes at *Decorative painters academy*

[Mixing chart of DecoArt Retired colors.](#)—go to Decoart.com—

under resources, color conversion charts

TWO NEW CONVENTIONS TO CHECK OUT FOR NEXT YEAR!!!

Portland, Oregon - April 24-27, 2024

They put on a short Expo this year to see if there was interest in a convention—a resounding Yes!

Chattanooga, TN—June 24-29, 2024

Painting World Magazine and Viking Woodcrafts have joined forces to bring a Painting Expo to Tennessee for us painters.



It is so fun to have lots of photos in the newsletter and be able to look back on them. We also put in some very old pictures which are quite fun to see! I would like different members to take photos at the meetings, paint-ins etc. and send to me for the newsletter. It is great to have photos from different members to show different perspectives.

Oklahoma City Painting Palooza

August 13—19, 2023

Registration open

OKC PAINTING PALOOZA

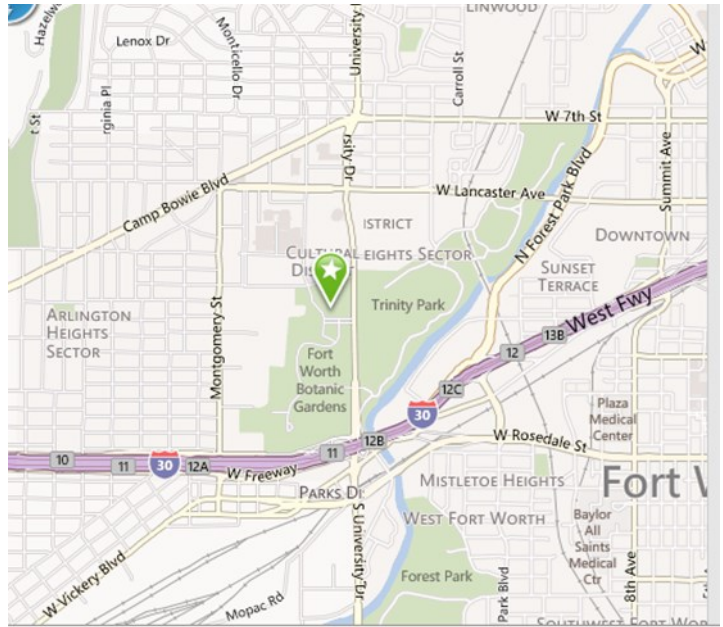
Fort Worth Decorative Painters

Nancy Genetti
Newsletter Editor
117 Eton Drive
Richardson, TX 75080

Facebook:

Fort Worth Decorative Painters (FWDP)

www.fwdecorativepainters.com



FWDP Meets the Third Monday of February, March, April, May, September, October & November.

January Meeting 4th Monday and the Christmas Party 2nd Monday in December.

At the

**Botanical Gardens
3220 Botanic Garden Blvd.
Fort Worth, TX 76107**

2023 Dates to Remember

January 23 – Chapter Meeting
February 20 - Chapter Meeting
March 4—Saturday Special
March 20 – Chapter Meeting
April 18 – Chapter Meeting
May 6 - Saturday Special
May 17 – Chapter Meeting
July 8—Saturday Special
September 18 – Chapter Meeting
October 16 – Chapter Meeting
November 20 – Chapter Meeting
December 11 – Christmas Party

