

**COLON AND RECTAL SURGERY, LTD.**

KENNETH J. BOYD, M.D. • SAMIR N. PARIKH, M.D. • SHIRLEY S. SHIH, M.D.  
610-565-3435

Hospital: \_\_\_\_\_ Date: \_\_\_\_\_ @ \_\_\_\_\_ Arrival Time: \_\_\_\_\_

**Preparation For Colonoscopy With MoviPrep**

PLEASE READ CAREFULLY

Do not exceed recommended dosage as serious side effects may occur. If you have any questions, please call our office.

- Continue to take all your usual medications, **ESPECIALLY** those **FOR HIGH BLOOD PRESSURE**, even on the day of your exam.
- **STOP** taking **ASPIRIN, PLAVIX** or **PERSANTINE 10 DAYS PRIOR** to your procedure.
- **STOP** taking **COUMADIN 3 DAYS PRIOR** to your procedure.





On the day prior to your exam: \_\_\_\_\_

**DRINK ONLY CLEAR LIQUIDS.** No milk or non-dairy creamer. **NO SOLID FOODS ALLOWED.** You may have clear liquids with the exception of anything with **RED** or **PURPLE** coloring. Clear liquids include: soft drinks, Gatorade, Kool-Aid, fruit juices without pulp, water, lemonade, tea, iced tea, coffee (black), chicken or beef broth/bouillon, Jell-O (without fruit), hard candy and water ice. Do not drink alcoholic beverages.

If you are currently taking daily medications, please continue to do so with the exception of aspirin and blood thinning medications.

**WHAT TO DO THE DAY BEFORE YOUR COLONOSCOPY**  
**THIS PREP IS A SPLIT REGIMEN – 2 SEPARATE DOSES**

**You must stay on a clear liquid diet all day!**

<b>BEGINNING AT:</b>		
<b>STEP 1</b> MIX FIRST DOSE	<ul style="list-style-type: none"> <li>• Empty 1 Pouch A and 1 Pouch B into the disposable container.</li> <li>• Add lukewarm drinking <b>water</b> to the top line of the container. Mix to dissolve.</li> </ul> <p>If preferred, mix solution ahead of time and refrigerate prior to drinking. The reconstituted solution should be used within 24 hours.</p>	
<b>STEP 2</b> DRINK FIRST DOSE	<ul style="list-style-type: none"> <li>• The MoviPrep container is divided by 4 marks. Every 15 minutes, drink the solution down to the next mark (approximately 8 oz), until the full liter is consumed.</li> <li>• Drink 16 oz of the clear liquid of your choice. This is a necessary step to ensure adequate hydration and an effective prep.</li> </ul>	
<b>BEGINNING AT:</b>		
<b>STEP 3</b> MIX SECOND DOSE	<ul style="list-style-type: none"> <li>• Empty 1 Pouch A and 1 Pouch B into the disposable container.</li> <li>• Add lukewarm drinking <b>water</b> to the top line of the container. Mix to dissolve.</li> </ul> <p>If preferred, mix solution ahead of time and refrigerate prior to drinking. The reconstituted solution should be used within 24 hours.</p>	
<b>STEP 4</b> DRINK SECOND DOSE	<ul style="list-style-type: none"> <li>• The MoviPrep container is divided by 4 marks. Every 15 minutes, drink the solution down to the next mark (approximately 8 oz), until the full liter is consumed.</li> <li>• Drink 16 oz of <b>WATER</b>. This is a necessary step to ensure adequate hydration and an effective prep.</li> </ul>	

**THE PREP AND WATER WILL BE THE ONLY FLUID YOU**  
**WILL DRINK THE MORNING OF THE PROCEDURE**

Last Liquid is at \_\_\_\_\_

**•••DO NOT EAT OR DRINK ANYTHING WITHIN THE 4 HOURS IMMEDIATELY BEFORE YOUR EXAM. IF YOU TAKE ANYTHING BY MOUTH, EXCEPT ALLOWED MEDICATIONS, WITHIN 4 HOURS BEFORE YOUR EXAM, YOUR COLONOSCOPY WILL BE DELAYED OR CANCELLED. THIS IS FOR YOUR SAFTY.\*\*\***

**Important Reminders:**

- Be sure to talk with your Dr. or nurse about other medications you are currently using. It may be necessary to modify your usage for you exam.
- Bring a driver. You will be sedated for your procedure and unable to drive yourself home.
- Please call your Dr.'s office if you have any questions or concerns.