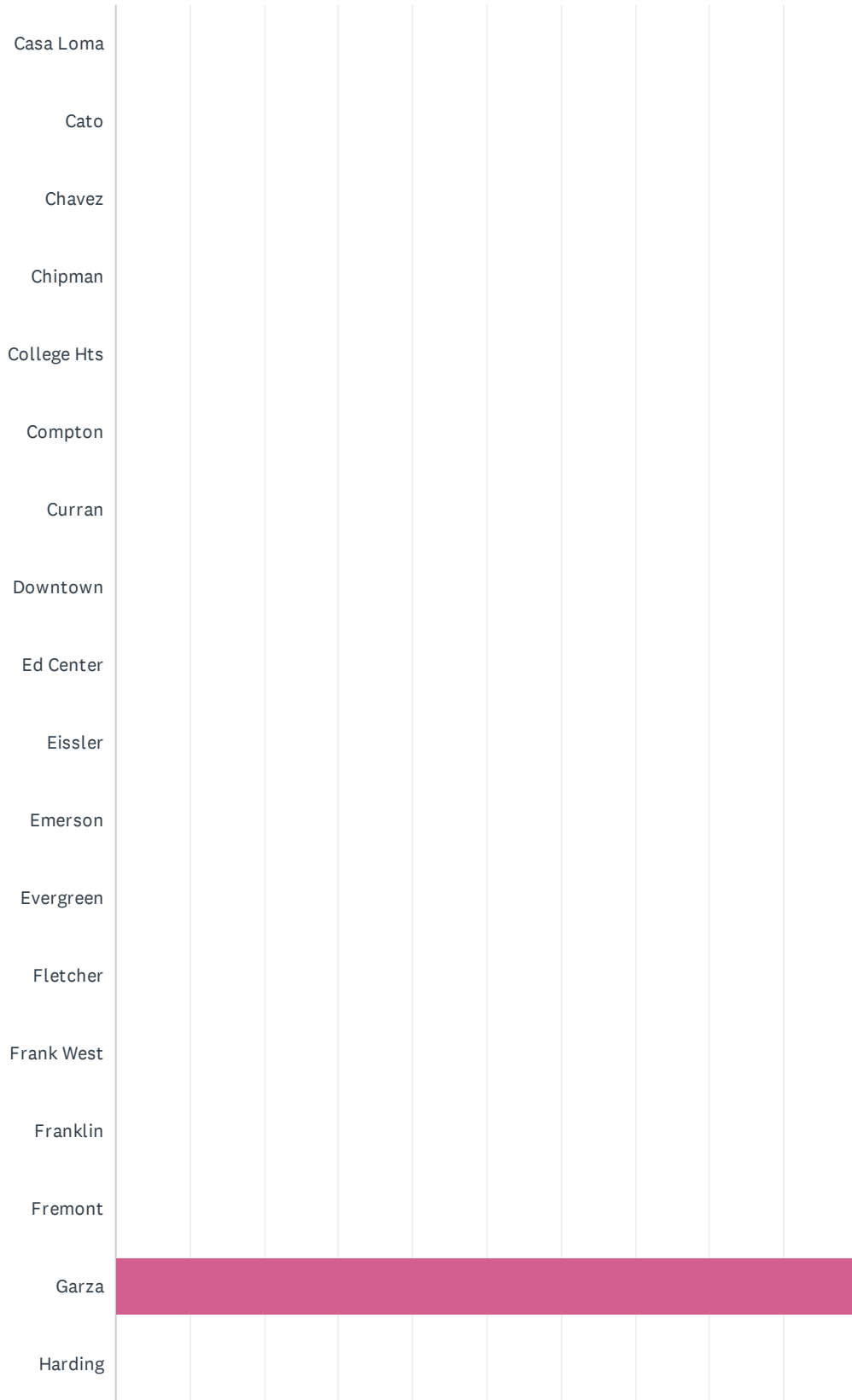


Q1 School Site (If you work at multiple sites choose your home site OR complete a survey for each site at which you spend significant time.)

Answered: 11 Skipped: 0



2019-2020 BETA Administration/Site Climate Survey

Harris

Horace Mann

Hort

Jefferson

Longfellow

McKinley

Mt.Vernon

Munsey

Nichols

Noble

Nurses

Owens
Intermediate

Owens Primary

Pauly

Pioneer

Rafer Johnson

Roosevelt

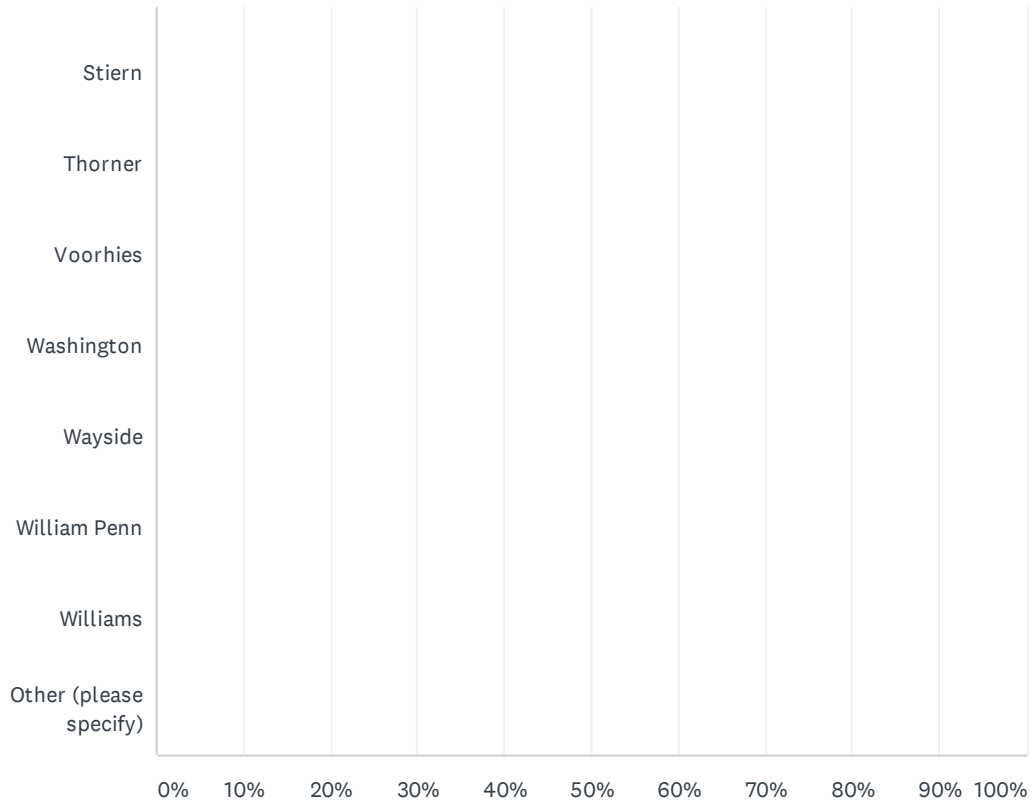
Sequoia

Sierra

Special Ed
Office

Stella Hills

2019-2020 BETA Administration/Site Climate Survey



2019-2020 BETA Administration/Site Climate Survey

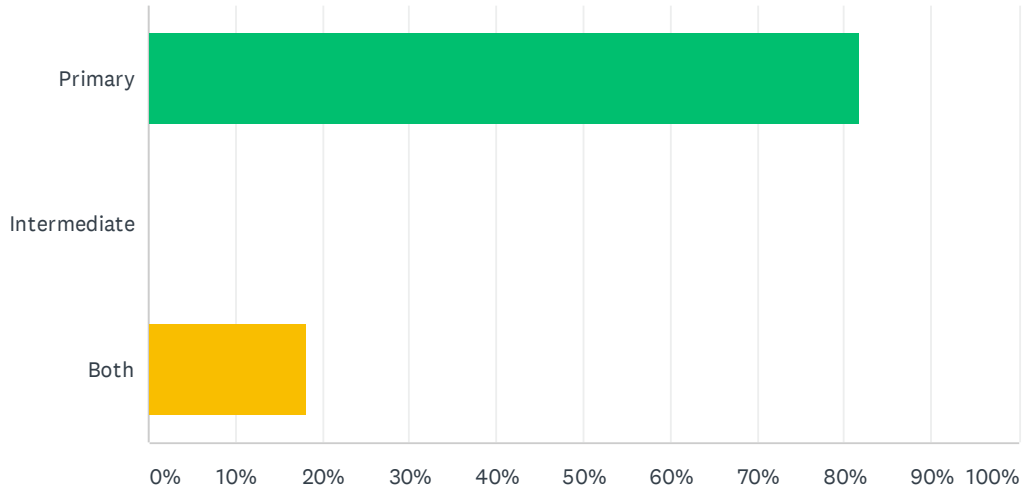
ANSWER CHOICES	RESPONSES	
Casa Loma	0.00%	0
Cato	0.00%	0
Chavez	0.00%	0
Chipman	0.00%	0
College Hts	0.00%	0
Compton	0.00%	0
Curran	0.00%	0
Downtown	0.00%	0
Ed Center	0.00%	0
Eissler	0.00%	0
Emerson	0.00%	0
Evergreen	0.00%	0
Fletcher	0.00%	0
Frank West	0.00%	0
Franklin	0.00%	0
Fremont	0.00%	0
Garza	100.00%	11
Harding	0.00%	0
Harris	0.00%	0
Horace Mann	0.00%	0
Hort	0.00%	0
Jefferson	0.00%	0
Longfellow	0.00%	0
McKinley	0.00%	0
Mt.Vernon	0.00%	0
Munsey	0.00%	0
Nichols	0.00%	0
Noble	0.00%	0
Nurses	0.00%	0
Owens Intermediate	0.00%	0
Owens Primary	0.00%	0
Pauly	0.00%	0

2019-2020 BETA Administration/Site Climate Survey

Pioneer	0.00%	0
Rafer Johnson	0.00%	0
Roosevelt	0.00%	0
Sequoia	0.00%	0
Sierra	0.00%	0
Special Ed Office	0.00%	0
Stella Hills	0.00%	0
Stiern	0.00%	0
Thorner	0.00%	0
Voorhies	0.00%	0
Washington	0.00%	0
Wayside	0.00%	0
William Penn	0.00%	0
Williams	0.00%	0
Other (please specify)	0.00%	0
Total Respondents: 11		

Q2 Instructional Grade Level or Support Services

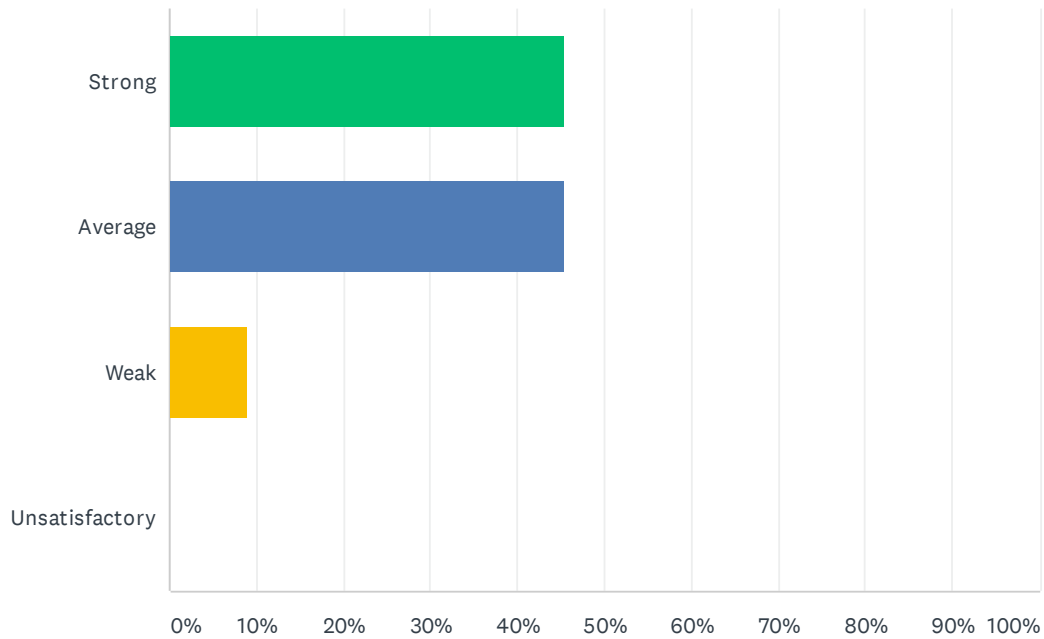
Answered: 11 Skipped: 0



ANSWER CHOICES	RESPONSES	
Primary	81.82%	9
Intermediate	0.00%	0
Both	18.18%	2
TOTAL		11

Q3 Site administration is sensitive to the needs of students, staff, and community.

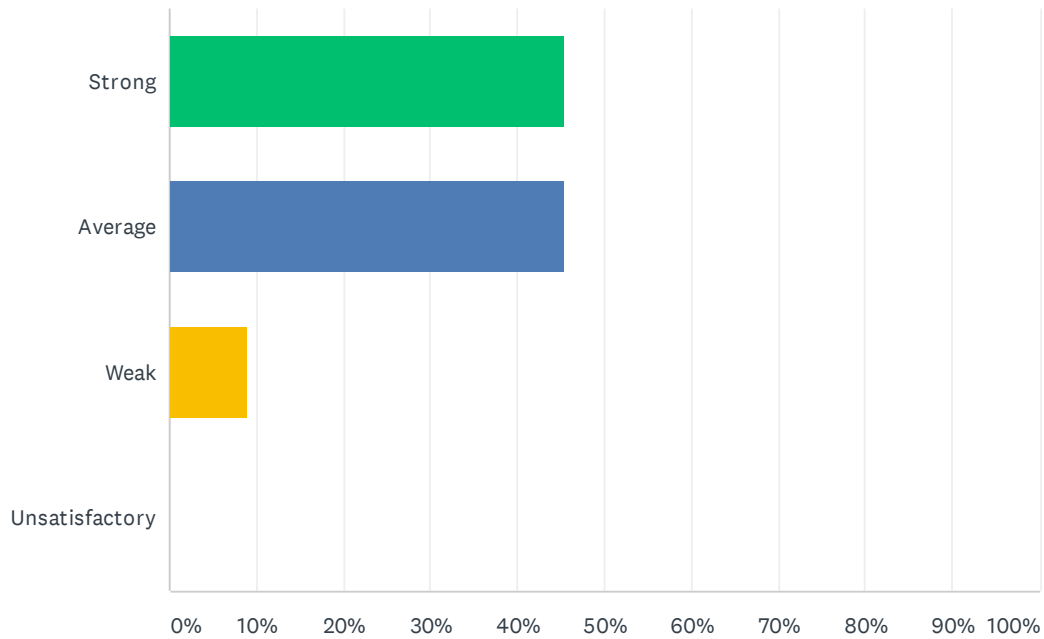
Answered: 11 Skipped: 0



ANSWER CHOICES	RESPONSES	
Strong	45.45%	5
Average	45.45%	5
Weak	9.09%	1
Unsatisfactory	0.00%	0
TOTAL		11

Q4 Site administration treats staff with respect; you feel like a valued member of a team

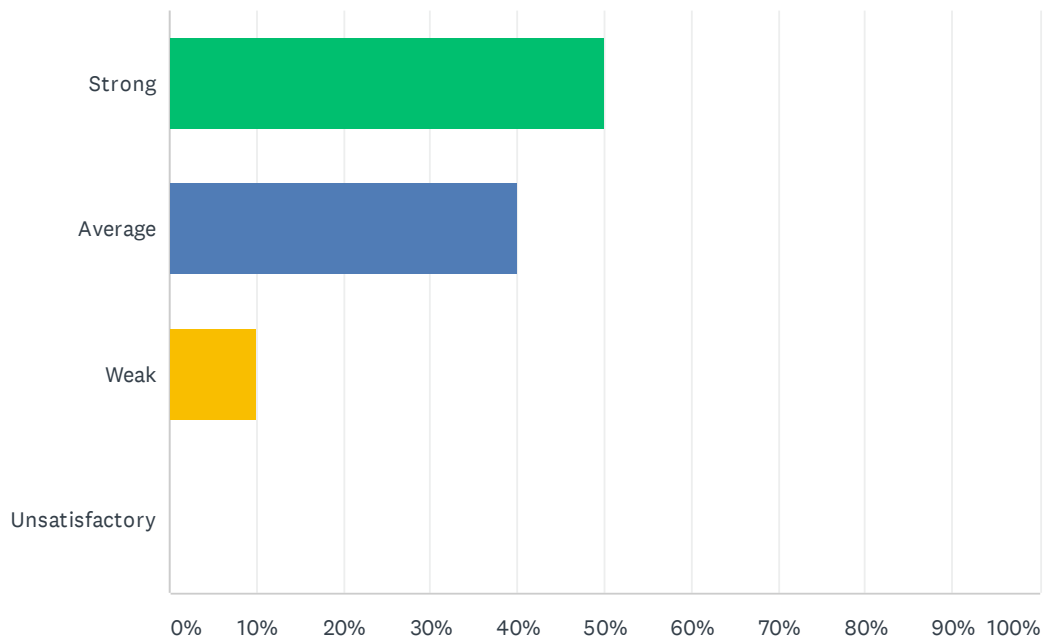
Answered: 11 Skipped: 0



ANSWER CHOICES	RESPONSES	
Strong	45.45%	5
Average	45.45%	5
Weak	9.09%	1
Unsatisfactory	0.00%	0
TOTAL		11

Q5 Site administration conducts classroom visits (walk-through) in least the disruptive manner and leaves timely feedback (within 24 hours).

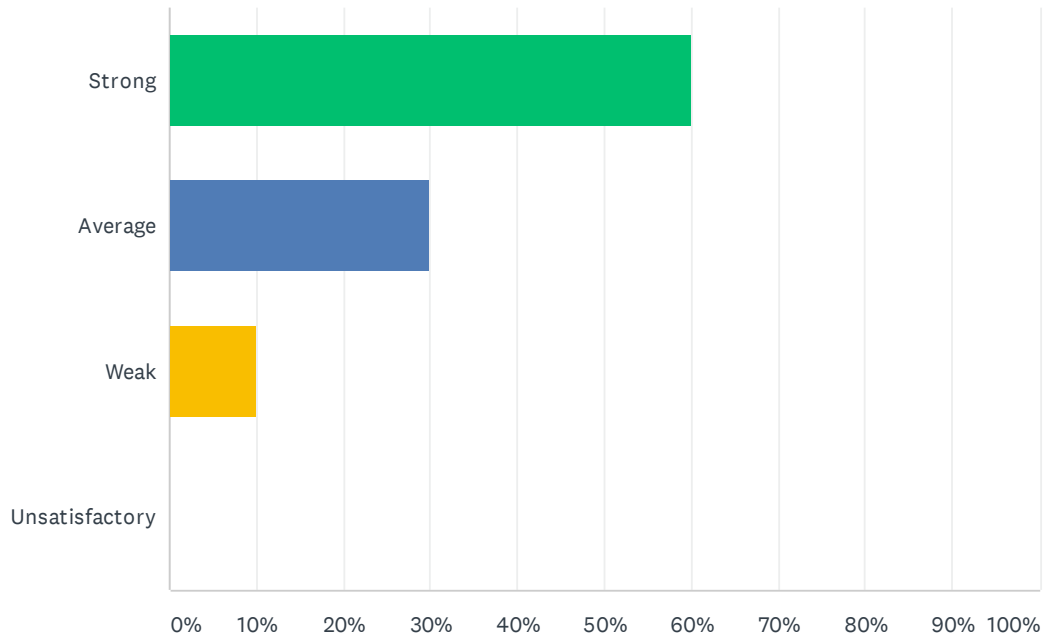
Answered: 10 Skipped: 1



ANSWER CHOICES	RESPONSES	
Strong	50.00%	5
Average	40.00%	4
Weak	10.00%	1
Unsatisfactory	0.00%	0
TOTAL		10

Q6 Site administration follows the contract and respects personal rights.

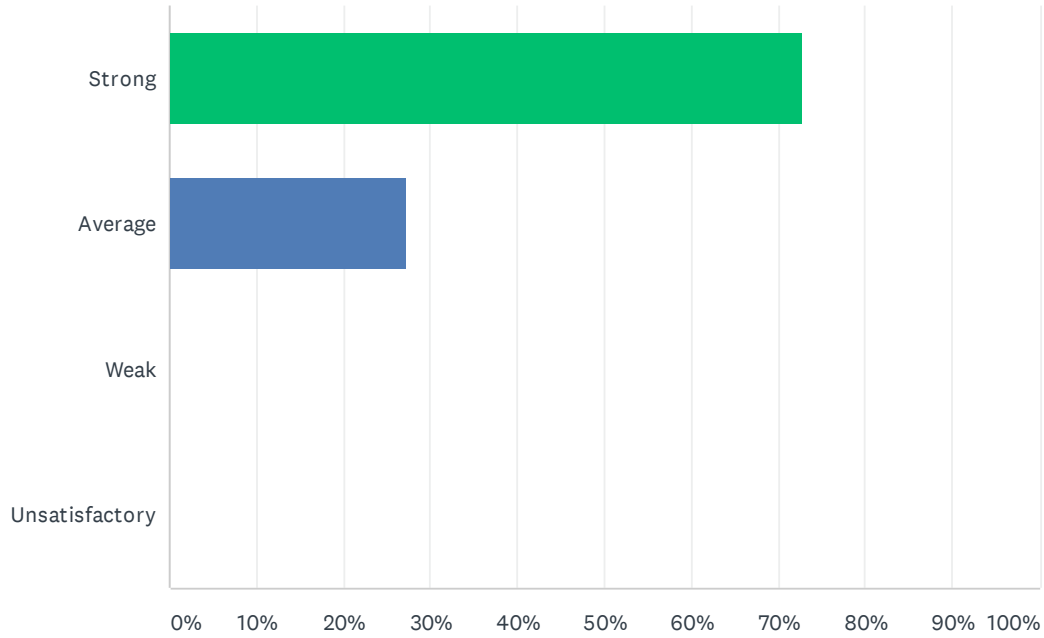
Answered: 10 Skipped: 1



ANSWER CHOICES	RESPONSES	
Strong	60.00%	6
Average	30.00%	3
Weak	10.00%	1
Unsatisfactory	0.00%	0
TOTAL		10

Q7 Administration utilizes staff according to their job description (ie. Coaches, APL's, Specialists & Staff).

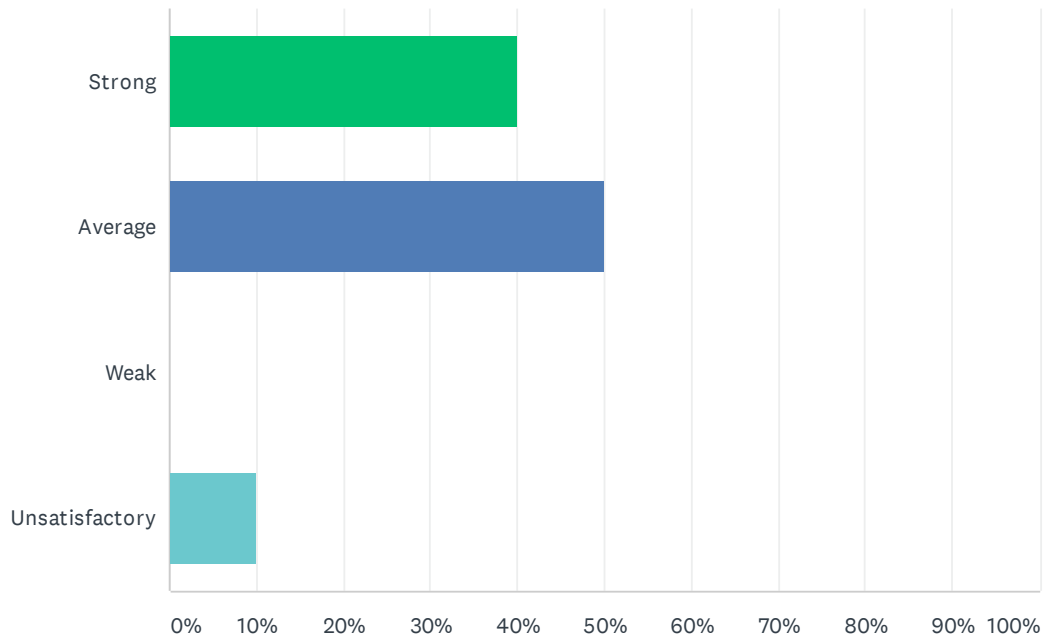
Answered: 11 Skipped: 0



ANSWER CHOICES	RESPONSES	
Strong	72.73%	8
Average	27.27%	3
Weak	0.00%	0
Unsatisfactory	0.00%	0
TOTAL		11

Q8 Administration maintains open communication with staff, parents, and students.

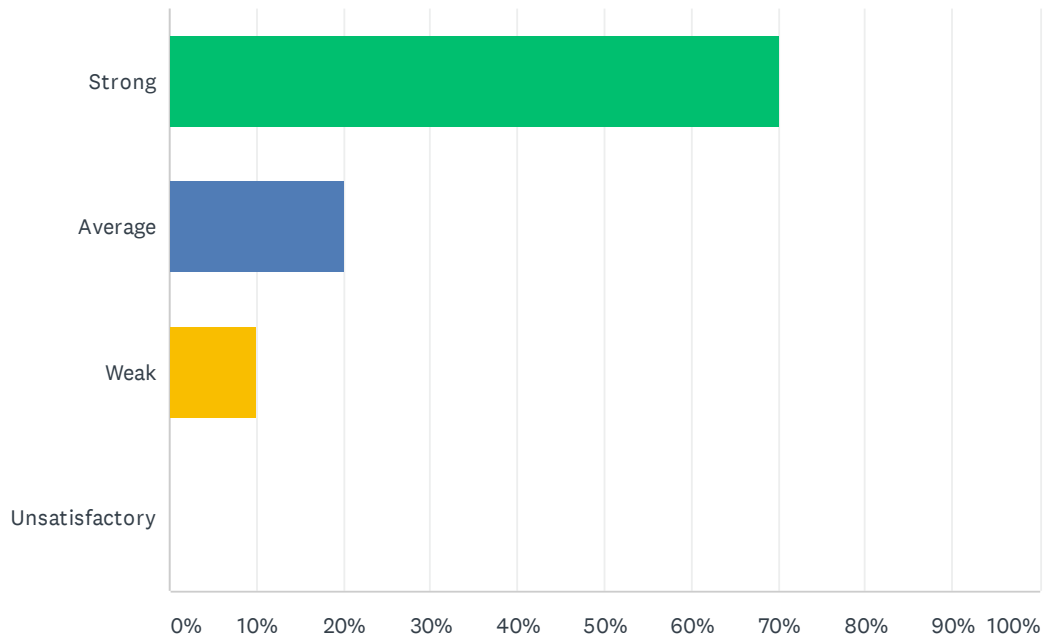
Answered: 10 Skipped: 1



ANSWER CHOICES	RESPONSES	
Strong	40.00%	4
Average	50.00%	5
Weak	0.00%	0
Unsatisfactory	10.00%	1
TOTAL		10

Q9 Administration supports staff against attacks and criticism from parents.

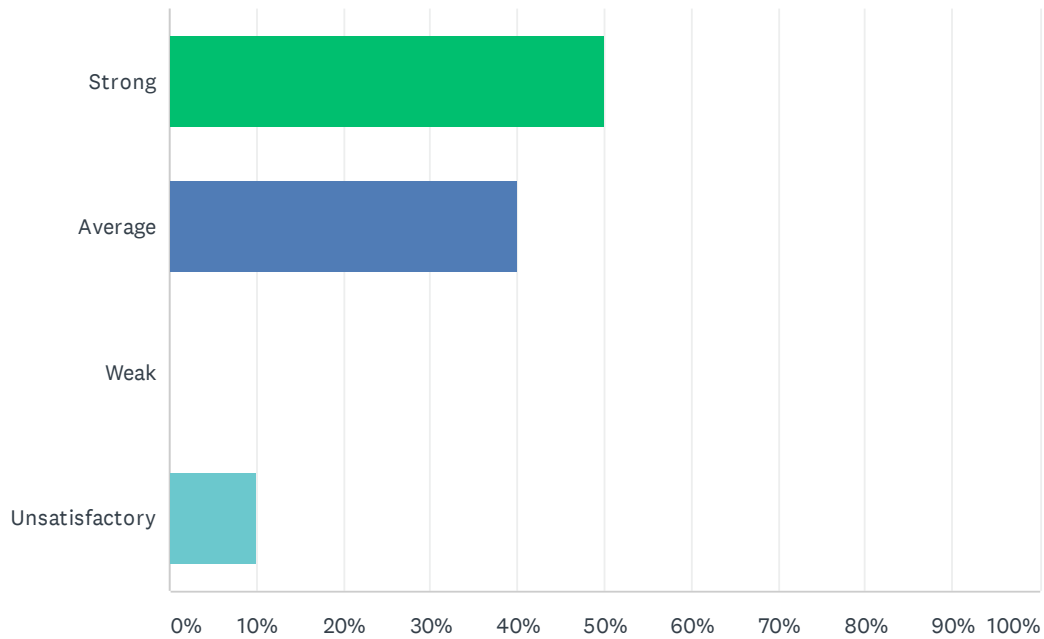
Answered: 10 Skipped: 1



ANSWER CHOICES	RESPONSES	
Strong	70.00%	7
Average	20.00%	2
Weak	10.00%	1
Unsatisfactory	0.00%	0
TOTAL		10

Q10 Site administration treats all teachers equally; there is no preferential treatment.

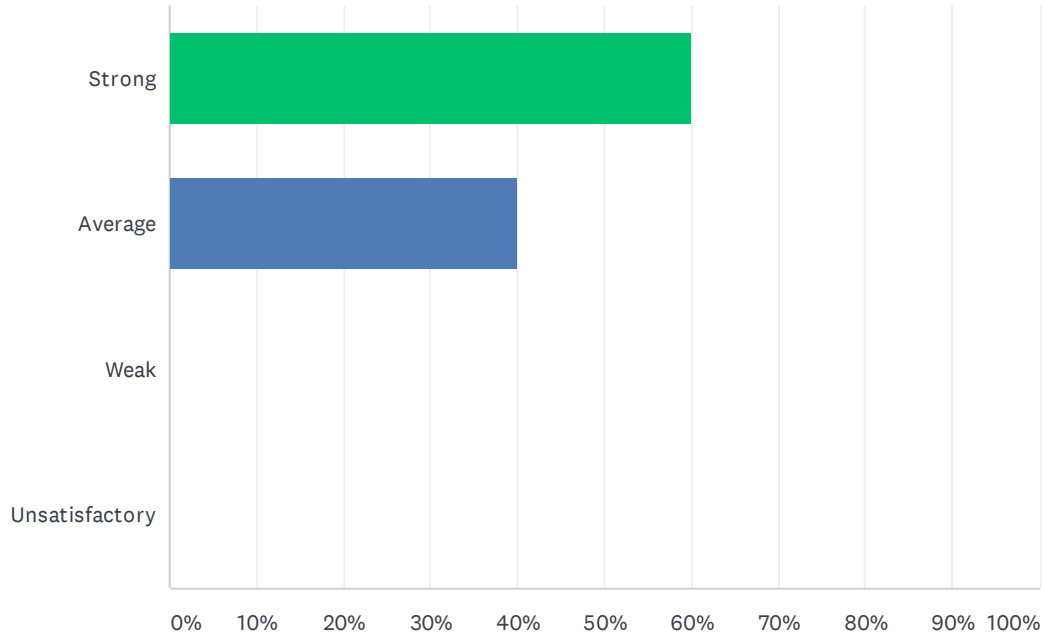
Answered: 10 Skipped: 1



ANSWER CHOICES	RESPONSES	
Strong	50.00%	5
Average	40.00%	4
Weak	0.00%	0
Unsatisfactory	10.00%	1
TOTAL		10

Q11 Administration supports classroom discipline procedures and follows District discipline guidelines.

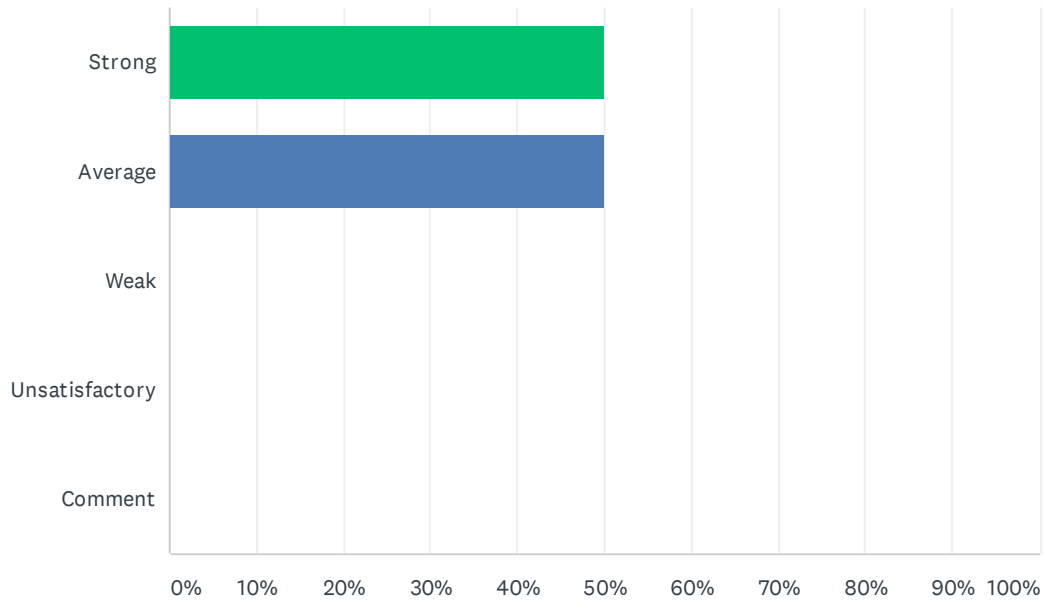
Answered: 10 Skipped: 1



ANSWER CHOICES	RESPONSES	
Strong	60.00%	6
Average	40.00%	4
Weak	0.00%	0
Unsatisfactory	0.00%	0
TOTAL		10

Q12 Administration processes ODR's (Office Disciplinary Referrals) within 48 hours and supports staff when discipline moves beyond classroom managed behaviors.

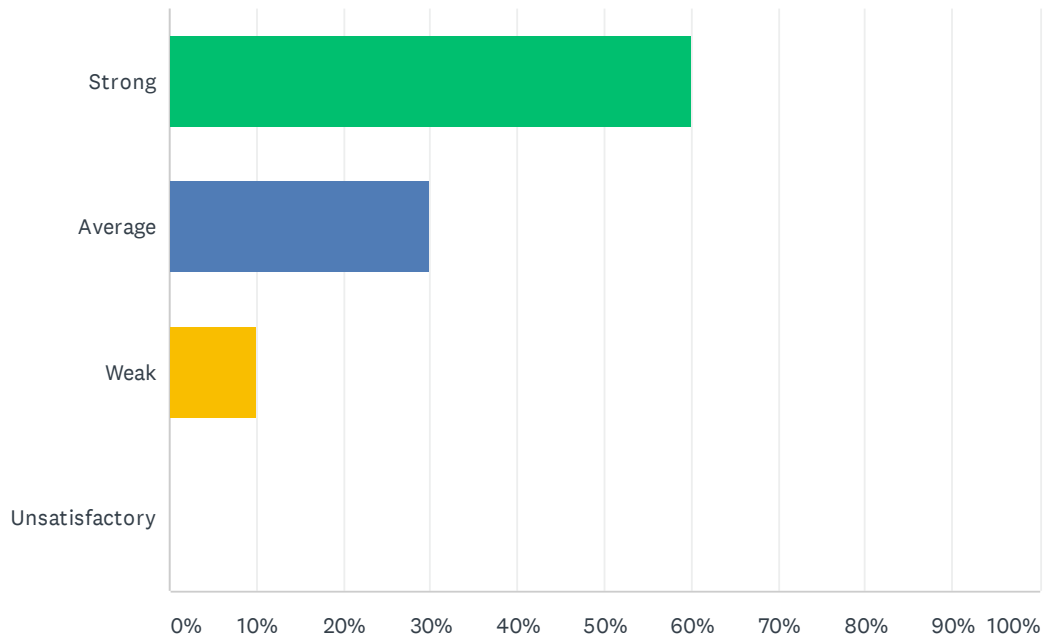
Answered: 10 Skipped: 1



ANSWER CHOICES	RESPONSES	
Strong	50.00%	5
Average	50.00%	5
Weak	0.00%	0
Unsatisfactory	0.00%	0
Comment	0.00%	0
TOTAL		10

Q13 Administration treats teachers as professionals; the teacher's word is not disregarded in favor of the student's.

Answered: 10 Skipped: 1



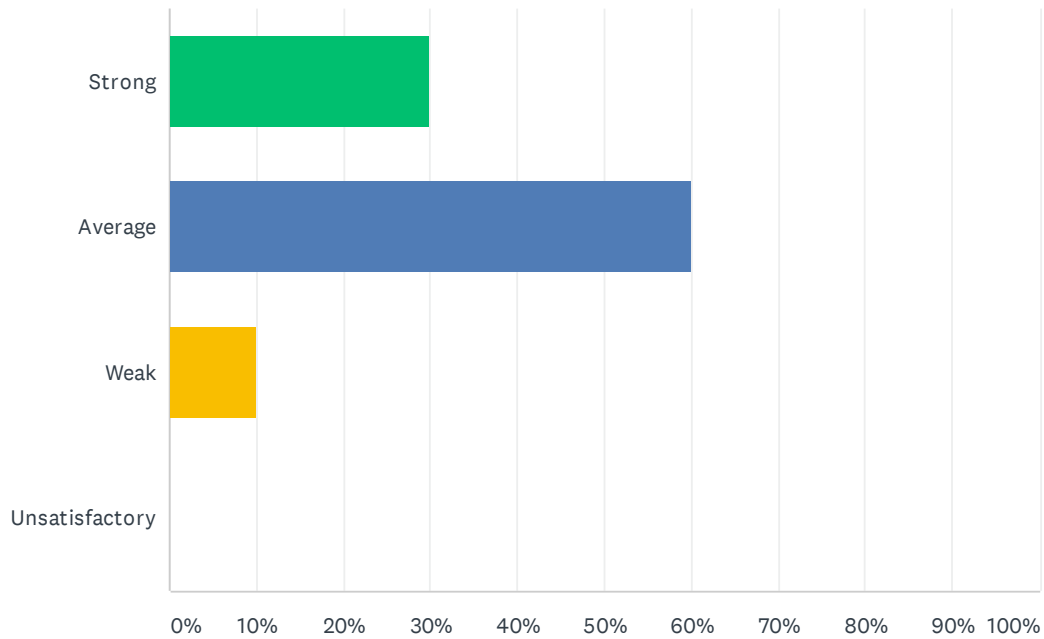
ANSWER CHOICES	RESPONSES	
Strong	60.00%	6
Average	30.00%	3
Weak	10.00%	1
Unsatisfactory	0.00%	0
TOTAL		10

Q14 How do you feel that your administration positively/negatively impacts working conditions at your site?

Answered: 5 Skipped: 6

Q15 Site staff is involved in setting school policies and budgetary priorities.

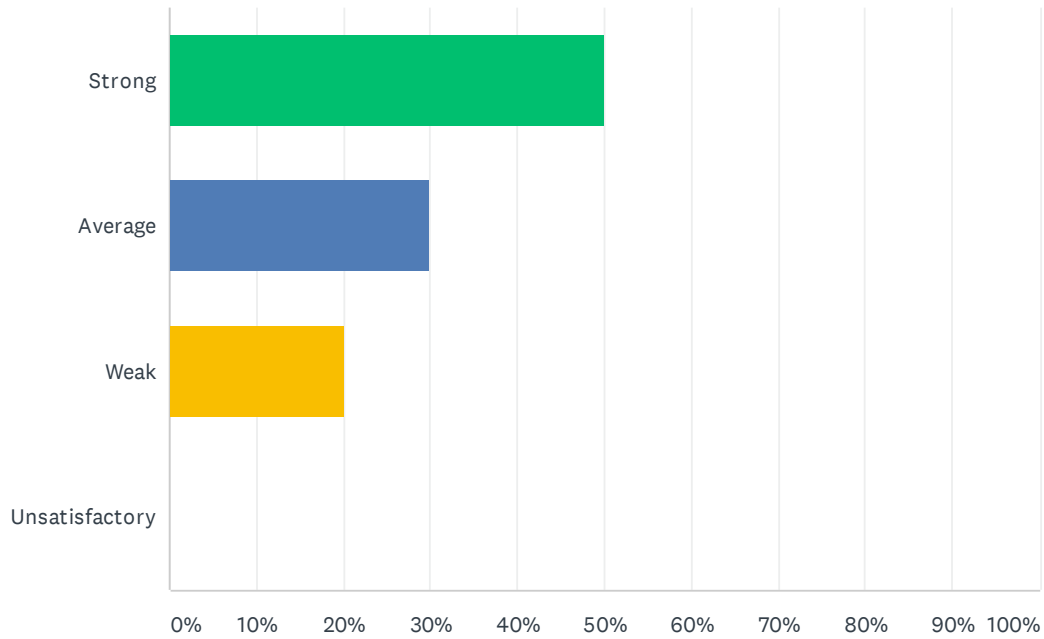
Answered: 10 Skipped: 1



ANSWER CHOICES	RESPONSES	
Strong	30.00%	3
Average	60.00%	6
Weak	10.00%	1
Unsatisfactory	0.00%	0
TOTAL		10

Q16 Site meetings are productive and not excessive.

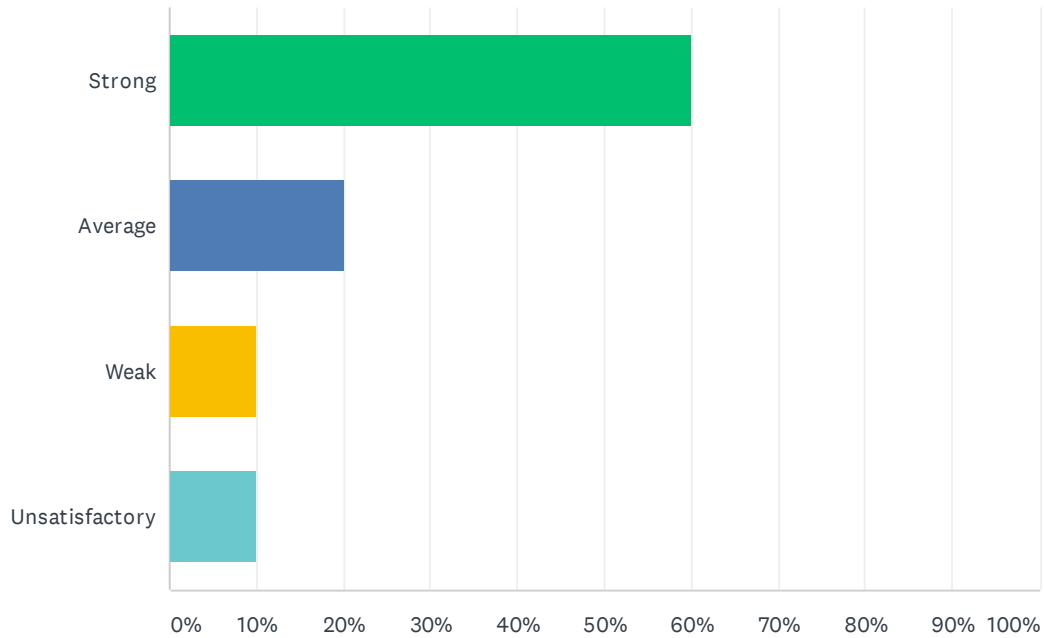
Answered: 10 Skipped: 1



ANSWER CHOICES	RESPONSES	
Strong	50.00%	5
Average	30.00%	3
Weak	20.00%	2
Unsatisfactory	0.00%	0
TOTAL		10

Q17 Bank days are used for PLC activities; Site administration uses two Bank Days a month and staff gets uninterrupted planning/preparation time twice a month during Bank Days.

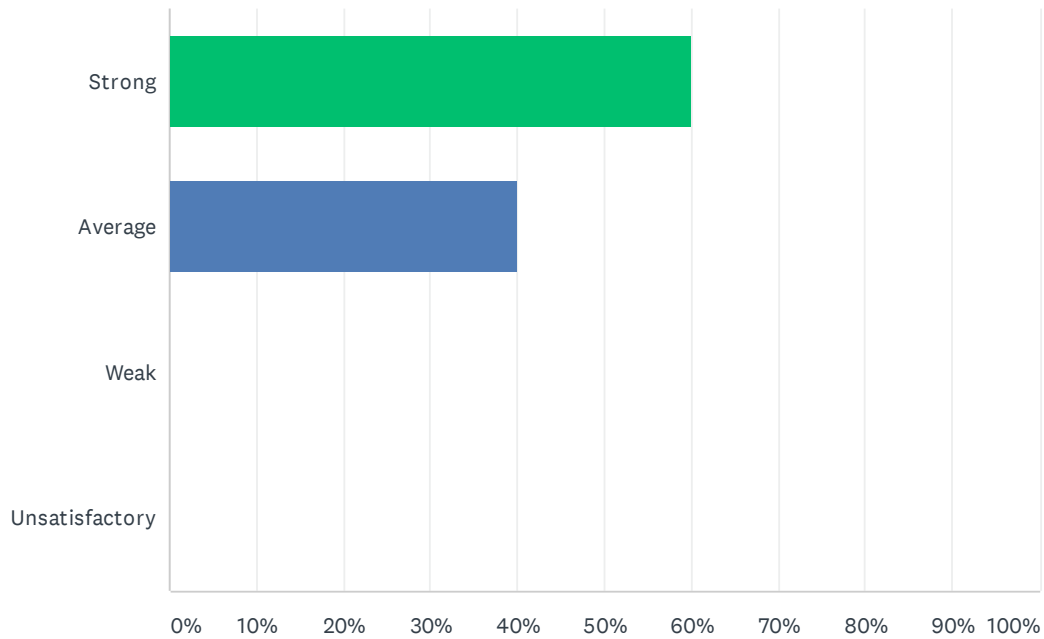
Answered: 10 Skipped: 1



ANSWER CHOICES	RESPONSES	
Strong	60.00%	6
Average	20.00%	2
Weak	10.00%	1
Unsatisfactory	10.00%	1
TOTAL		10

Q18 My site receives daily consecutive uninterrupted planning/preparation time. (30 minutes / 40 minutes)

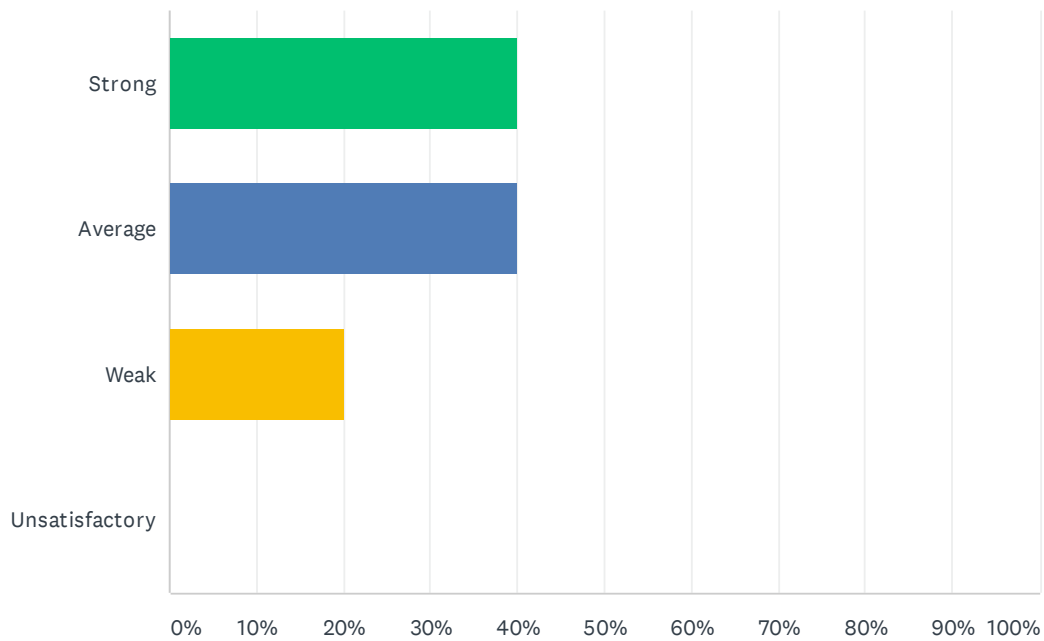
Answered: 10 Skipped: 1



ANSWER CHOICES	RESPONSES	
Strong	60.00%	6
Average	40.00%	4
Weak	0.00%	0
Unsatisfactory	0.00%	0
TOTAL		10

Q19 Staff is given time to input district required data (ie. Benchmarks, Dibels, CFAs, Report Card, and etc).

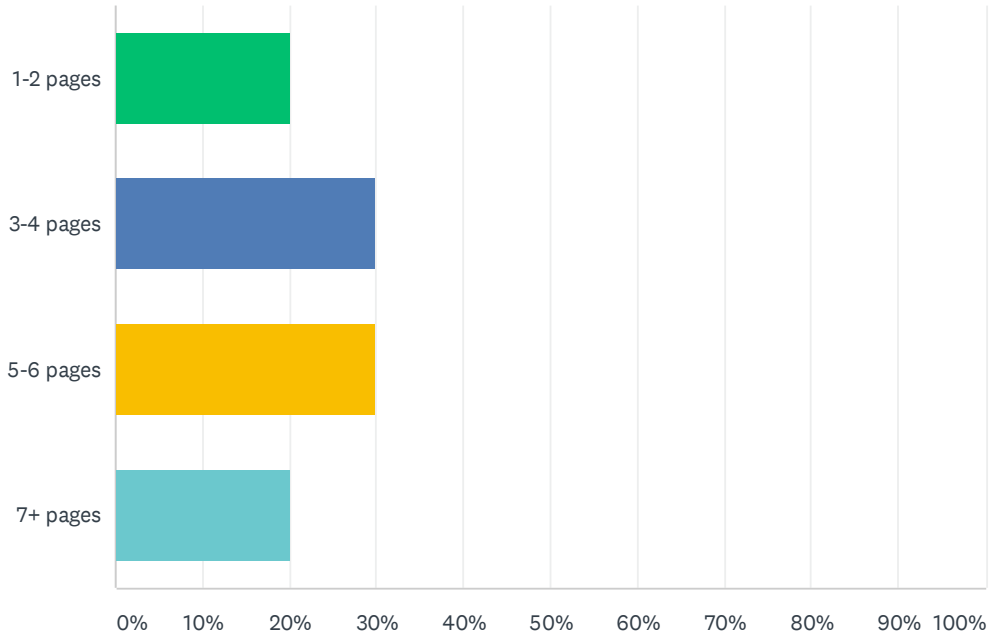
Answered: 10 Skipped: 1



ANSWER CHOICES	RESPONSES	
Strong	40.00%	4
Average	40.00%	4
Weak	20.00%	2
Unsatisfactory	0.00%	0
TOTAL		10

Q20 Teachers are required to submit complete, but not excessively lengthy lesson plans.

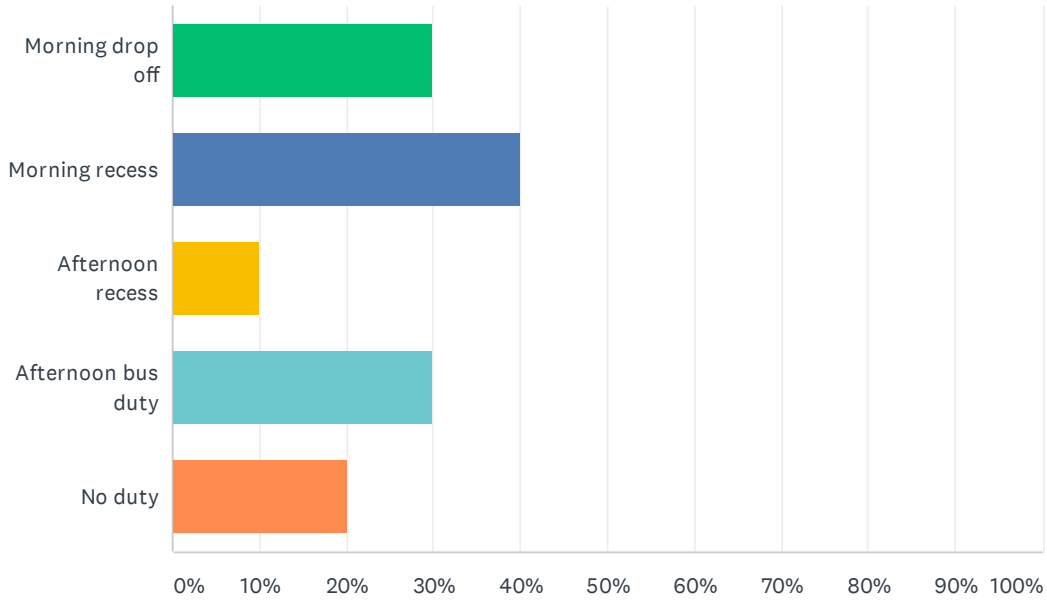
Answered: 10 Skipped: 1



ANSWER CHOICES	RESPONSES
1-2 pages	20.00% 2
3-4 pages	30.00% 3
5-6 pages	30.00% 3
7+ pages	20.00% 2
TOTAL	10

Q21 Staff has recess and/or bus duty.

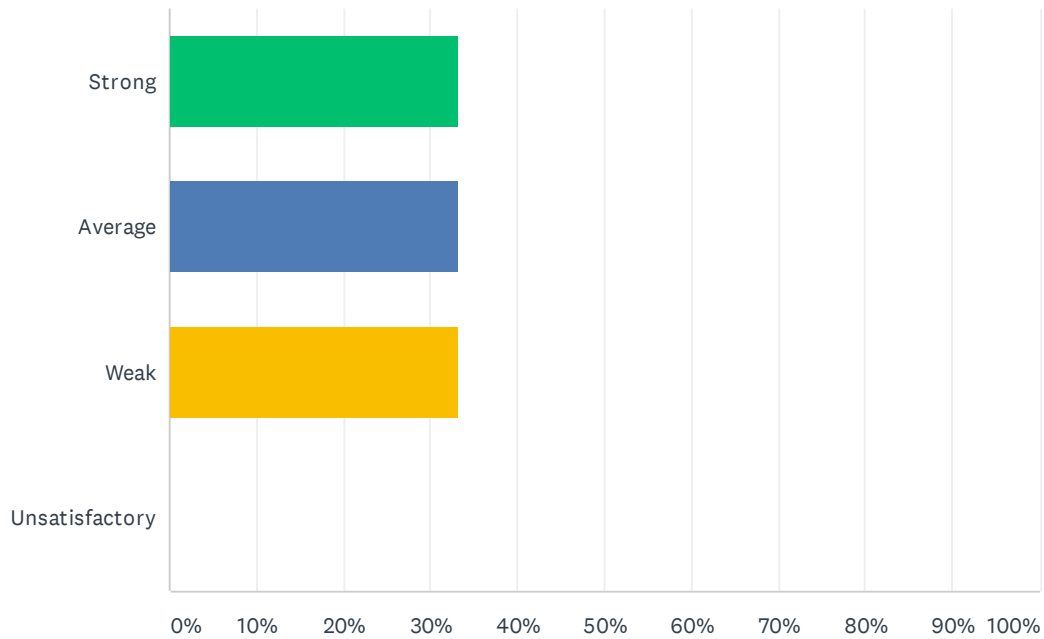
Answered: 10 Skipped: 1



ANSWER CHOICES	RESPONSES	
Morning drop off	30.00%	3
Morning recess	40.00%	4
Afternoon recess	10.00%	1
Afternoon bus duty	30.00%	3
No duty	20.00%	2
Total Respondents: 10		

Q22 The Special Education Department is assisting you with your questions, problems, and concerns.

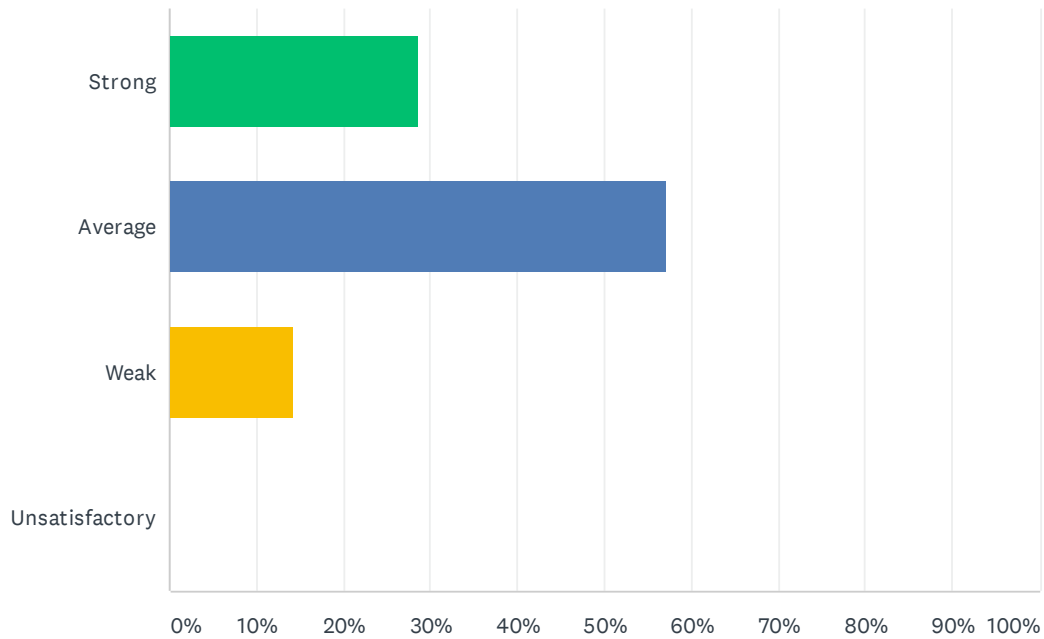
Answered: 9 Skipped: 2



ANSWER CHOICES	RESPONSES	
Strong	33.33%	3
Average	33.33%	3
Weak	33.33%	3
Unsatisfactory	0.00%	0
TOTAL		9

Q23 Special Education class size is balanced within each program to ensure student safety and individualized instruction.

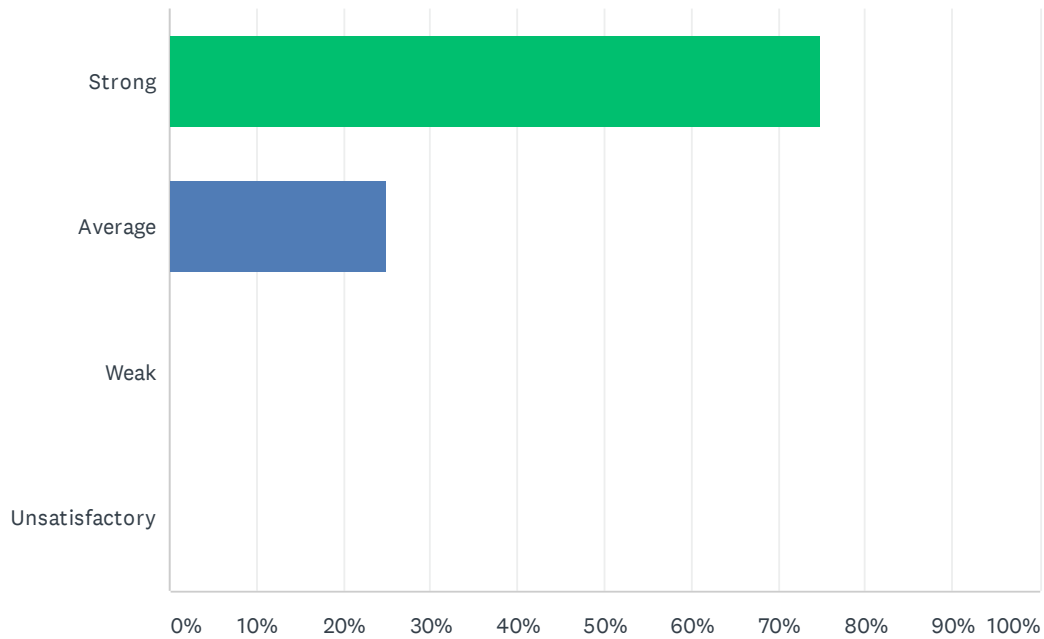
Answered: 7 Skipped: 4



ANSWER CHOICES	RESPONSES	
Strong	28.57%	2
Average	57.14%	4
Weak	14.29%	1
Unsatisfactory	0.00%	0
TOTAL		7

Q24 Special education teachers have opportunities to participate in school-based, content area staff development.

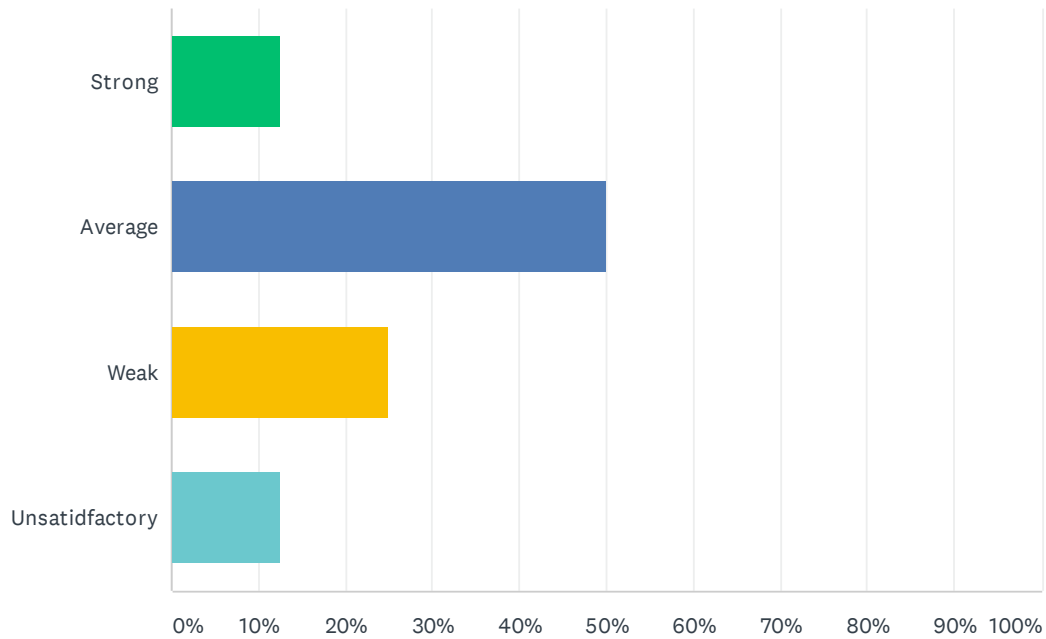
Answered: 8 Skipped: 3



ANSWER CHOICES	RESPONSES	
Strong	75.00%	6
Average	25.00%	2
Weak	0.00%	0
Unsatisfactory	0.00%	0
TOTAL		8

Q25 Special education teachers have needed access to ALL instructional resources provided to the general education teachers.

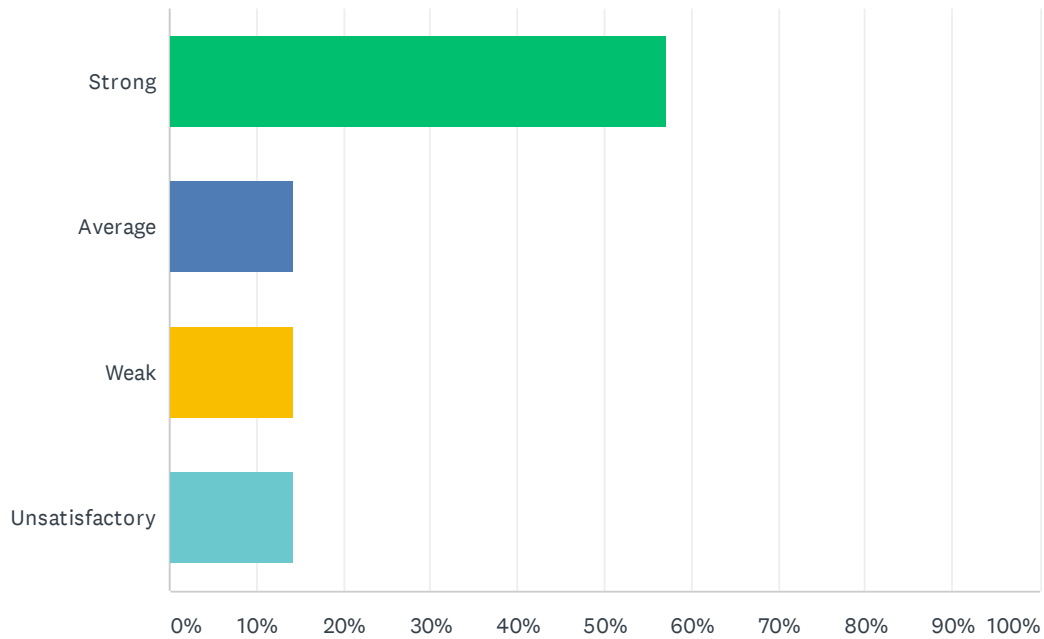
Answered: 8 Skipped: 3



ANSWER CHOICES	RESPONSES
Strong	12.50% 1
Average	50.00% 4
Weak	25.00% 2
Unsatisfactory	12.50% 1
TOTAL	8

Q26 Special education teachers are adequately trained in the administration of state assessments and District IEP's.

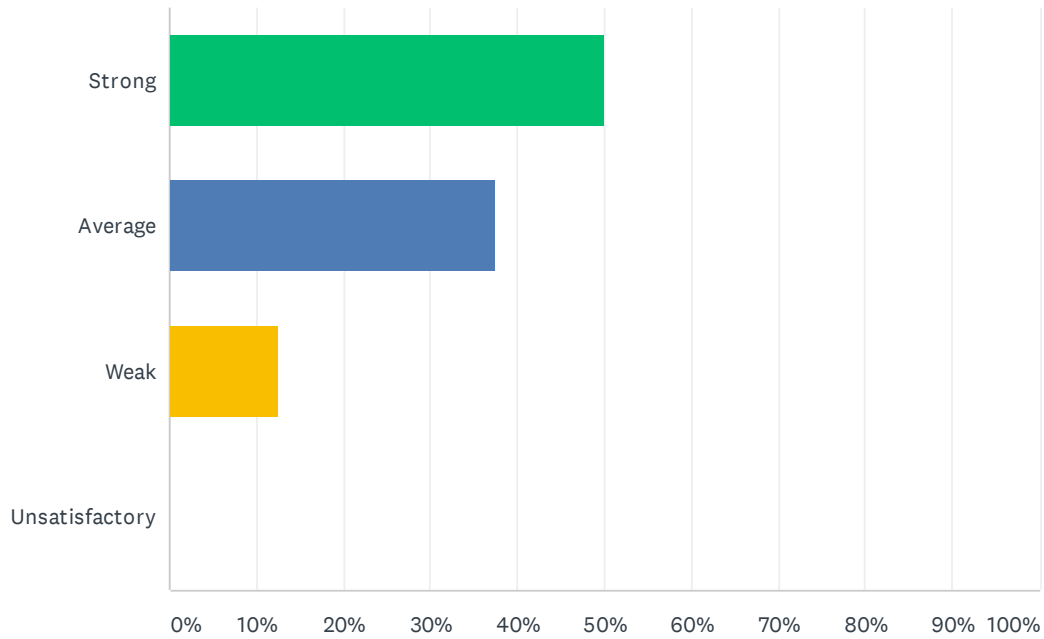
Answered: 7 Skipped: 4



ANSWER CHOICES	RESPONSES
Strong	57.14% 4
Average	14.29% 1
Weak	14.29% 1
Unsatisfactory	14.29% 1
TOTAL	7

Q27 The site principal is accessible to discuss special education issues.

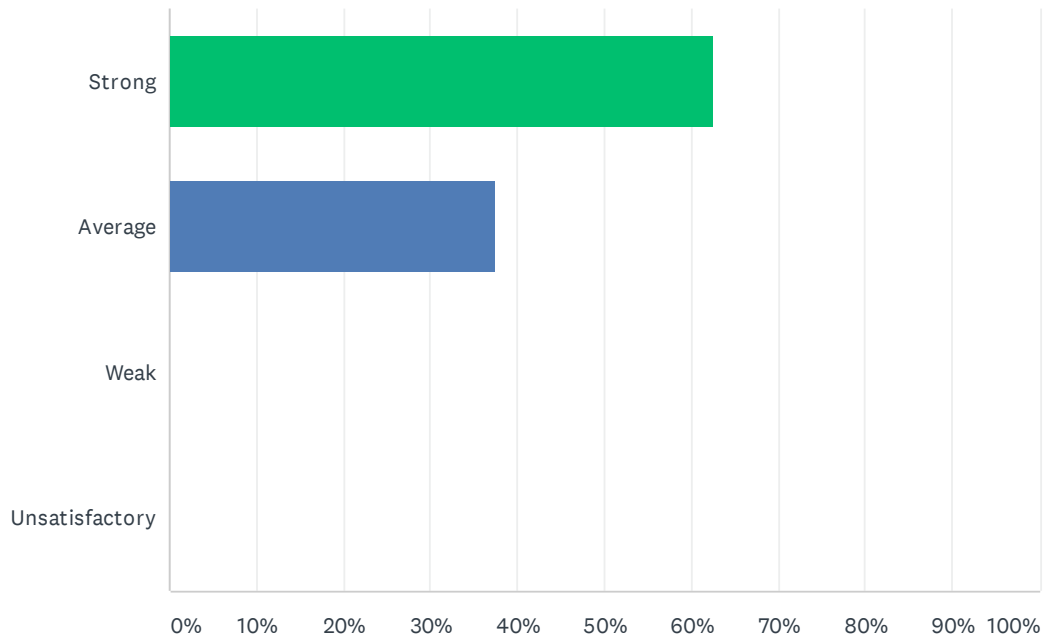
Answered: 8 Skipped: 3



ANSWER CHOICES	RESPONSES	
Strong	50.00%	4
Average	37.50%	3
Weak	12.50%	1
Unsatisfactory	0.00%	0
TOTAL		8

Q28 The site principal promotes equal opportunities for all students to learn.

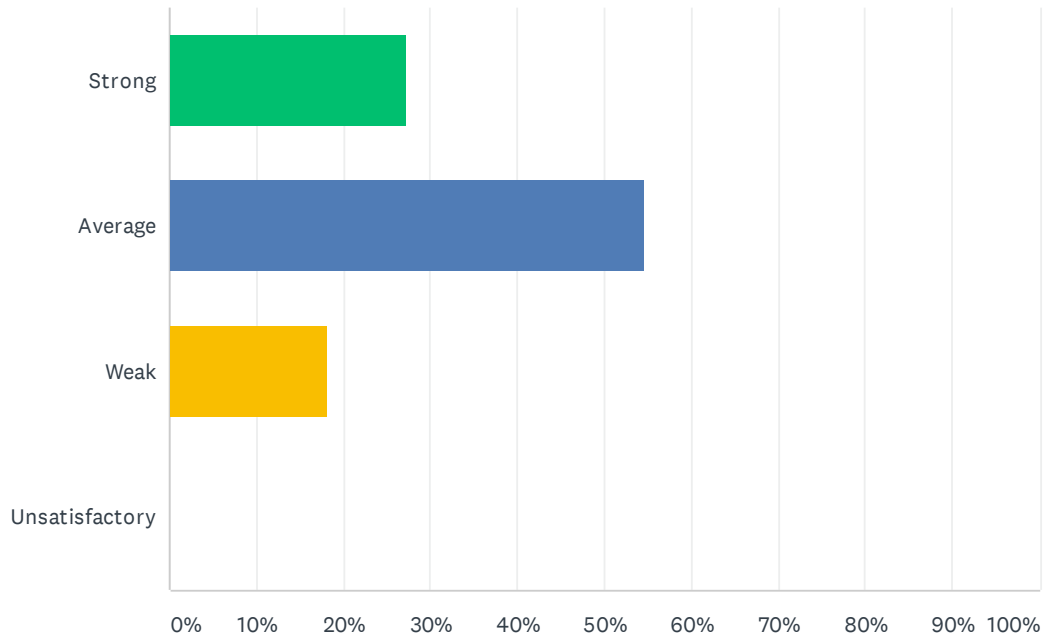
Answered: 8 Skipped: 3



ANSWER CHOICES	RESPONSES	
Strong	62.50%	5
Average	37.50%	3
Weak	0.00%	0
Unsatisfactory	0.00%	0
TOTAL		8

Q29 PBIS is used effectively and is improving behavior.

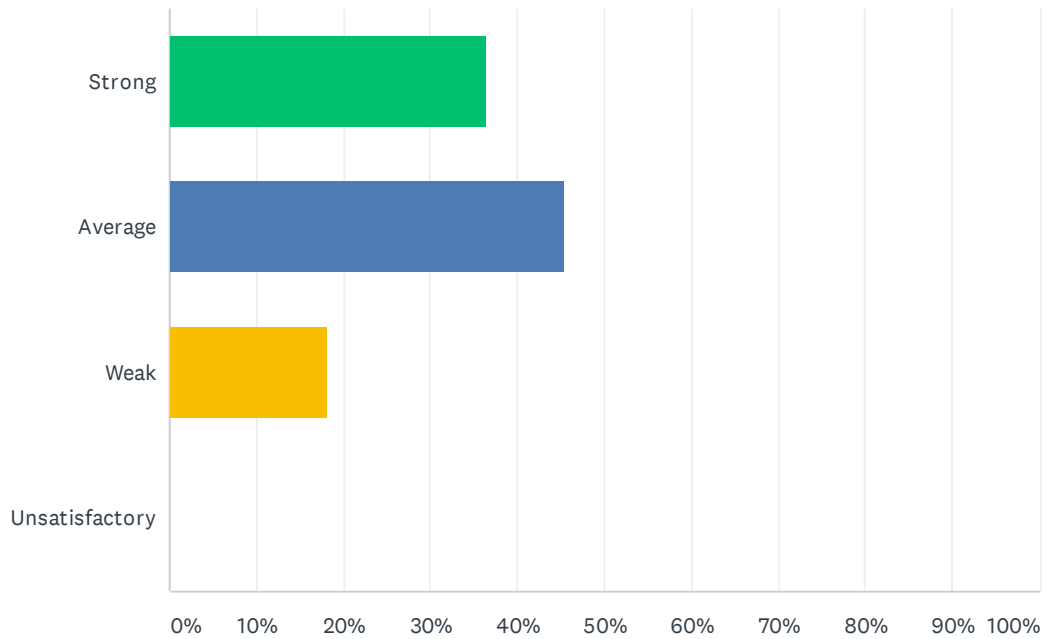
Answered: 11 Skipped: 0



ANSWER CHOICES	RESPONSES	
Strong	27.27%	3
Average	54.55%	6
Weak	18.18%	2
Unsatisfactory	0.00%	0
TOTAL		11

Q30 PBIS and Behavior Intervention Specialists are creating a safer environment at my site.

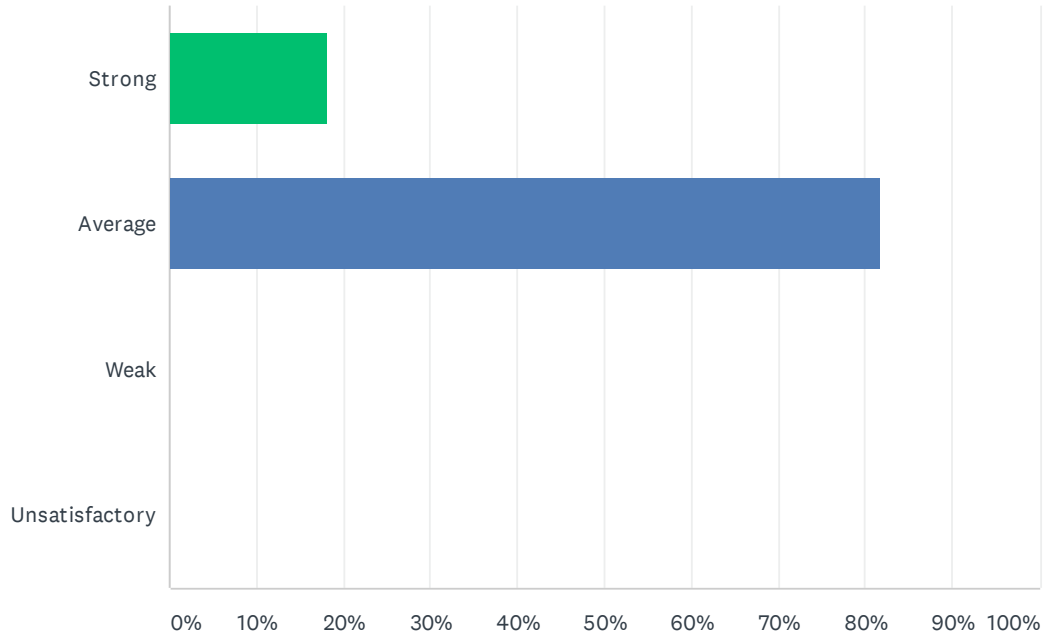
Answered: 11 Skipped: 0



ANSWER CHOICES	RESPONSES	
Strong	36.36%	4
Average	45.45%	5
Weak	18.18%	2
Unsatisfactory	0.00%	0
TOTAL		11

Q31 Staff and students feel safe at my site.

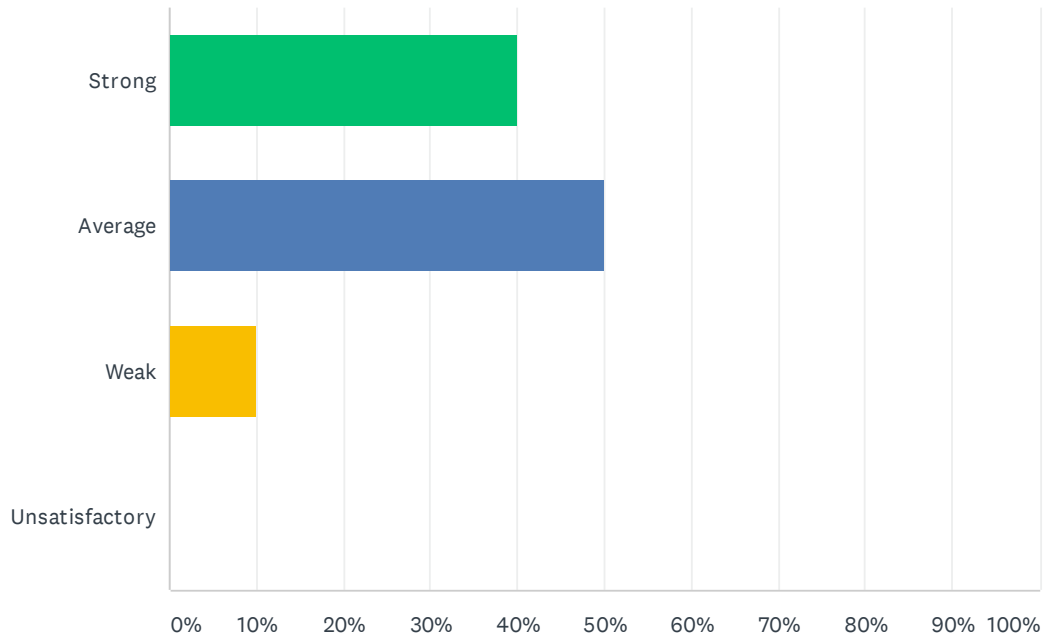
Answered: 11 Skipped: 0



ANSWER CHOICES	RESPONSES	
Strong	18.18%	2
Average	81.82%	9
Weak	0.00%	0
Unsatisfactory	0.00%	0
TOTAL		11

Q32 Discipline is improving at my site and not interfering with learning.

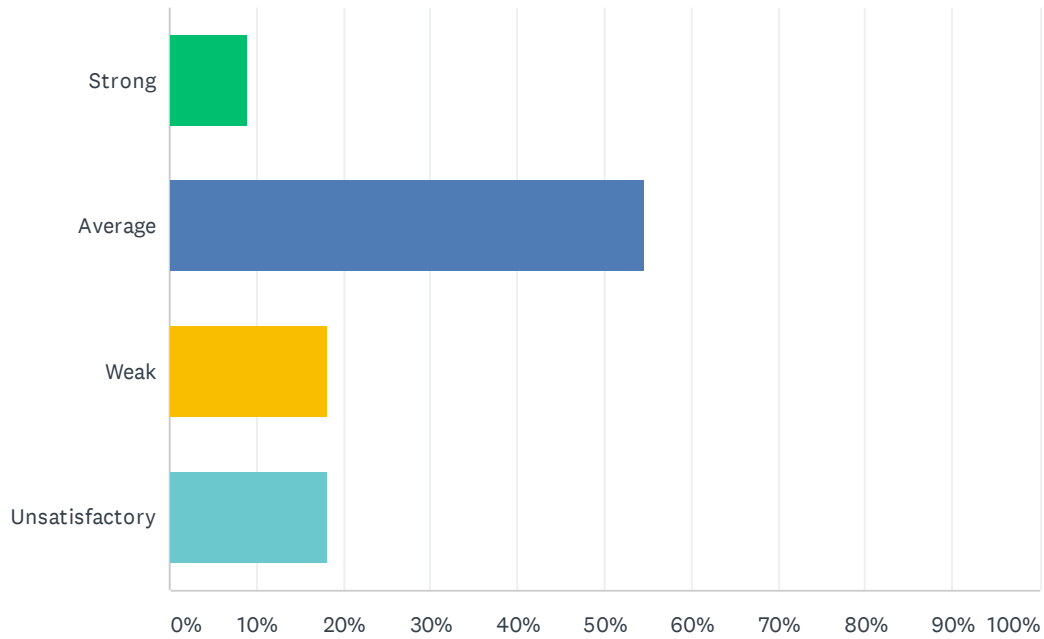
Answered: 10 Skipped: 1



ANSWER CHOICES	RESPONSES	
Strong	40.00%	4
Average	50.00%	5
Weak	10.00%	1
Unsatisfactory	0.00%	0
TOTAL		10

Q33 Positive referrals are an effective tool in improving discipline.

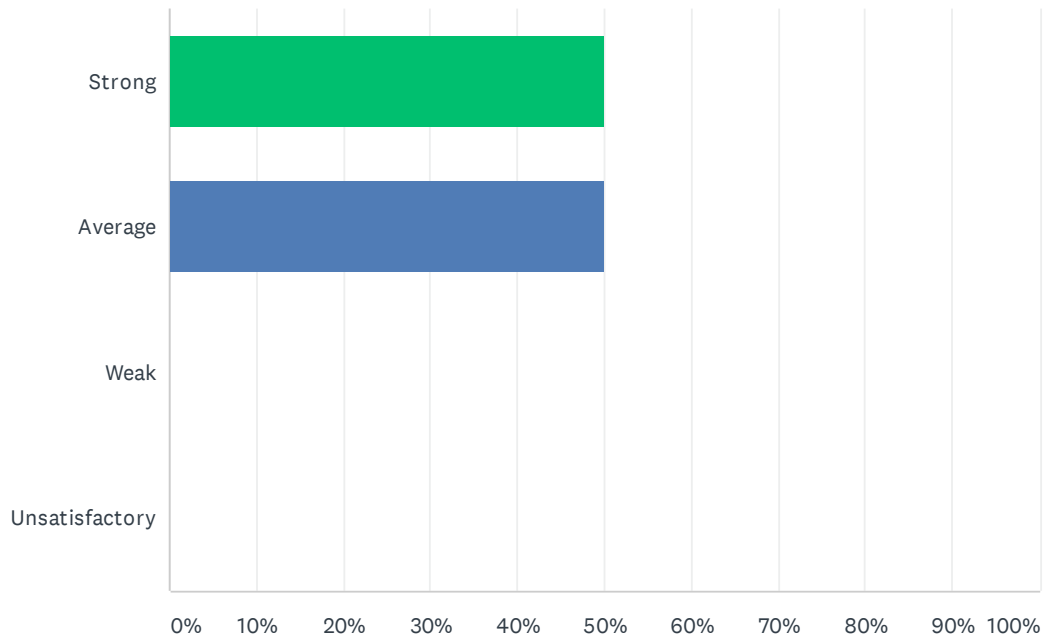
Answered: 11 Skipped: 0



ANSWER CHOICES	RESPONSES	
Strong	9.09%	1
Average	54.55%	6
Weak	18.18%	2
Unsatisfactory	18.18%	2
TOTAL		11

Q34 When ODR's (office disciplinary referral) are written the teacher's word is valued and trusted.

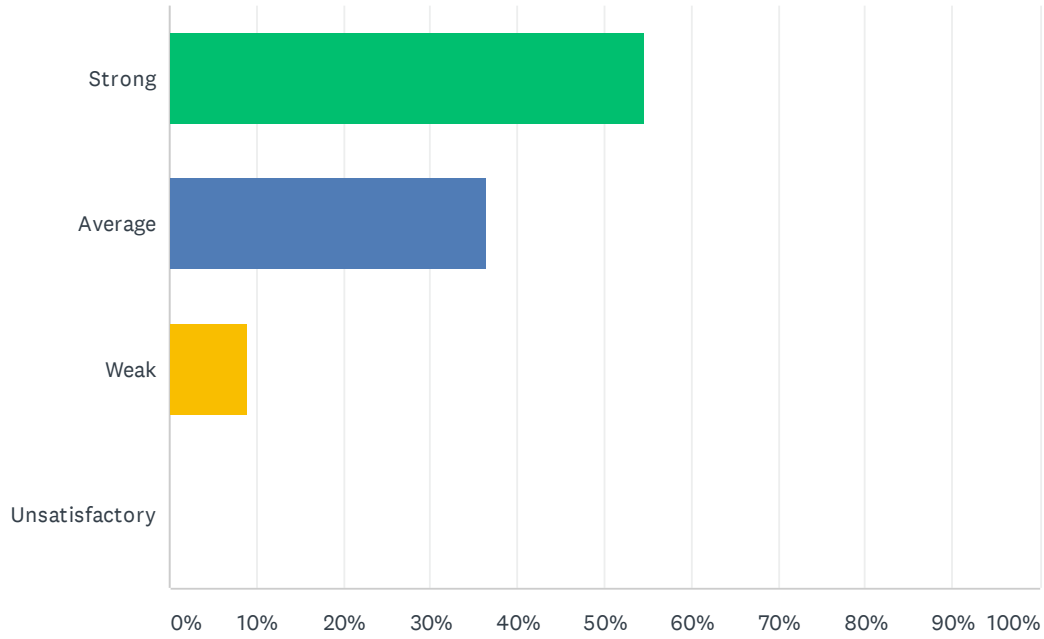
Answered: 10 Skipped: 1



ANSWER CHOICES	RESPONSES	
Strong	50.00%	5
Average	50.00%	5
Weak	0.00%	0
Unsatisfactory	0.00%	0
TOTAL		10

Q35 My site has a positive atmosphere.

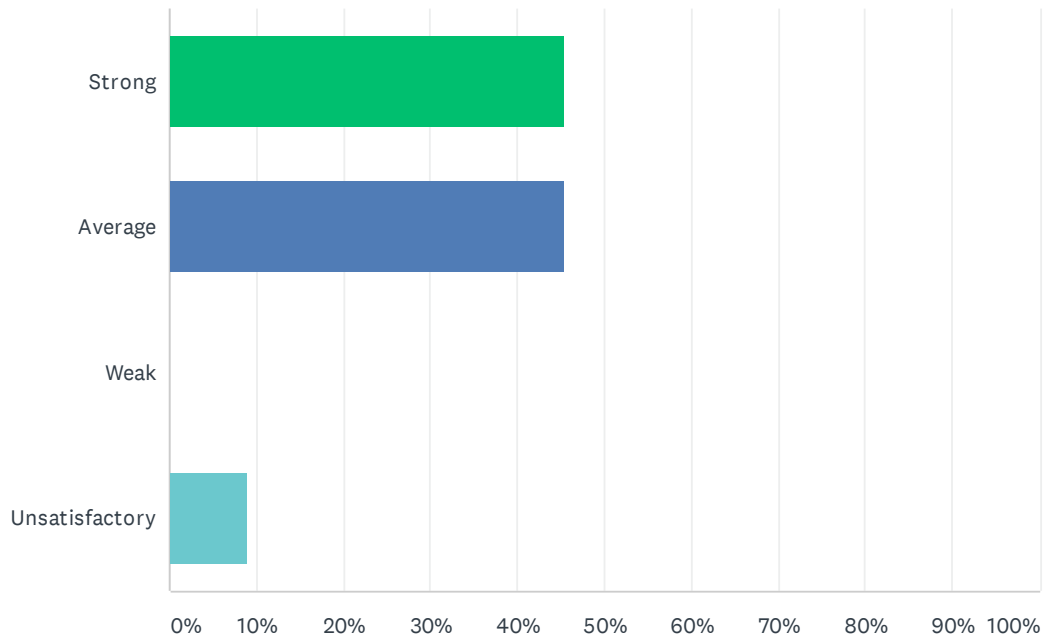
Answered: 11 Skipped: 0



ANSWER CHOICES	RESPONSES	
Strong	54.55%	6
Average	36.36%	4
Weak	9.09%	1
Unsatisfactory	0.00%	0
TOTAL		11

Q36 I would recommend my site to other employees and prospective teachers.

Answered: 11 Skipped: 0



ANSWER CHOICES	RESPONSES	
Strong	45.45%	5
Average	45.45%	5
Weak	0.00%	0
Unsatisfactory	9.09%	1
TOTAL		11