

Q1 School Site (If you work at multiple sites choose your home site OR complete a survey for each site at which you spend significant time.)

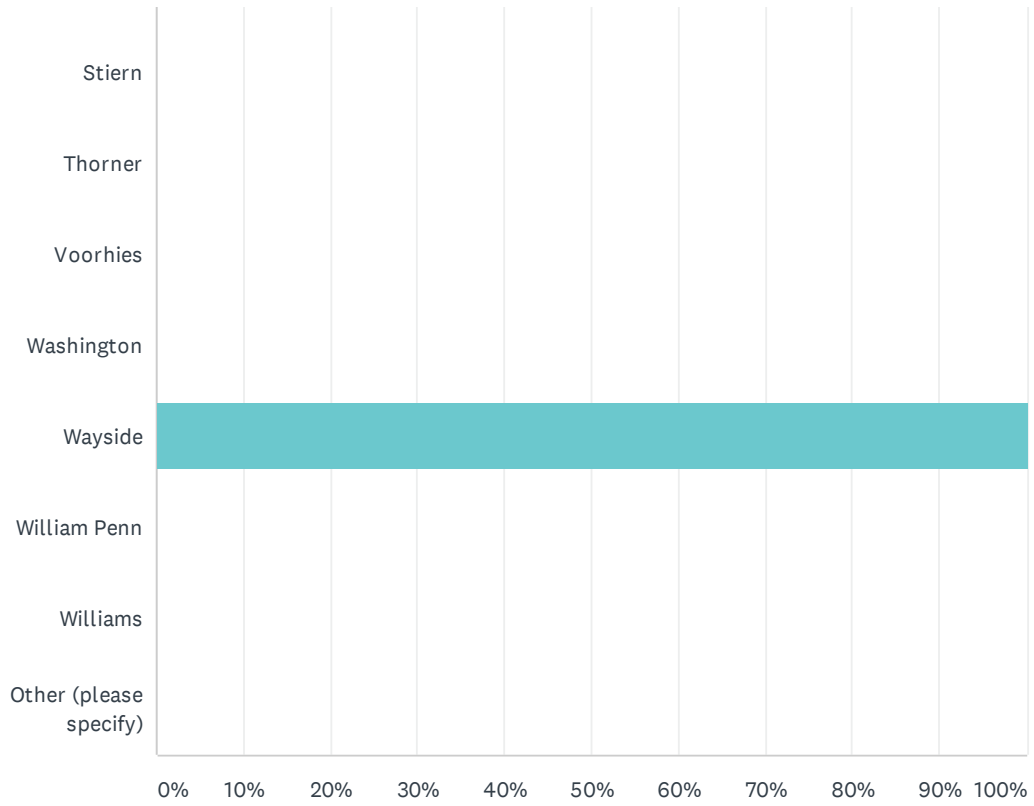
Answered: 9 Skipped: 0

Casa Loma										
Cato										
Chavez										
Chipman										
College Hts										
Compton										
Curran										
Downtown										
Ed Center										
Eissler										
Emerson										
Evergreen										
Fletcher										
Frank West										
Franklin										
Fremont										
Garza										
Harding										

2019-2020 BETA Administration/Site Climate Survey

Harris										
Horace Mann										
Hort										
Jefferson										
Longfellow										
McKinley										
Mt.Vernon										
Munsey										
Nichols										
Noble										
Nurses										
Owens Intermediate										
Owens Primary										
Pauly										
Pioneer										
Rafer Johnson										
Roosevelt										
Sequoia										
Sierra										
Special Ed Office										
Stella Hills										

2019-2020 BETA Administration/Site Climate Survey



2019-2020 BETA Administration/Site Climate Survey

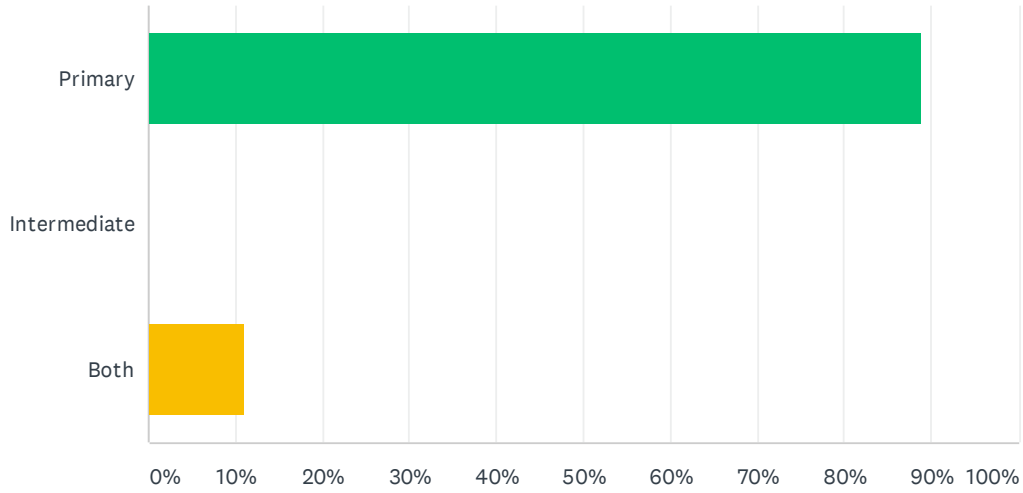
ANSWER CHOICES	RESPONSES
Casa Loma	0.00% 0
Cato	0.00% 0
Chavez	0.00% 0
Chipman	0.00% 0
College Hts	0.00% 0
Compton	0.00% 0
Curran	0.00% 0
Downtown	0.00% 0
Ed Center	0.00% 0
Eissler	0.00% 0
Emerson	0.00% 0
Evergreen	0.00% 0
Fletcher	0.00% 0
Frank West	0.00% 0
Franklin	0.00% 0
Fremont	0.00% 0
Garza	0.00% 0
Harding	0.00% 0
Harris	0.00% 0
Horace Mann	0.00% 0
Hort	0.00% 0
Jefferson	0.00% 0
Longfellow	0.00% 0
McKinley	0.00% 0
Mt.Vernon	0.00% 0
Munsey	0.00% 0
Nichols	0.00% 0
Noble	0.00% 0
Nurses	0.00% 0
Owens Intermediate	0.00% 0
Owens Primary	0.00% 0
Pauly	0.00% 0

2019-2020 BETA Administration/Site Climate Survey

Pioneer	0.00%	0
Rafer Johnson	0.00%	0
Roosevelt	0.00%	0
Sequoia	0.00%	0
Sierra	0.00%	0
Special Ed Office	0.00%	0
Stella Hills	0.00%	0
Stiern	0.00%	0
Thorner	0.00%	0
Voorhies	0.00%	0
Washington	0.00%	0
Wayside	100.00%	9
William Penn	0.00%	0
Williams	0.00%	0
Other (please specify)	0.00%	0
Total Respondents: 9		

Q2 Instructional Grade Level or Support Services

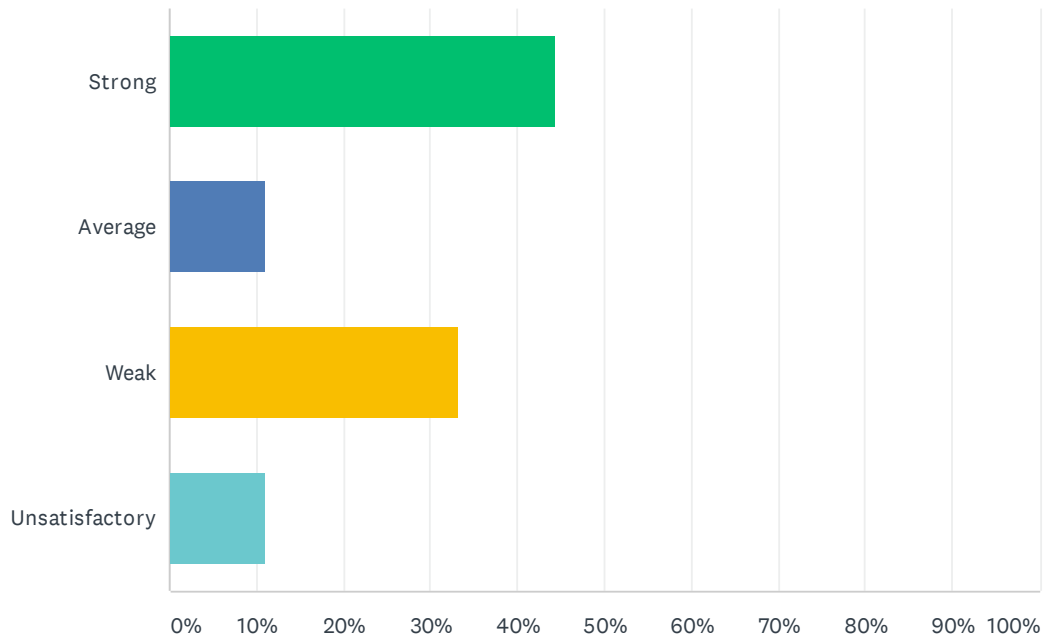
Answered: 9 Skipped: 0



ANSWER CHOICES	RESPONSES	
Primary	88.89%	8
Intermediate	0.00%	0
Both	11.11%	1
TOTAL		9

Q3 Site administration is sensitive to the needs of students, staff, and community.

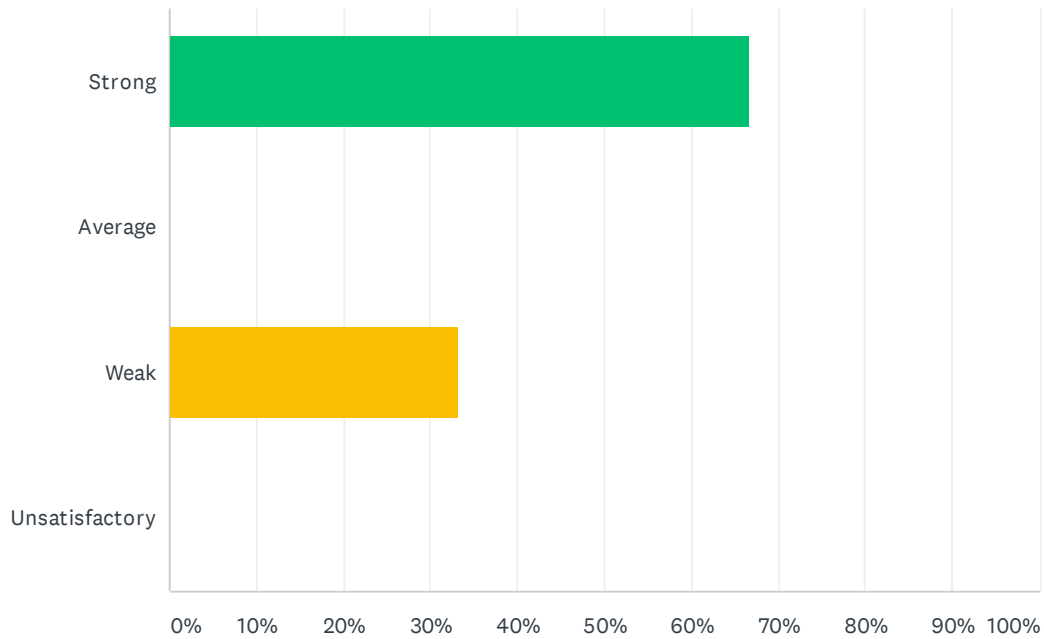
Answered: 9 Skipped: 0



ANSWER CHOICES	RESPONSES	
Strong	44.44%	4
Average	11.11%	1
Weak	33.33%	3
Unsatisfactory	11.11%	1
TOTAL		9

Q4 Site administration treats staff with respect; you feel like a valued member of a team

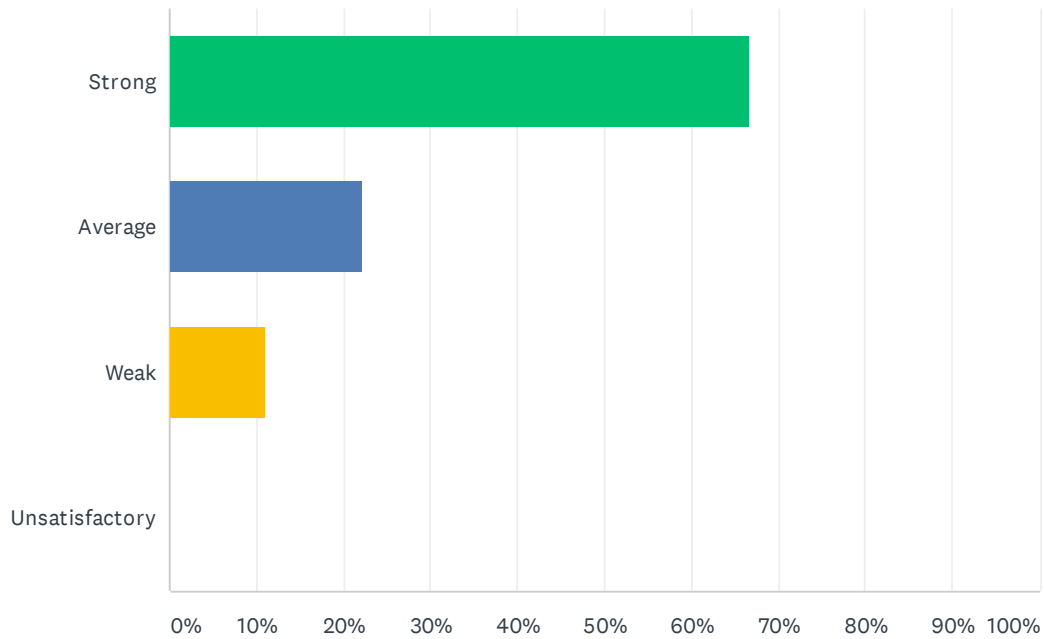
Answered: 9 Skipped: 0



ANSWER CHOICES	RESPONSES	
Strong	66.67%	6
Average	0.00%	0
Weak	33.33%	3
Unsatisfactory	0.00%	0
TOTAL		9

Q5 Site administration conducts classroom visits (walk-through) in least the disruptive manner and leaves timely feedback (within 24 hours).

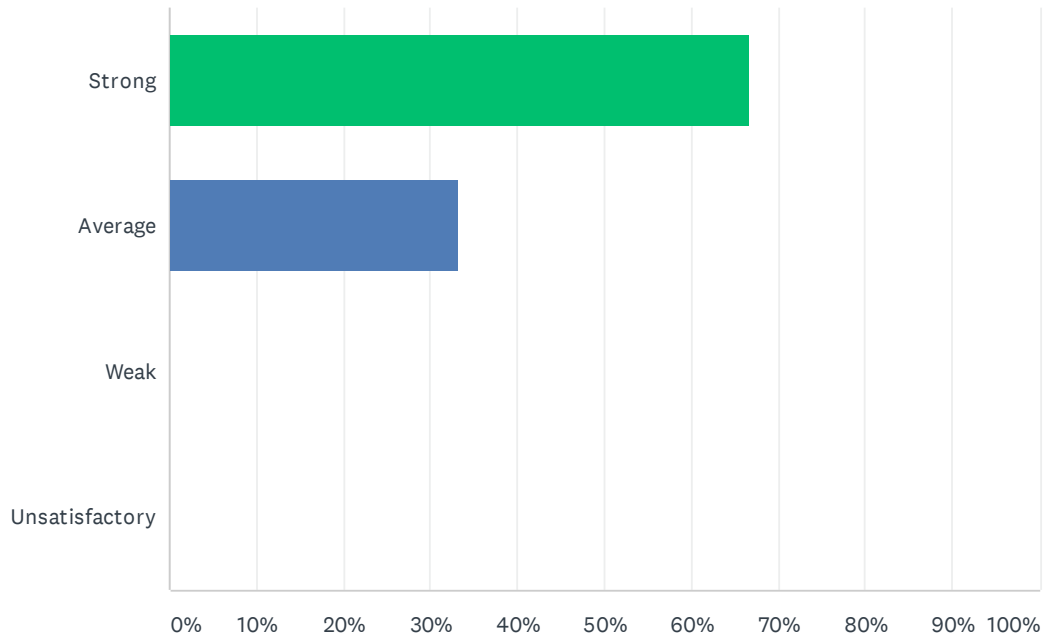
Answered: 9 Skipped: 0



ANSWER CHOICES	RESPONSES	
Strong	66.67%	6
Average	22.22%	2
Weak	11.11%	1
Unsatisfactory	0.00%	0
TOTAL		9

Q6 Site administration follows the contract and respects personal rights.

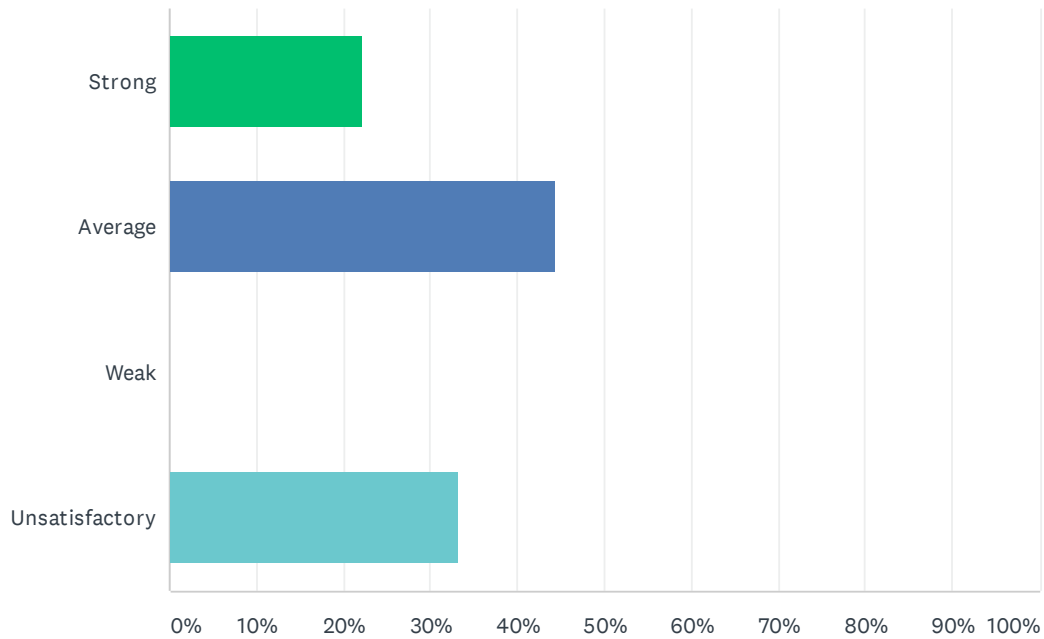
Answered: 9 Skipped: 0



ANSWER CHOICES	RESPONSES	
Strong	66.67%	6
Average	33.33%	3
Weak	0.00%	0
Unsatisfactory	0.00%	0
TOTAL		9

Q7 Administration utilizes staff according to their job description (ie. Coaches, APL's, Specialists & Staff).

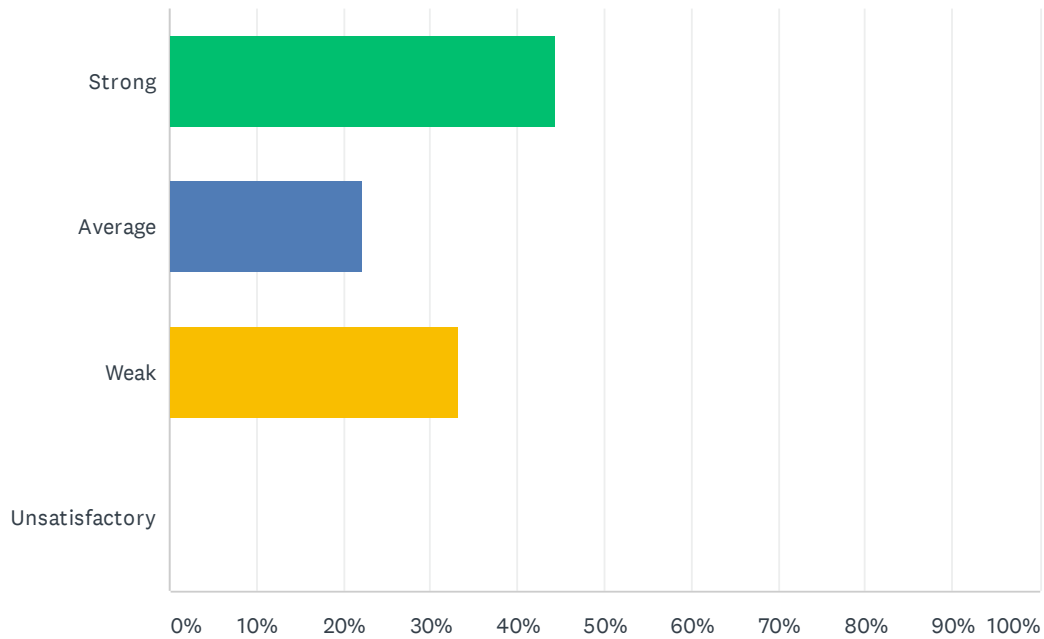
Answered: 9 Skipped: 0



ANSWER CHOICES	RESPONSES	
Strong	22.22%	2
Average	44.44%	4
Weak	0.00%	0
Unsatisfactory	33.33%	3
TOTAL		9

Q8 Administration maintains open communication with staff, parents, and students.

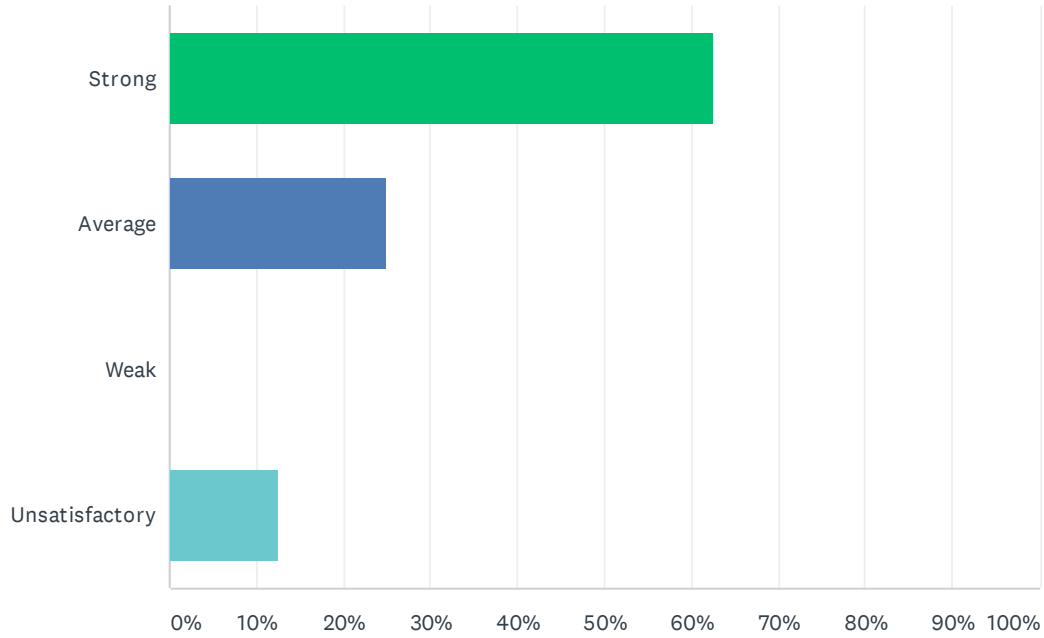
Answered: 9 Skipped: 0



ANSWER CHOICES	RESPONSES	
Strong	44.44%	4
Average	22.22%	2
Weak	33.33%	3
Unsatisfactory	0.00%	0
TOTAL		9

Q9 Administration supports staff against attacks and criticism from parents.

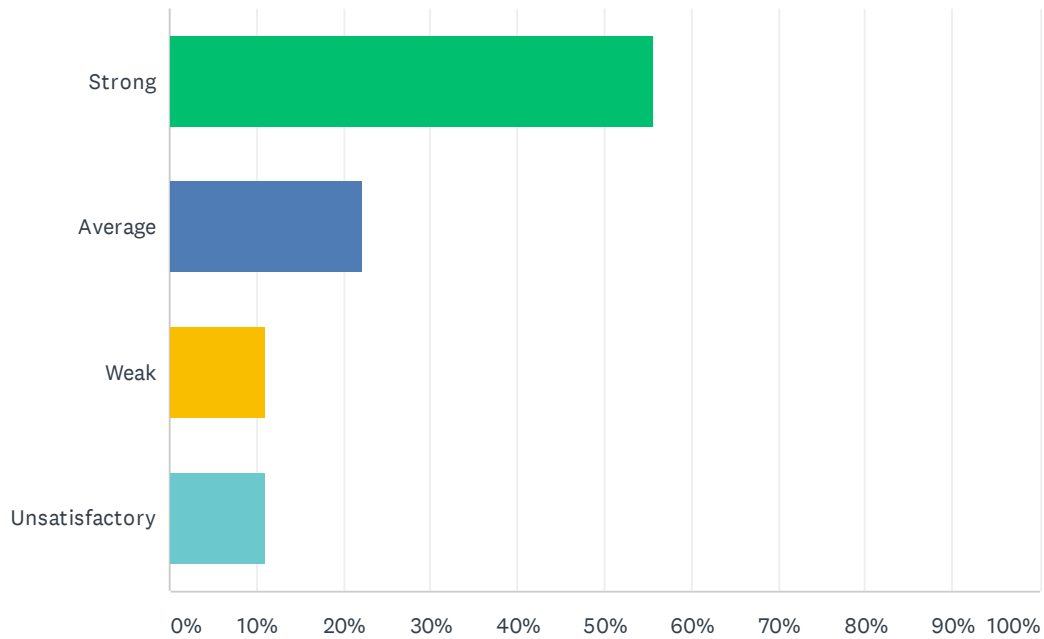
Answered: 8 Skipped: 1



ANSWER CHOICES	RESPONSES	
Strong	62.50%	5
Average	25.00%	2
Weak	0.00%	0
Unsatisfactory	12.50%	1
TOTAL		8

Q10 Site administration treats all teachers equally; there is no preferential treatment.

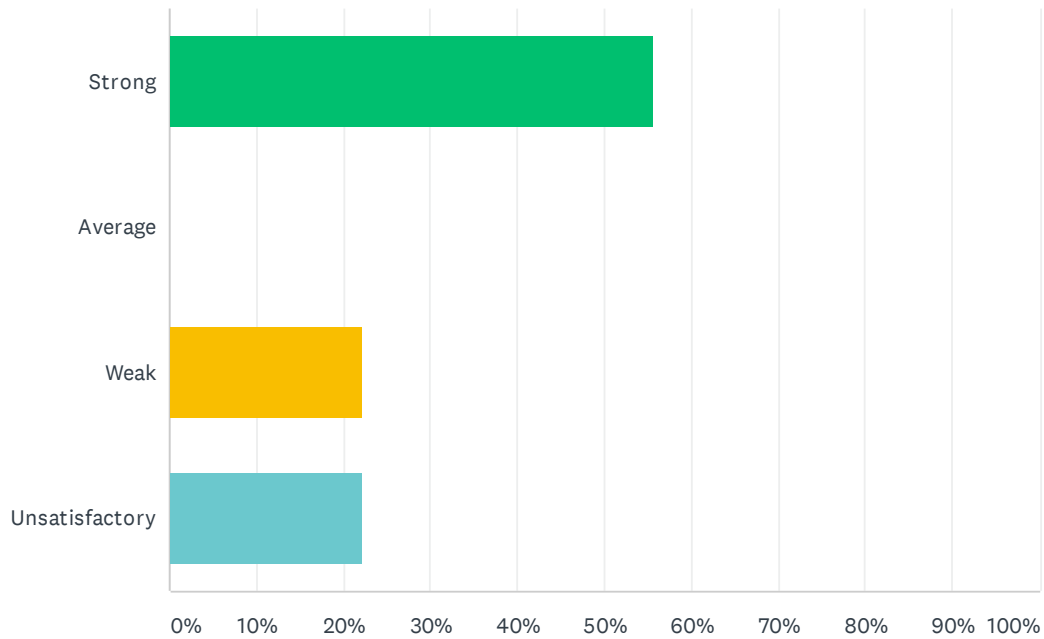
Answered: 9 Skipped: 0



ANSWER CHOICES	RESPONSES	
Strong	55.56%	5
Average	22.22%	2
Weak	11.11%	1
Unsatisfactory	11.11%	1
TOTAL		9

Q11 Administration supports classroom discipline procedures and follows District discipline guidelines.

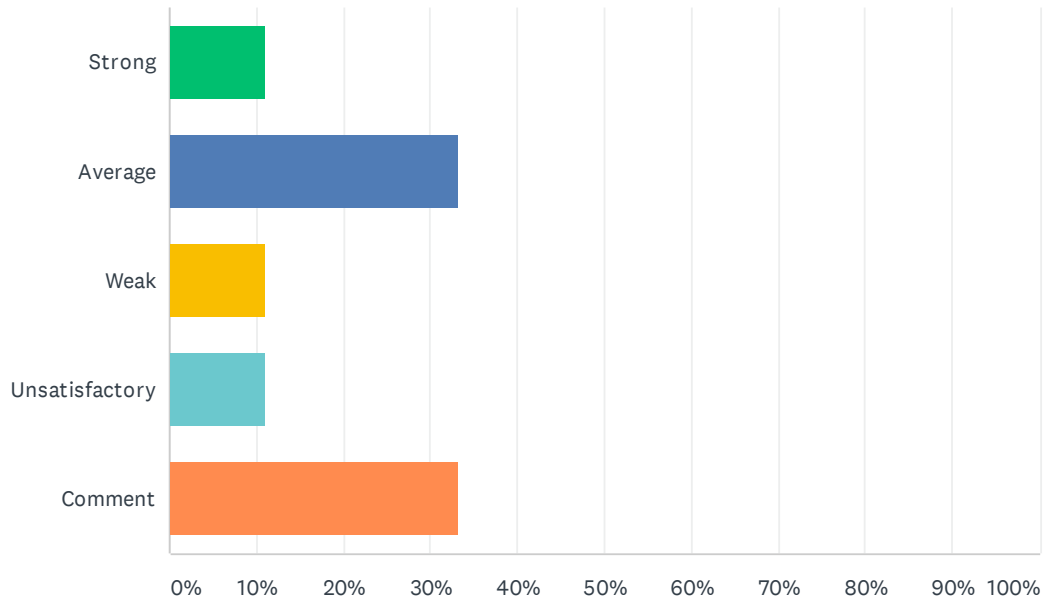
Answered: 9 Skipped: 0



ANSWER CHOICES	RESPONSES	
Strong	55.56%	5
Average	0.00%	0
Weak	22.22%	2
Unsatisfactory	22.22%	2
TOTAL		9

Q12 Administration processes ODR's (Office Disciplinary Referrals) within 48 hours and supports staff when discipline moves beyond classroom managed behaviors.

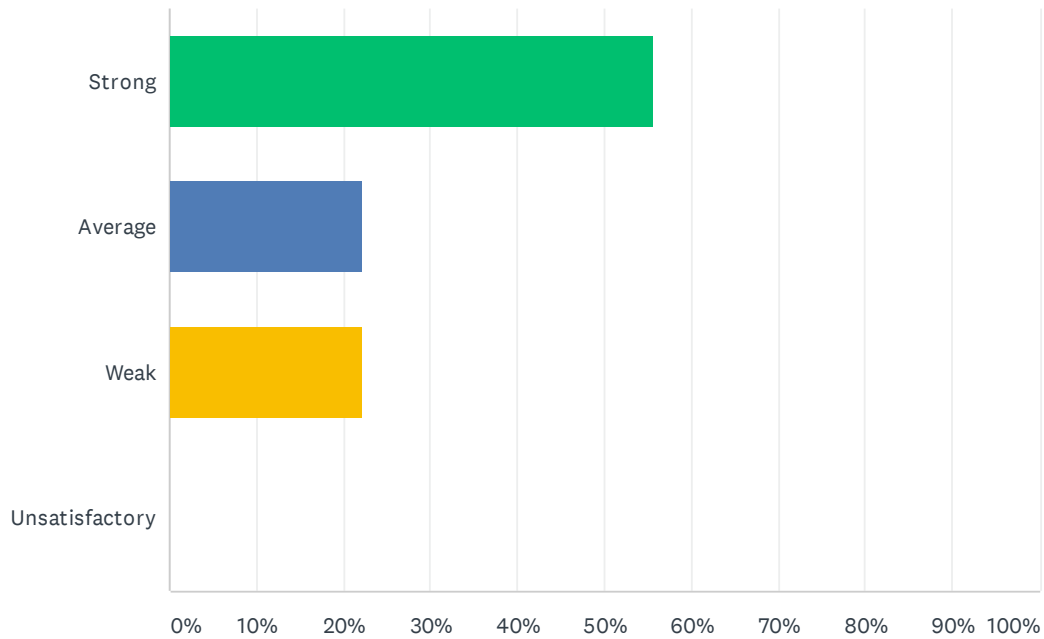
Answered: 9 Skipped: 0



ANSWER CHOICES	RESPONSES	
Strong	11.11%	1
Average	33.33%	3
Weak	11.11%	1
Unsatisfactory	11.11%	1
Comment	33.33%	3
TOTAL		9

Q13 Administration treats teachers as professionals; the teacher's word is not disregarded in favor of the student's.

Answered: 9 Skipped: 0



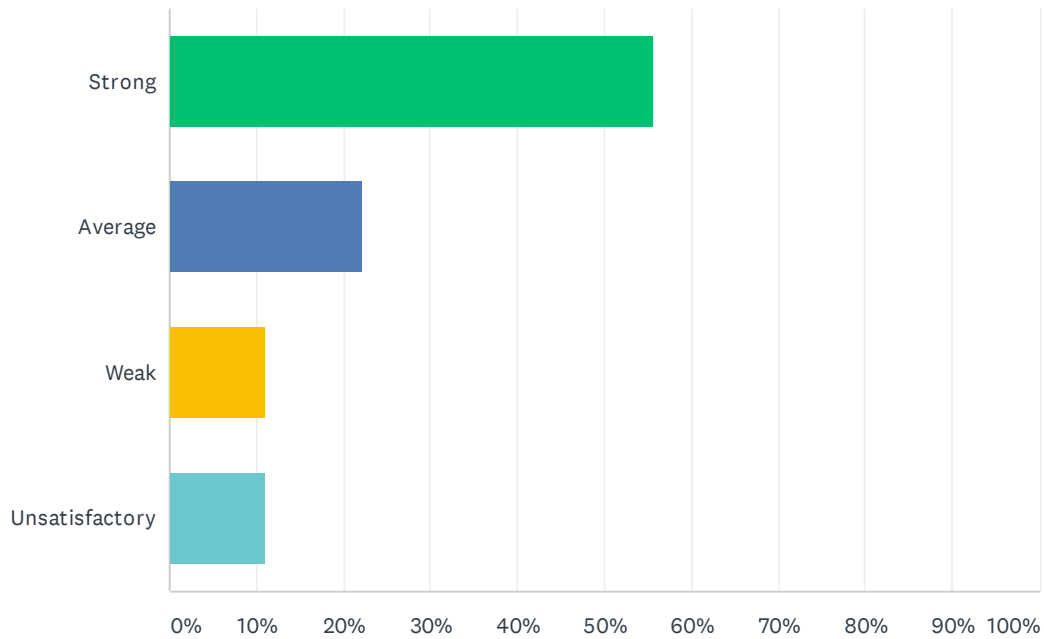
ANSWER CHOICES	RESPONSES	
Strong	55.56%	5
Average	22.22%	2
Weak	22.22%	2
Unsatisfactory	0.00%	0
TOTAL		9

Q14 How do you feel that your administration positively/negatively impacts working conditions at your site?

Answered: 4 Skipped: 5

Q15 Site staff is involved in setting school policies and budgetary priorities.

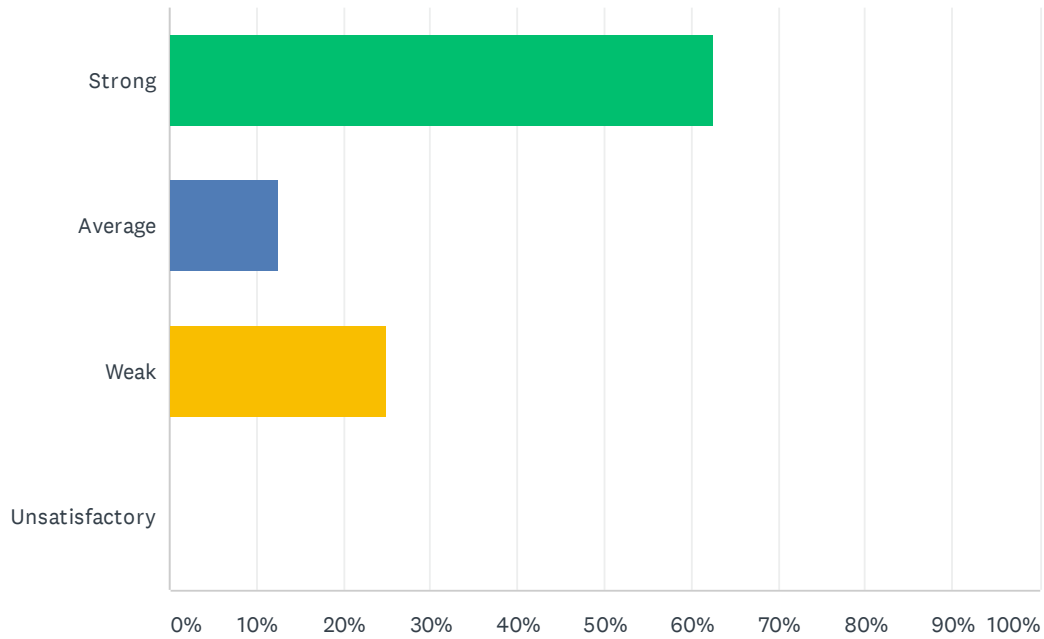
Answered: 9 Skipped: 0



ANSWER CHOICES	RESPONSES	
Strong	55.56%	5
Average	22.22%	2
Weak	11.11%	1
Unsatisfactory	11.11%	1
TOTAL		9

Q16 Site meetings are productive and not excessive.

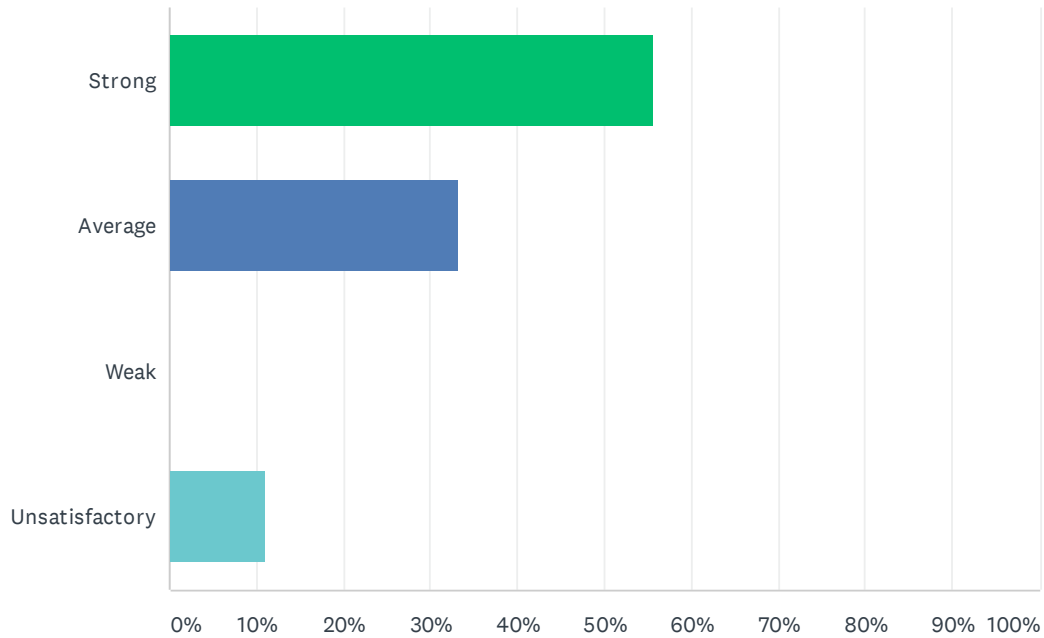
Answered: 8 Skipped: 1



ANSWER CHOICES	RESPONSES	
Strong	62.50%	5
Average	12.50%	1
Weak	25.00%	2
Unsatisfactory	0.00%	0
TOTAL		8

Q17 Bank days are used for PLC activities; Site administration uses two Bank Days a month and staff gets uninterrupted planning/preparation time twice a month during Bank Days.

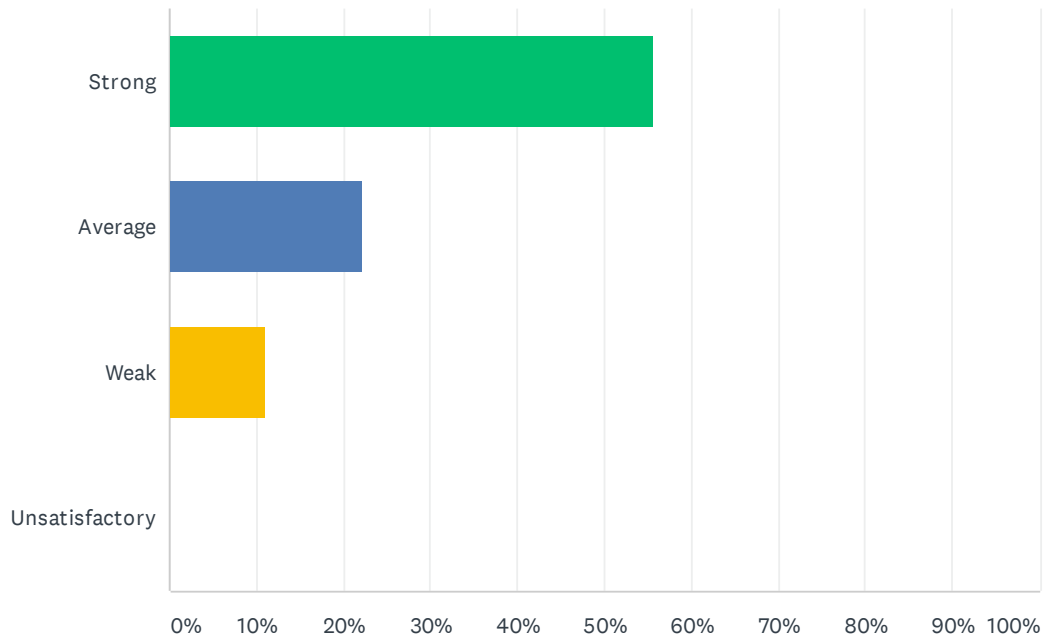
Answered: 9 Skipped: 0



ANSWER CHOICES	RESPONSES	
Strong	55.56%	5
Average	33.33%	3
Weak	0.00%	0
Unsatisfactory	11.11%	1
TOTAL		9

Q18 My site receives daily consecutive uninterrupted planning/preparation time. (30 minutes / 40 minutes)

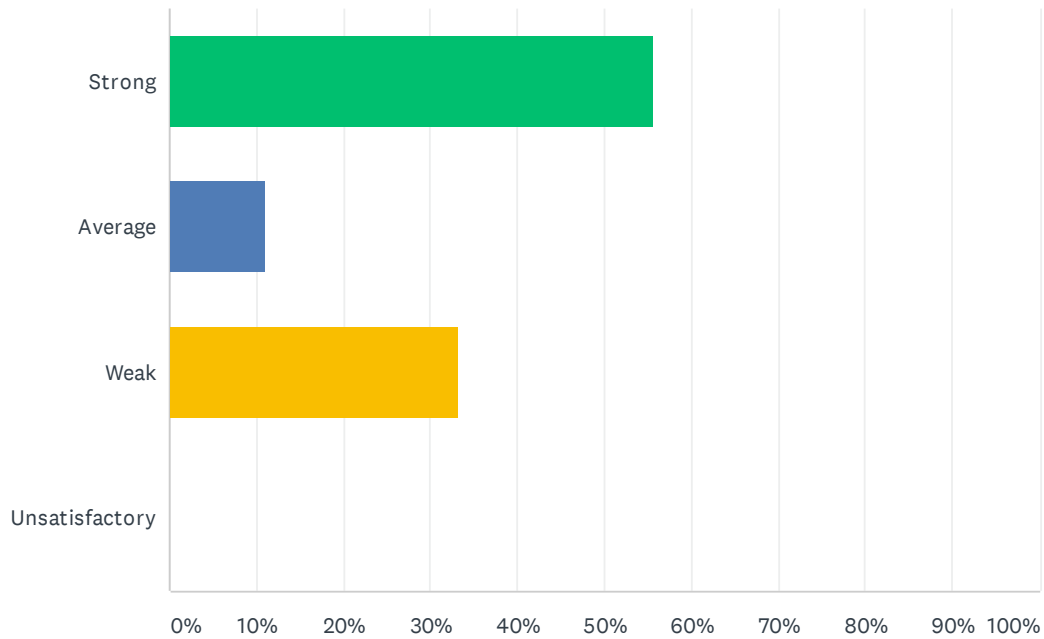
Answered: 9 Skipped: 0



ANSWER CHOICES	RESPONSES	
Strong	55.56%	5
Average	22.22%	2
Weak	11.11%	1
Unsatisfactory	0.00%	0
TOTAL		9

Q19 Staff is given time to input district required data (ie. Benchmarks, Dibels, CFAs, Report Card, and etc).

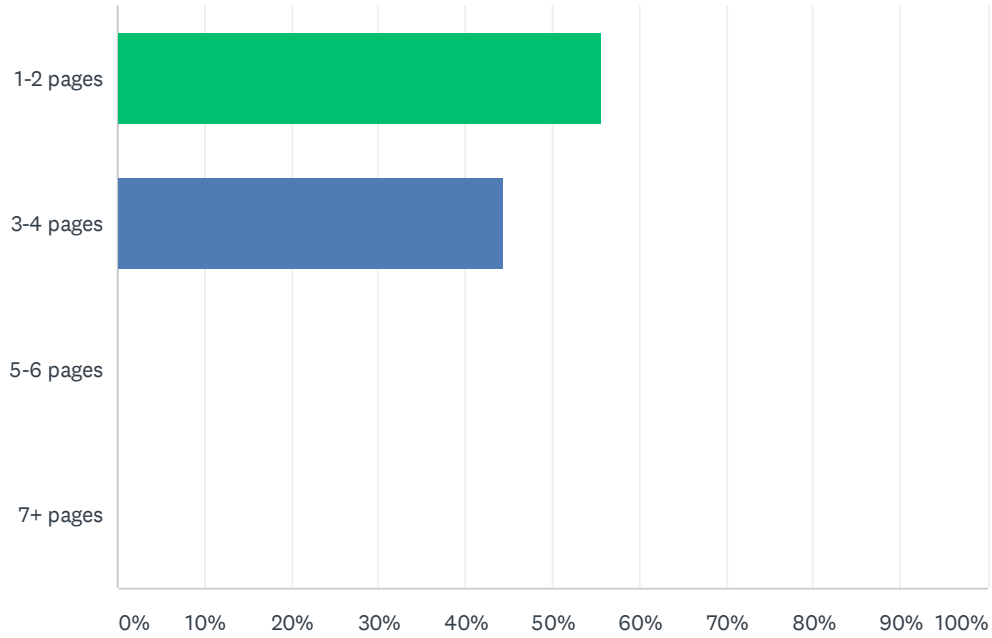
Answered: 9 Skipped: 0



ANSWER CHOICES	RESPONSES	
Strong	55.56%	5
Average	11.11%	1
Weak	33.33%	3
Unsatisfactory	0.00%	0
TOTAL		9

Q20 Teachers are required to submit complete, but not excessively lengthy lesson plans.

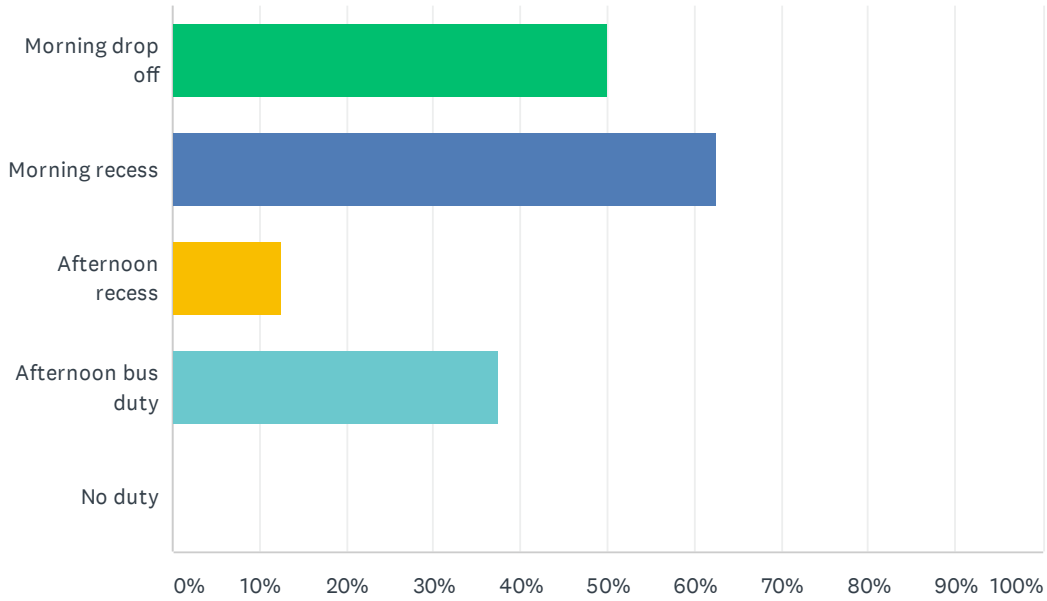
Answered: 9 Skipped: 0



ANSWER CHOICES	RESPONSES
1-2 pages	55.56% 5
3-4 pages	44.44% 4
5-6 pages	0.00% 0
7+ pages	0.00% 0
TOTAL	9

Q21 Staff has recess and/or bus duty.

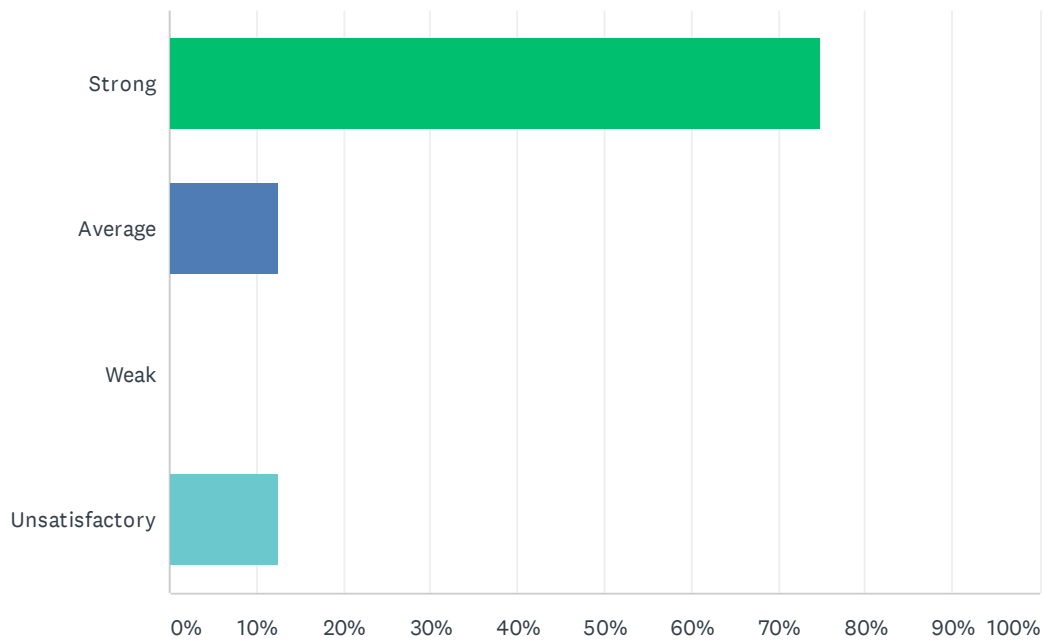
Answered: 8 Skipped: 1



ANSWER CHOICES	RESPONSES
Morning drop off	50.00% 4
Morning recess	62.50% 5
Afternoon recess	12.50% 1
Afternoon bus duty	37.50% 3
No duty	0.00% 0
Total Respondents: 8	

Q22 The Special Education Department is assisting you with your questions, problems, and concerns.

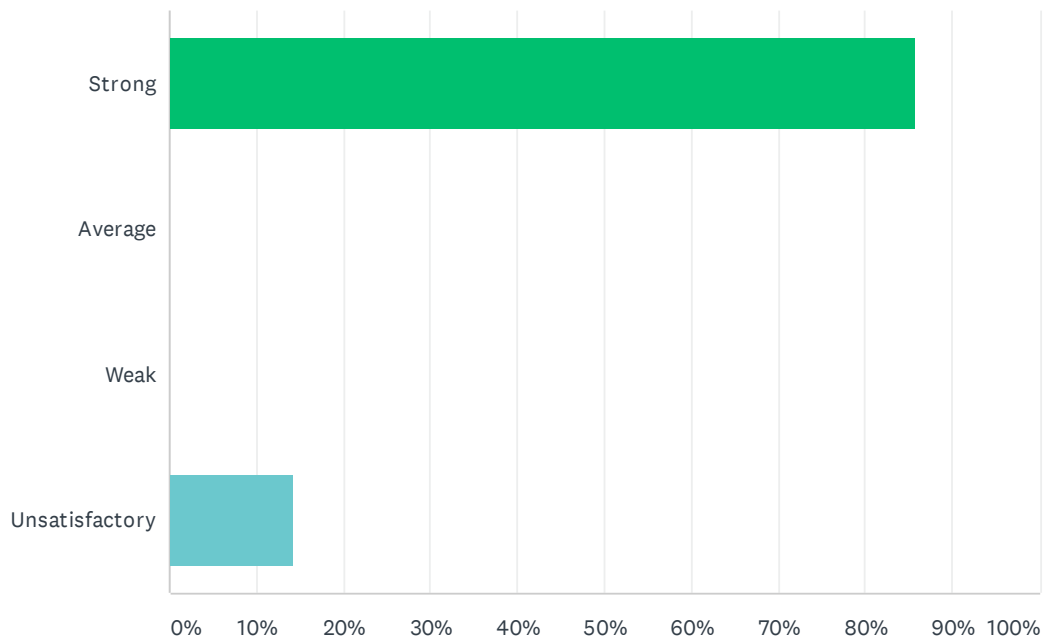
Answered: 8 Skipped: 1



ANSWER CHOICES	RESPONSES	
Strong	75.00%	6
Average	12.50%	1
Weak	0.00%	0
Unsatisfactory	12.50%	1
TOTAL		8

Q23 Special Education class size is balanced within each program to ensure student safety and individualized instruction.

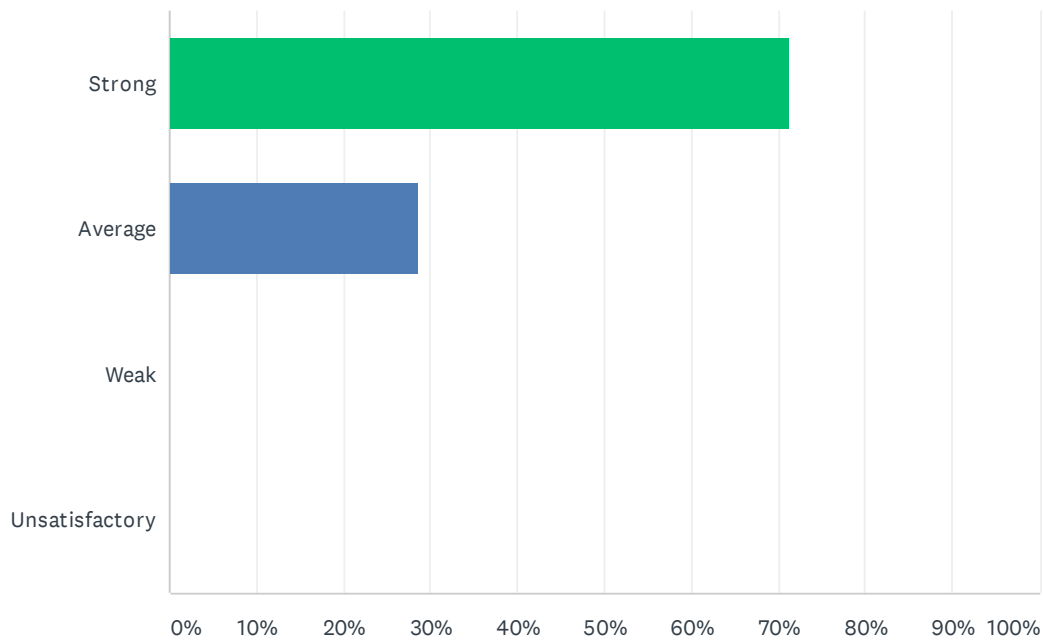
Answered: 7 Skipped: 2



ANSWER CHOICES	RESPONSES	
Strong	85.71%	6
Average	0.00%	0
Weak	0.00%	0
Unsatisfactory	14.29%	1
TOTAL		7

Q24 Special education teachers have opportunities to participate in school-based, content area staff development.

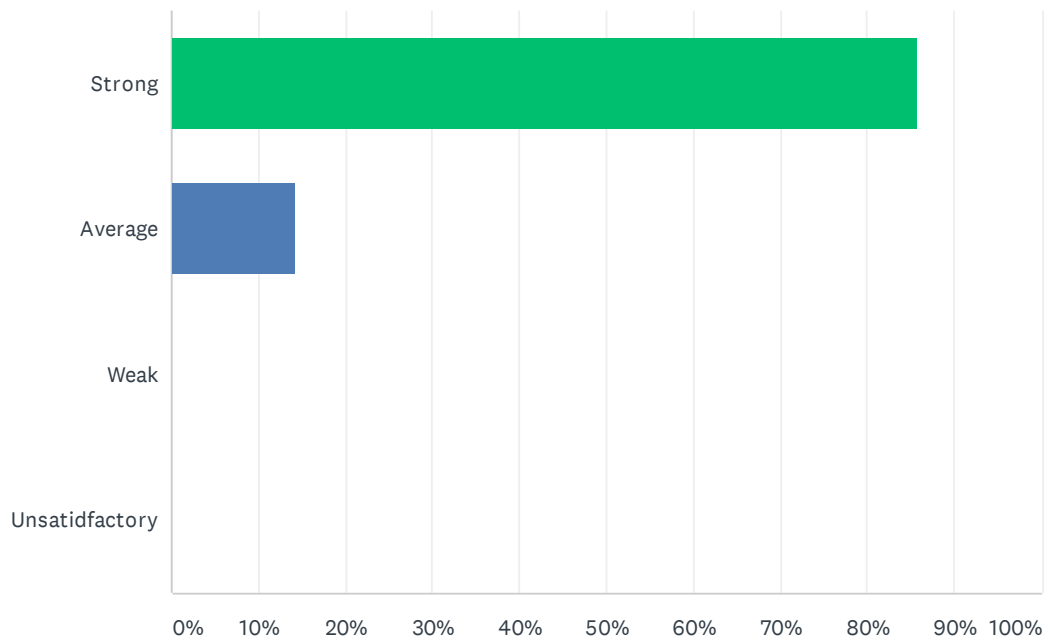
Answered: 7 Skipped: 2



ANSWER CHOICES	RESPONSES	
Strong	71.43%	5
Average	28.57%	2
Weak	0.00%	0
Unsatisfactory	0.00%	0
TOTAL		7

Q25 Special education teachers have needed access to ALL instructional resources provided to the general education teachers.

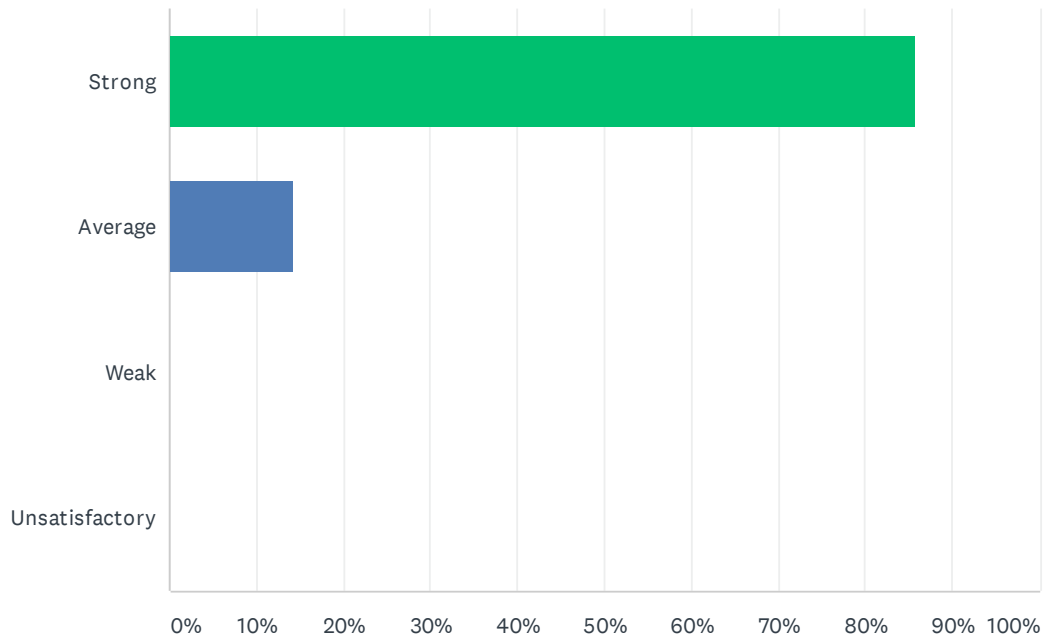
Answered: 7 Skipped: 2



ANSWER CHOICES	RESPONSES	
Strong	85.71%	6
Average	14.29%	1
Weak	0.00%	0
Unsatisfactory	0.00%	0
TOTAL		7

Q26 Special education teachers are adequately trained in the administration of state assessments and District IEP's.

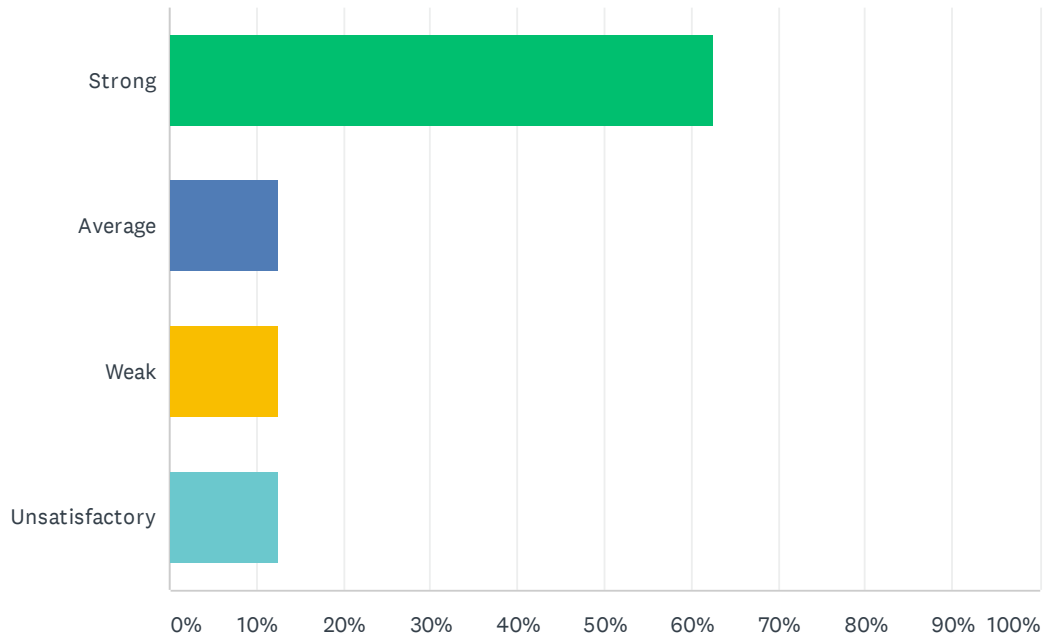
Answered: 7 Skipped: 2



ANSWER CHOICES	RESPONSES	
Strong	85.71%	6
Average	14.29%	1
Weak	0.00%	0
Unsatisfactory	0.00%	0
TOTAL		7

Q27 The site principal is accessible to discuss special education issues.

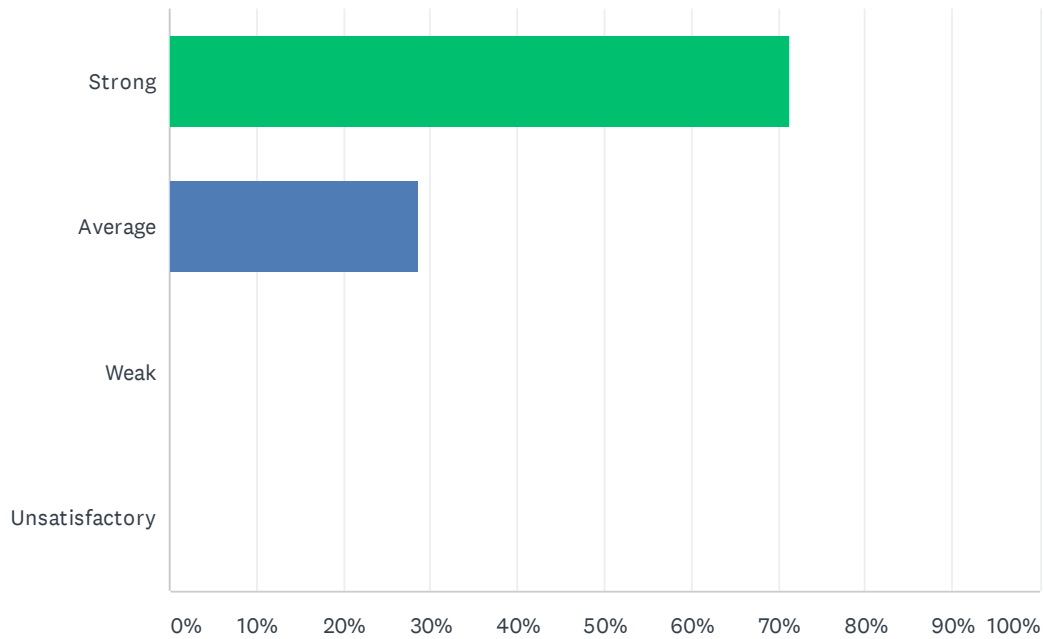
Answered: 8 Skipped: 1



ANSWER CHOICES	RESPONSES	
Strong	62.50%	5
Average	12.50%	1
Weak	12.50%	1
Unsatisfactory	12.50%	1
TOTAL		8

Q28 The site principal promotes equal opportunities for all students to learn.

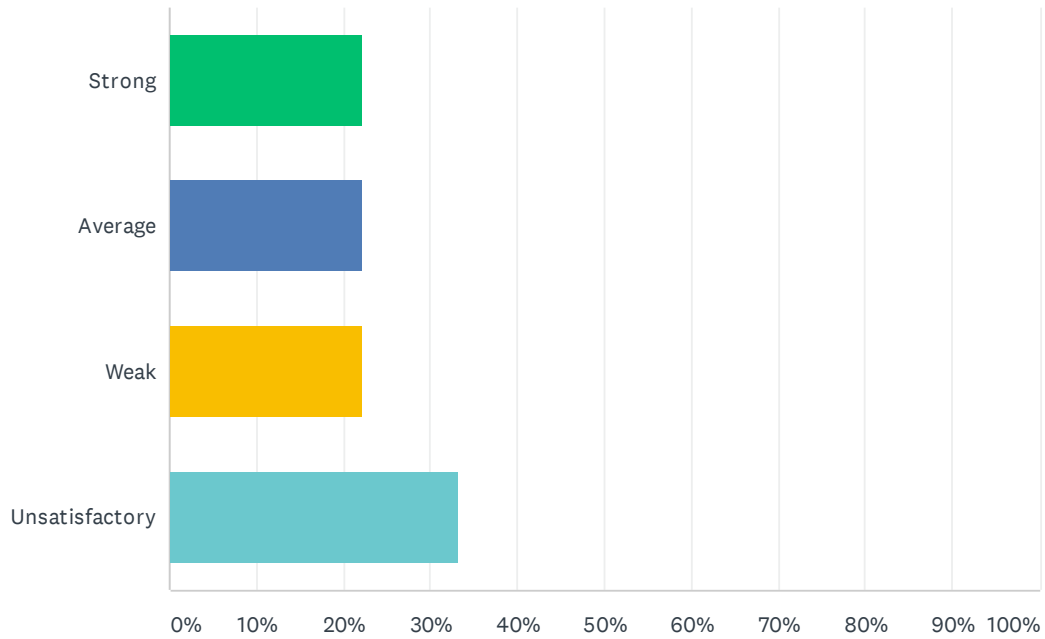
Answered: 7 Skipped: 2



ANSWER CHOICES	RESPONSES	
Strong	71.43%	5
Average	28.57%	2
Weak	0.00%	0
Unsatisfactory	0.00%	0
TOTAL		7

Q29 PBIS is used effectively and is improving behavior.

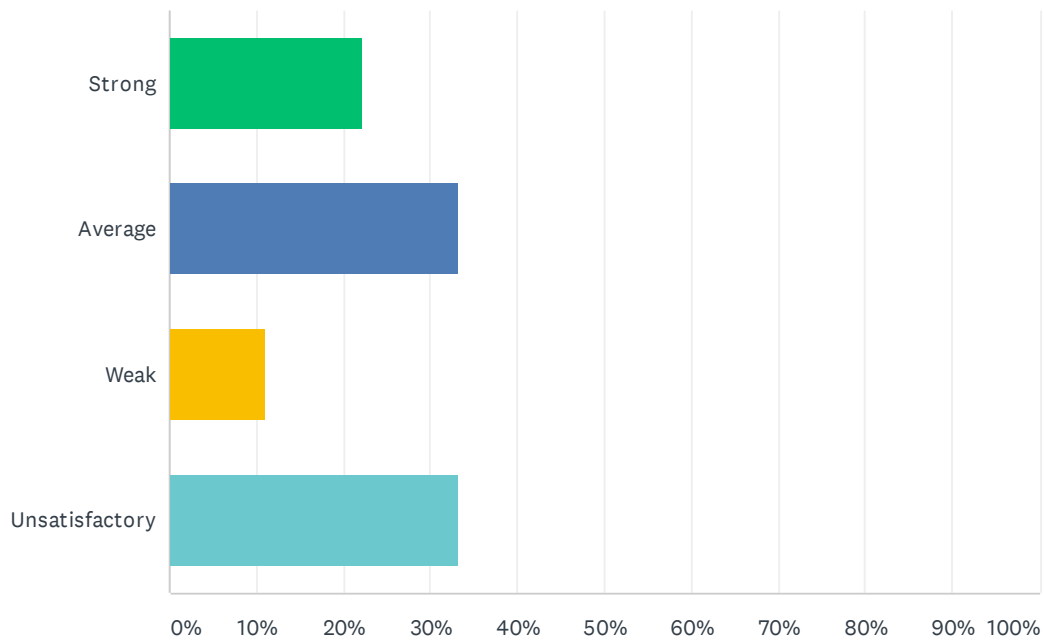
Answered: 9 Skipped: 0



ANSWER CHOICES	RESPONSES	
Strong	22.22%	2
Average	22.22%	2
Weak	22.22%	2
Unsatisfactory	33.33%	3
TOTAL		9

Q30 PBIS and Behavior Intervention Specialists are creating a safer environment at my site.

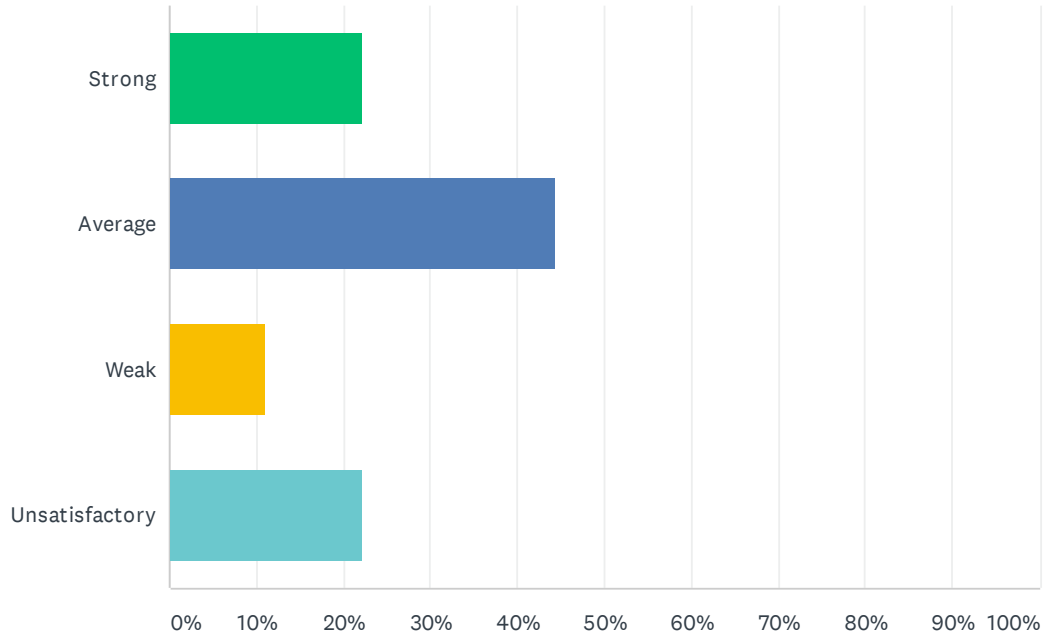
Answered: 9 Skipped: 0



ANSWER CHOICES	RESPONSES	
Strong	22.22%	2
Average	33.33%	3
Weak	11.11%	1
Unsatisfactory	33.33%	3
TOTAL		9

Q31 Staff and students feel safe at my site.

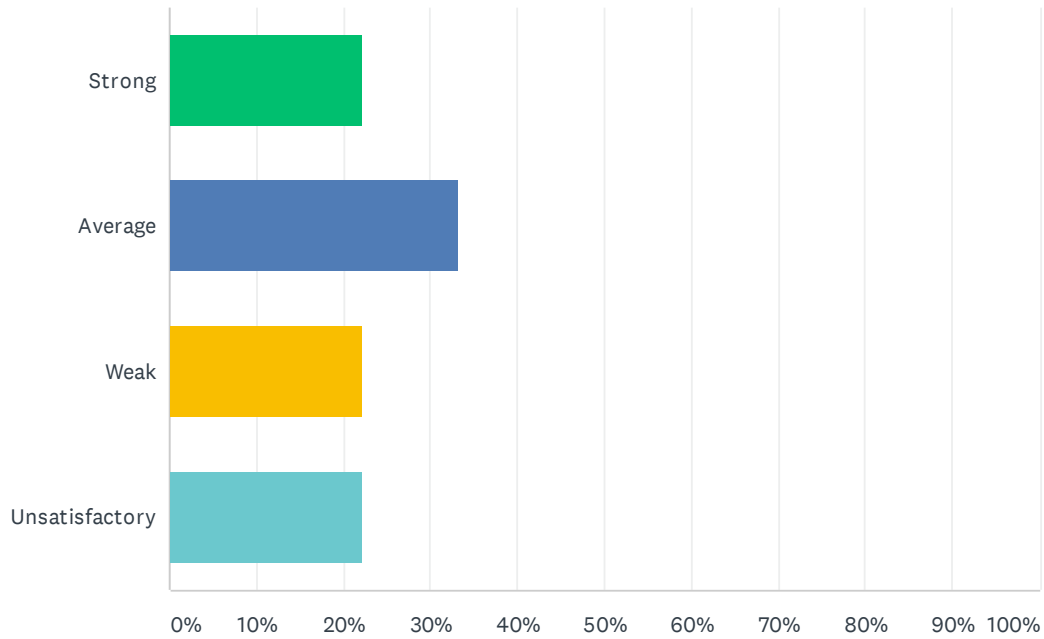
Answered: 9 Skipped: 0



ANSWER CHOICES	RESPONSES	
Strong	22.22%	2
Average	44.44%	4
Weak	11.11%	1
Unsatisfactory	22.22%	2
TOTAL		9

Q32 Discipline is improving at my site and not interfering with learning.

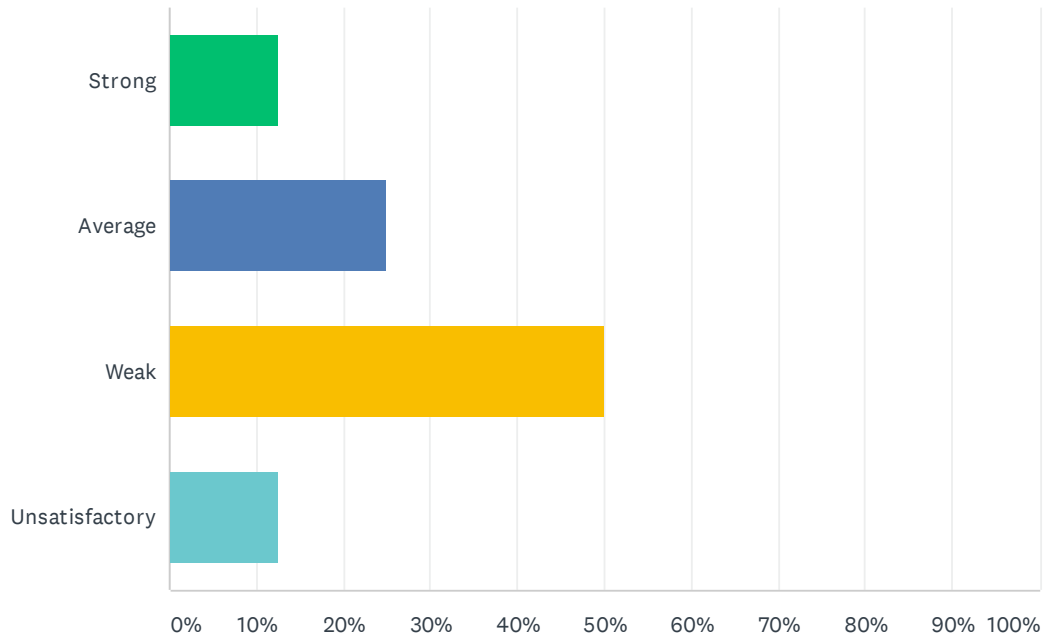
Answered: 9 Skipped: 0



ANSWER CHOICES	RESPONSES	
Strong	22.22%	2
Average	33.33%	3
Weak	22.22%	2
Unsatisfactory	22.22%	2
TOTAL		9

Q33 Positive referrals are an effective tool in improving discipline.

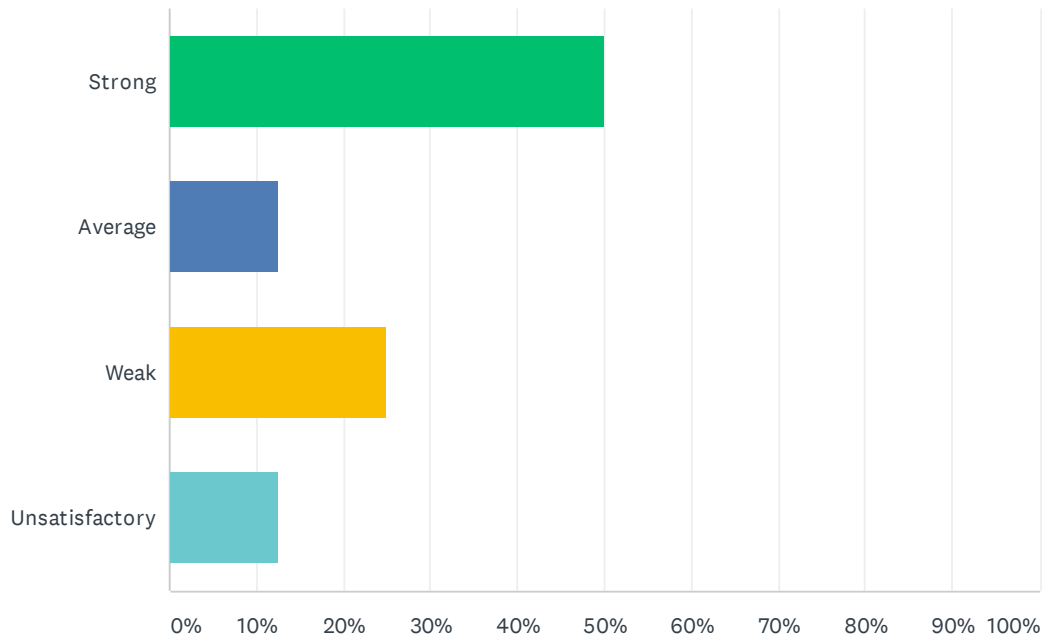
Answered: 8 Skipped: 1



ANSWER CHOICES	RESPONSES	
Strong	12.50%	1
Average	25.00%	2
Weak	50.00%	4
Unsatisfactory	12.50%	1
TOTAL		8

Q34 When ODR's (office disciplinary referral) are written the teacher's word is valued and trusted.

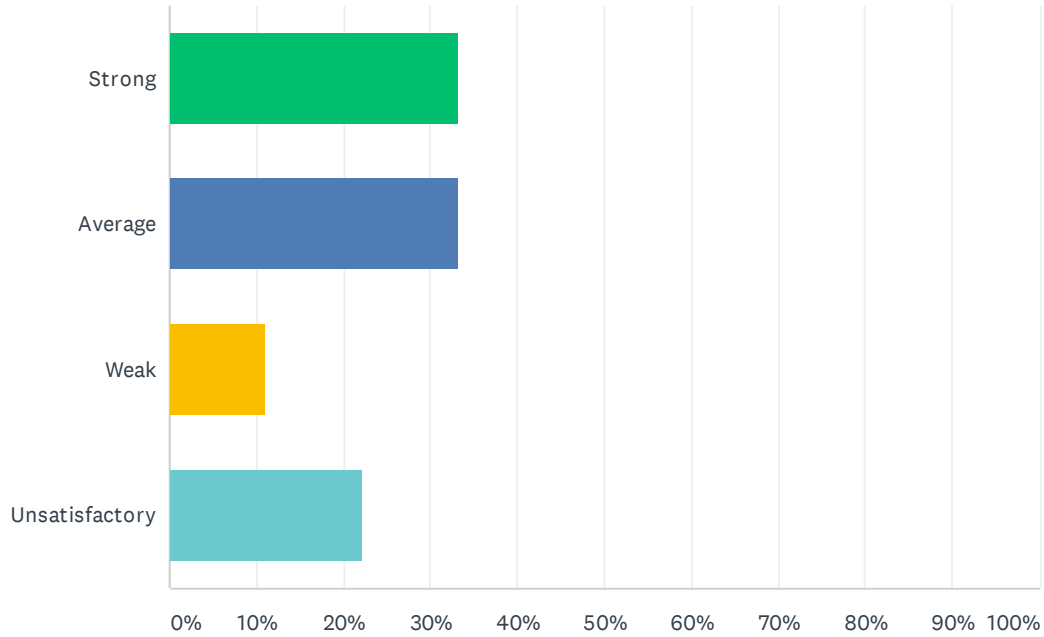
Answered: 8 Skipped: 1



ANSWER CHOICES	RESPONSES	
Strong	50.00%	4
Average	12.50%	1
Weak	25.00%	2
Unsatisfactory	12.50%	1
TOTAL		8

Q35 My site has a positive atmosphere.

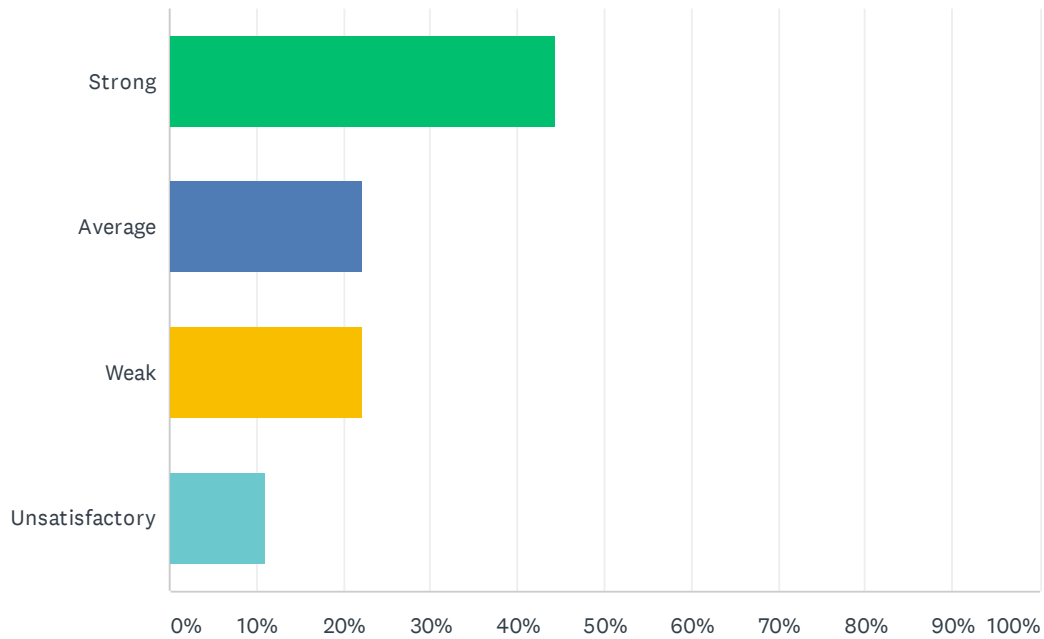
Answered: 9 Skipped: 0



ANSWER CHOICES	RESPONSES	
Strong	33.33%	3
Average	33.33%	3
Weak	11.11%	1
Unsatisfactory	22.22%	2
TOTAL		9

Q36 I would recommend my site to other employees and prospective teachers.

Answered: 9 Skipped: 0



ANSWER CHOICES	RESPONSES	
Strong	44.44%	4
Average	22.22%	2
Weak	22.22%	2
Unsatisfactory	11.11%	1
TOTAL		9