







# OUTDOOR UNITS LINE-UP

Type	Features	Appearance	4	5	6	8	10	12	14	16	18	20	
MULTI V S	<ul style="list-style-type: none"> <li>• Dual sensing control</li> <li>• Large capacity ODU (Up to 22HP)</li> <li>• Continuous Heating</li> <li>• Ocean black fin heat exchanger</li> <li>• Ability to function as HP</li> <li>• Flexible installation with heat recovery unit and large capacity</li> <li>• For large space, high rise building and individual control building</li> </ul>					●	●	●					
							△	△	△				
										●	●	●	●
										△	△	△	△
MULTI V S	<ul style="list-style-type: none"> <li>• Saves floor space</li> <li>• Flexible design applications                             <ul style="list-style-type: none"> <li>- Slim, light and wide line up (4 - 10HP)</li> <li>- Combination of indoor unit (Up to 16 Units)</li> </ul> </li> <li>• For Small / Medium building</li> </ul>		●	●	●								
						●	●	●					

● 380V, 3Ø  
 △ Tropical Standard

Unit : HP

22	24	26	28	30	32	34	36	38	40	42	44	46	48	50	52	54	56	58	60	62	64	66	68	70	72	74	76	78	80	...	96		
●																																	
△																																	
	●	●	●	●	●	●	●	●	●	●	●																						
	△	△	△	△	△	△	△	△	△	△	△																						
												●	●	●	●	●	●	●	●	●	●	●	●										
												△	△	△	△	△	△	△	△	△	△	△	△										

OUTDOOR UNITS

INDOOR UNITS

HOT WATER SOLUTION

VENTILATION SOLUTIONS

CONTROL SOLUTIONS

ACCESSORIES