



HEALTHCARE SERVICES

MARKET UPDATE | Q3 2018



Investment Banking Solutions for the Middle Market

© 2018 League Park Advisors

1100 Superior Avenue East Suite 1700 Cleveland, OH 44114 | 216.455.9985 PHONE | 216.455.9986 FAX | www.leaguepark.com

HEALTHCARE SERVICES QUARTERLY MARKET UPDATE

INTRODUCTION

League Park Advisors is pleased to share its healthcare services market update for Q3 2018. This report provides analysis and commentary related to the following topics:

- Current market news and observations
- Trends in healthcare services market valuations
- Overview of merger and acquisition dynamics within the healthcare services market

We hope that you find our Q3 2018 edition helpful and invite you to contact us directly if you wish to discuss our perspective on current market trends or our relevant industry experience.

OUR FIRM



League Park is a boutique investment bank that professionally and ethically advises clients on strategies aimed to maximize shareholder value. We assist middle market companies with transactions that generate value through mergers and acquisitions, recapitalizations, capital raising, structured finance, and outsourced corporate development.

League Park has developed substantial, directly-relevant experience executing transactions and conducting proprietary research across five primary sectors, as well as a broad spectrum of verticals.

BUSINESS SERVICES

- Business Process Outsourcing
- Data & Document Management
- Facility Management
- Industrial Services
- Specialty Distribution
- Transportation & Logistics

CONSUMER & RETAIL

- Consumer Products
- Consumer Services
- Direct Marketing
- Food Products & Services
- Pet Products
- Retail

HEALTHCARE

- Benefits Management
- ★ **Healthcare Services**
- Healthcare Distribution
- Healthcare IT
- Healthcare Products
- Healthcare Staffing
- Medical Devices & Equipment

INDUSTRIAL

- Automotive
- Building Products
- Capital Goods
- Construction
- Packaging
- Metals
- Niche Manufacturing
- Polymers
- Specialty Chemicals

TECHNOLOGY

- Big Data Analytics
- Business Intelligence
- Mobile Applications
- Outsourced Technology Solutions
- Tech-Enabled Consulting

REPRESENTATIVE LEAGUE PARK HEALTHCARE EXPERIENCE

Financial Advisory



has been recapitalized by management and certain outside investors

Financial Advisory



has been acquired by
TANDEM | LIFE
LIFE SUPPORT SIMPLIFIED

Sell-Side M&A Advisory



has been acquired by
eviCore healthcare
innovative solutions

Sell-Side M&A Advisory



has been acquired by
Wolters Kluwer

Strategic Advisory



Strategic Advisory



IN THE NEWS

CONTINUED GROWTH IN HEALTHCARE EMPLOYMENT



US BUREAU OF LABOR STATISTICS

SEPTEMBER 7, 2018

According to the U.S. Bureau of Labor Statistics' ("BLS") August employment report, the healthcare industry, which is the largest employer of American workers, continued its upward trend in job growth and exceeded its trailing twelve month average of adding 25,000 jobs each month. In August, 33,000 jobs were added in a variety of service sectors. Ambulatory healthcare services accounted for the majority share of growth by creating 21,000 jobs, followed by home care services, which added 8,000 new jobs. The current trend in job growth is consistent with the BLS 2016-2026 projection that an aging baby-boom population, longer life expectancies, and growing rates of chronic conditions will drive demand for healthcare services.

DOJ CLOSING IN ON ANTITRUST APPROVAL OF TWO MAJOR HEALTHCARE MERGERS



BUSINESS INSIDER

SEPTEMBER 5, 2018

The Department of Justice ("DOJ") is nearing antitrust approval of both the CVS-Aetna and Cigna-Express Scripts mergers, which are valued at nearly \$70 billion and \$54 billion, respectively. The two deals are similar in that both are mergers between a health insurer and a pharmacy benefits manager. Within the CVS-Aetna deal, the DOJ is requiring the companies to divest assets associated with Medicare Part D drug coverage in order to settle competition concerns. Both companies have stated that their divestiture in the Medicare drug space will not have a meaningful impact on the deal as it is not a significant source of profit. Given that the DOJ previously blocked Aetna's \$34 billion acquisition of Humana, the company is proactively working alongside the DOJ to alleviate all potential concerns.

In the merger between Cigna, a health insurer, and Express Scripts, a pharmacy benefits manager, the companies believe they can provide improved, cost-efficient healthcare if the deal comes to fruition. The DOJ has not raised concerns about competitive overlap and neither company will be required to sell off assets. Both mergers are evidence that healthcare industry leaders remain focused on consolidation and expansion to cover all lines of business.

(Update: As of September 17, 2018, the DOJ has approved the \$67 billion Cigna-Express Scripts merger. Aetna has agreed to sell its Medicare Part D drug plan business to WellCare Health Plans)

HEALTHCARE M&A LEADS TO MARKET CONSOLIDATION



RECYCLE INTELLIGENCE

AUGUST 8, 2018

A surge in healthcare M&A activity has led to immense market consolidation, particularly in U.S. metropolitan areas. Based on the Antitrust Division of the DOJ and Federal Trade Commission's Herfindahl-Hirschman Index, the University of California Berkeley School of Public Health estimated that 47% of metropolitan statistical areas ("MSAs") were highly concentrated, while 43% of MSAs were super concentrated. Additionally, healthcare provider consolidation was significantly higher than that of payors in 58% of MSAs. According to UC Berkeley's researchers, in the U.S., provider consolidation is cause for concern as it is associated with higher healthcare prices and insurance premiums but is not associated with higher quality of care. Due to this monopolistic effect, researchers are calling for stricter antitrust regulation at the state and federal level.

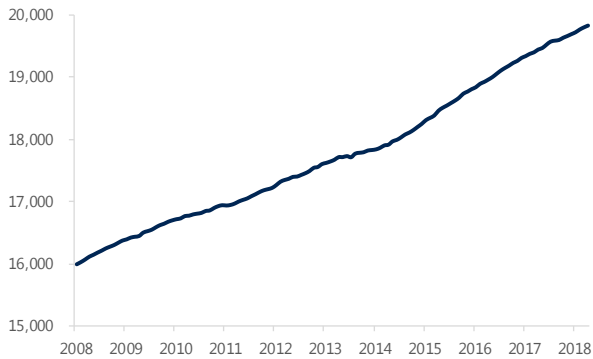
HEALTHCARE SERVICES QUARTERLY MARKET UPDATE

ECONOMIC ANALYSIS

HEALTHCARE AND SOCIAL ASSISTANCE SECTOR EMPLOYMENT

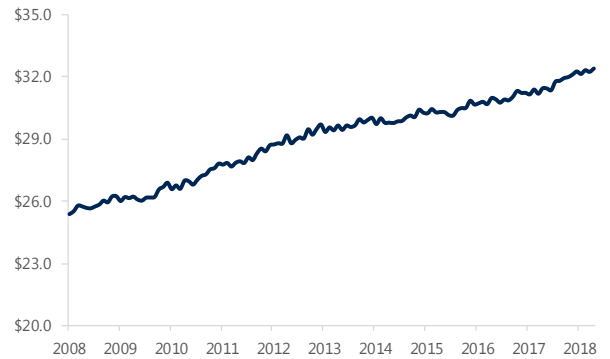
For the Ten-Year Period Ended September 30, 2018

Employment in thousands



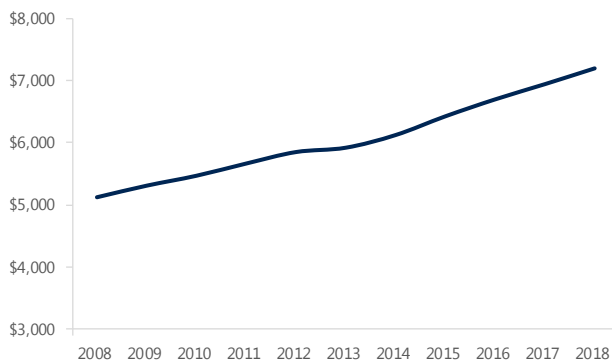
AVERAGE HOURLY EARNINGS IN AMBULATORY HEALTHCARE SERVICES

For the Ten-Year Period Ended September 30, 2018



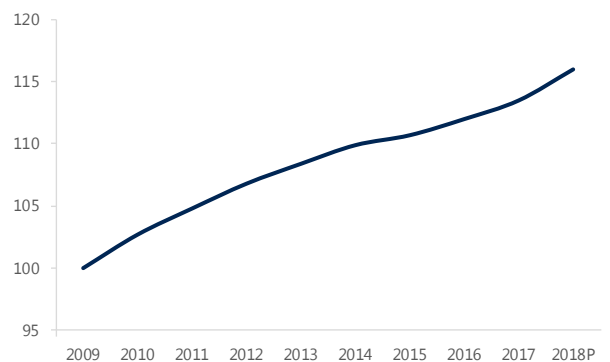
U.S. HEALTHCARE PER CAPITA CONSUMPTION

For the Ten-Year Period Ended September 30, 2018



CMS PERSONAL HEALTHCARE PRICE INDEX

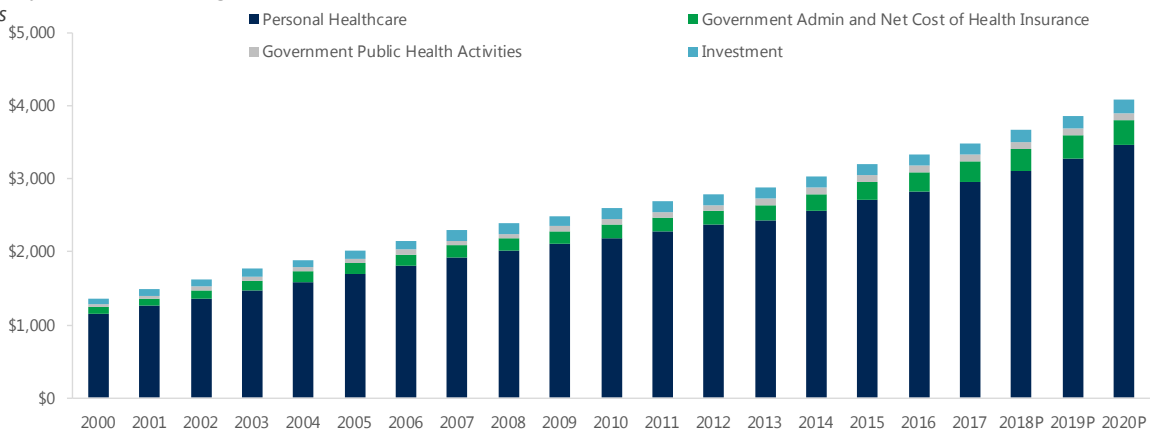
For the Nine-Year Period Ended and Ending December 31, 2018P



U.S. NATIONAL HEALTH EXPENDITURES BY TYPE

For the Twenty-Year Period Ending December 31, 2020P

\$ in billions



Sources: Bureau of Labor Statistics (BLS), Federal Reserve Bank of St. Louis, Centers for Medicare & Medicaid Services



HEALTHCARE SERVICES QUARTERLY MARKET UPDATE

PUBLIC COMPARABLE ANALYSIS

As of September 30, 2018

\$ in millions, except for share prices

HEALTHCARE SERVICES

Company Name	Current Price	% of LTM High	Market Cap	Net Debt	Enterprise Value	LTM		Revenue Growth		LTM Margins		Enterprise Value / LTM			
						Revenue	EBITDA	1 Year	3 Years	Gross	EBITDA	Revenue	EBITDA		
Acute-Care Hospitals:															
HCA Healthcare, Inc.	\$137.93	99.0%	\$48,142	\$32,279	\$82,285	\$45,210	\$8,443	7.0%	5.6%	37.2%	18.7%	1.8x	9.7x		
Tenet Healthcare Corporation	27.39	68.9%	2,914	14,464	19,537	18,769	2,512	(2.9%)	2.3%	36.2%	13.4%	1.0x	7.8x		
Universal Health Services, Inc.	125.50	94.6%	11,933	3,906	15,918	10,554	1,701	4.4%	6.6%	40.8%	16.1%	1.5x	9.4x		
Community Health Systems, Inc.	2.96	37.5%	390	13,507	14,487	13,975	806	(20.0%)	(10.5%)	34.9%	5.8%	1.0x	18.0x		
LifePoint Health, Inc.	64.25	98.3%	2,491	2,785	5,411	6,239	661	(2.8%)	7.9%	32.2%	10.6%	0.9x	8.2x		
Quorum Health Corporation	4.92	49.2%	181	1,197	1,395	1,974	83	(6.8%)	(3.7%)	36.3%	4.2%	0.7x	16.8x		
Segment Median		81.8%	\$2,702	8,706	\$15,203	\$12,264	\$1,254	(6.8%)	(3.7%)	36.3%	12.0%	1.0x	16.8x		
Assisted Living, Long-Term Care, and Home Care:															
Brookdale Senior Living Inc.	\$9.35	84.3%	\$1,845	\$4,670	\$6,514	\$3,705	\$589	(9.2%)	(3.7%)	31.5%	15.9%	1.8x	11.1x		
Chemed Corporation	319.40	95.1%	5,142	91	5,233	1,727	258	6.8%	4.9%	31.1%	14.9%	3.0x	20.3x		
Amedisys, Inc.	117.89	93.3%	3,978	99	4,078	1,580	151	8.5%	9.5%	40.2%	9.5%	2.6x	27.0x		
LHC Group, Inc.	95.79	92.8%	3,227	240	3,584	1,354	103	40.8%	21.4%	35.1%	7.6%	2.6x	34.7x		
The Ensign Group, Inc.	36.62	91.3%	1,973	238	2,222	1,948	161	11.2%	19.0%	12.9%	8.3%	1.1x	13.8x		
Capital Senior Living Corporation	9.09	54.4%	294	989	1,283	462	79	0.8%	5.1%	39.7%	17.1%	2.8x	16.2x		
National HealthCare Corporation	73.72	93.5%	1,148	(85)	1,063	975	102	3.0%	3.0%	40.8%	10.5%	1.1x	10.4x		
Addus HomeCare Corporation	64.84	89.4%	886	33	919	457	36	13.1%	11.2%	26.1%	7.9%	2.0x	25.5x		
Segment Median		92.1%	\$1,909	168	\$2,903	\$1,467	\$127	13.1%	11.2%	33.3%	10.0%	2.3x	18.3x		
Healthcare Information Technology															
Cerner Corporation	\$64.25	87.0%	\$21,191	(\$445)	\$20,747	\$5,149	\$1,292	4.1%	10.5%	84.5%	25.1%	4.0x	16.1x		
athenahealth, Inc.	126.45	77.1%	5,411	42	5,453	1,287	243	11.7%	15.5%	54.2%	18.8%	4.2x	22.5x		
Allscripts Healthcare Solutions, Inc.	13.53	83.9%	2,488	1,511	4,484	2,006	105	21.1%	13.5%	48.7%	5.2%	2.2x	42.7x		
HMS Holdings Corp.	31.53	93.1%	2,738	152	2,890	562	116	13.5%	7.5%	37.5%	20.6%	5.1x	24.9x		
Premier, Inc.	45.66	99.3%	2,439	(45)	2,394	1,661	696	14.2%	18.2%	51.9%	41.9%	1.4x	3.4x		
NextGen Healthcare, Inc.	18.87	79.5%	1,289	19	1,308	533	43	2.9%	2.6%	54.6%	8.1%	2.5x	30.4x		
eHealth, Inc.	27.75	84.2%	542	(31)	511	172	(30)	13.2%	(2.8%)	98.6%	(17.3%)	3.0x	NM		
Computer Programs and Systems, Inc.	26.48	76.4%	365	137	503	284	35	8.8%	13.8%	55.1%	12.3%	1.8x	14.4x		
Castlight Health, Inc.	2.59	43.5%	372	(69)	303	145	(52)	25.6%	33.5%	60.5%	(36.1%)	2.1x	NM		
Segment Median		83.9%	\$2,439	19	\$2,394	\$562	\$105	13.2%	13.5%	54.6%	12.3%	2.5x	22.5x		
Healthcare Payors:															
UnitedHealth Group Incorporated	\$270.63	99.8%	\$256,056	\$16,687	\$277,072	\$213,657	\$18,108	10.9%	15.6%	23.8%	8.5%	1.3x	15.3x		
Anthem, Inc.	276.12	100.0%	71,240	15,228	86,468	90,581	6,083	2.9%	5.7%	21.0%	6.7%	1.0x	14.2x		
Aetna Inc.	203.15	98.3%	66,352	712	67,332	60,743	6,096	(2.3%)	0.6%	27.5%	10.0%	1.1x	11.0x		
Cigna Corporation	210.59	92.7%	50,681	1,670	52,390	43,574	4,967	7.0%	5.9%	33.7%	11.4%	1.2x	10.5x		
Humana Inc.	336.39	98.6%	46,636	(2,807)	43,829	55,009	3,435	2.1%	1.8%	19.1%	6.2%	0.8x	12.8x		
Centene Corporation	145.00	97.8%	29,717	(292)	29,523	48,652	2,259	11.5%	37.9%	18.7%	4.6%	0.6x	13.1x		
WellCare Health Plans, Inc.	315.07	97.4%	16,016	(3,915)	12,102	18,033	790	17.4%	9.4%	14.7%	4.4%	0.7x	15.3x		
Molina Healthcare, Inc.	146.50	95.1%	9,184	(1,691)	7,493	18,921	886	3.9%	17.6%	15.2%	4.7%	0.4x	8.5x		
Segment Median		98.1%	\$48,658	210	\$48,109	\$51,831	\$4,201	5.4%	7.7%	20.1%	6.5%	0.9x	12.9x		
Physician Services:															
Fresenius Medical Care AG & Co. KGaA	\$52.63	90.8%	\$27,117	\$5,607	\$33,806	\$16,954	\$2,861	(3.9%)	5.2%	32.0%	16.9%	2.0x	11.8x		
DaVita Inc.	72.75	90.1%	11,955	9,550	22,758	11,299	2,344	29.4%	(5.3%)	29.2%	20.7%	2.0x	9.7x		
Envision Healthcare Corporation	45.93	99.9%	5,484	4,033	10,358	8,144	1,045	39.4%	52.5%	24.6%	12.8%	1.3x	9.9x		
MEDNAX, Inc.	46.33	73.5%	4,117	1,844	5,961	3,598	589	7.8%	11.5%	29.4%	16.4%	1.7x	10.1x		
Surgery Partners, Inc.	15.73	78.8%	807	2,217	4,344	1,597	259	40.7%	31.9%	21.6%	16.2%	2.7x	16.8x		
American Renal Associates Holdings, Inc.	21.66	90.0%	703	487	1,504	794	179	5.1%	9.6%	34.7%	22.5%	1.9x	8.4x		
RadNet, Inc.	14.44	90.5%	727	579	1,343	939	114	3.3%	7.5%	16.5%	12.1%	1.4x	11.8x		
Nobilis Health Corp.	1.00	58.8%	78	123	257	283	37	(12.0%)	25.4%	61.3%	13.1%	0.9x	7.0x		
Segment Median		90.1%	\$2,462	2,031	\$5,153	\$2,597	\$424	6.5%	10.6%	29.3%	16.3%	1.8x	10.0x		
Supplies and Distribution:															
McKesson Corporation	\$132.53	74.1%	\$26,500	\$7,678	\$35,840	\$209,913	\$3,930	5.0%	4.7%	5.4%	1.9%	0.2x	9.1x		
Cardinal Health, Inc.	53.98	71.3%	16,193	7,328	23,533	136,809	3,017	5.3%	10.1%	5.2%	2.2%	0.2x	7.8x		
AmerisourceBergen Corporation	91.40	86.0%	19,952	2,376	22,507	163,763	2,385	8.0%	7.4%	2.9%	1.5%	0.1x	9.4x		
Henry Schein, Inc.	86.26	98.7%	13,019	2,066	15,387	13,026	1,102	8.8%	7.7%	27.1%	8.5%	1.2x	14.0x		
Patterson Companies, Inc.	23.86	59.1%	2,283	764	3,051	5,498	251	(1.2%)	10.1%	21.5%	4.6%	0.6x	12.1x		
Owens & Minor, Inc.	16.17	54.3%	1,029	1,551	2,581	9,555	229	1.9%	(0.5%)	13.4%	2.4%	0.3x	11.3x		
Segment Median		72.7%	\$14,606	2,221	\$18,947	\$74,918	\$1,743	5.1%	7.6%	9.4%	2.3%	0.2x	10.4x		
Comp Group Median		90.1%	\$3,227	\$764	\$5,453	\$5,149	\$589	6.8%	3.9%	7.7%	0	32.0%	10.0%	1.4x	12.1x

Source: Capital IQ

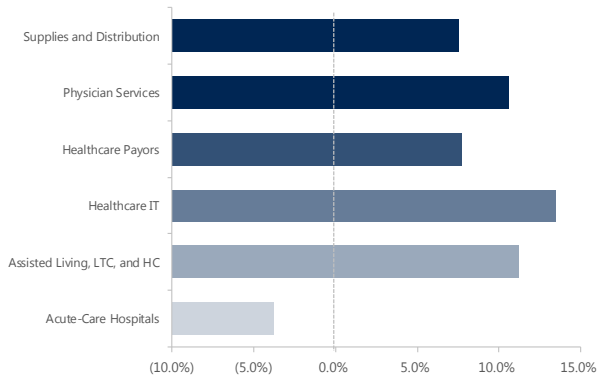


HEALTHCARE SERVICES QUARTERLY MARKET UPDATE

GROWTH, PROFITABILITY & VALUATION ANALYSIS

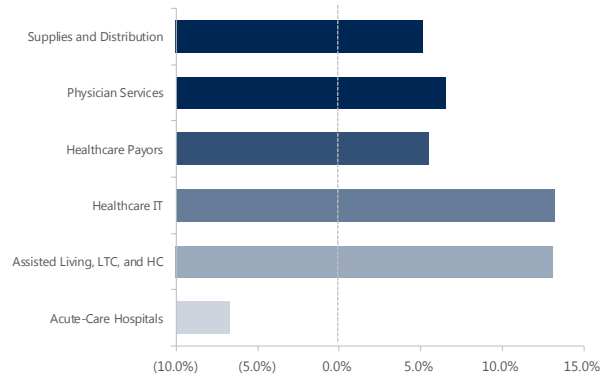
MEDIAN THREE-YEAR REVENUE GROWTH (LTM YoY)

As of September 30, 2018



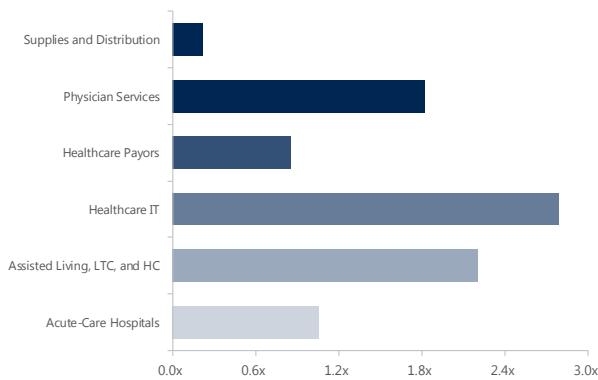
MEDIAN ONE-YEAR REVENUE GROWTH (LTM YoY)

As of September 30, 2018



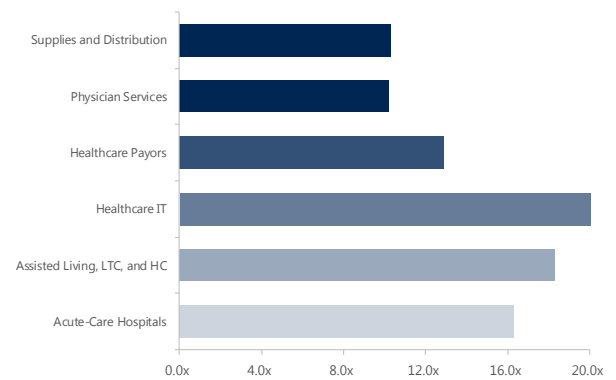
MEDIAN TOTAL ENTERPRISE VALUE / LTM REVENUE

As of September 30, 2018



MEDIAN TOTAL ENTERPRISE VALUE / LTM EBITDA

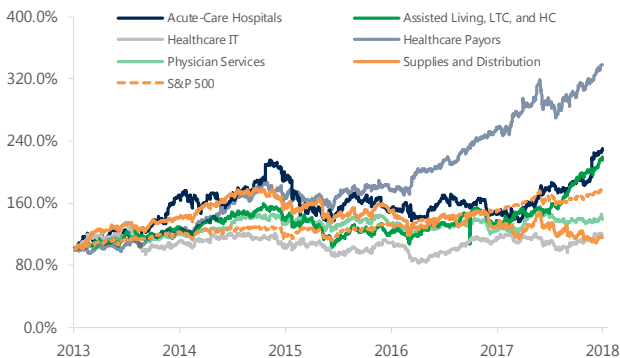
As of September 30, 2018



FIVE-YEAR HISTORICAL STOCK PERFORMANCE

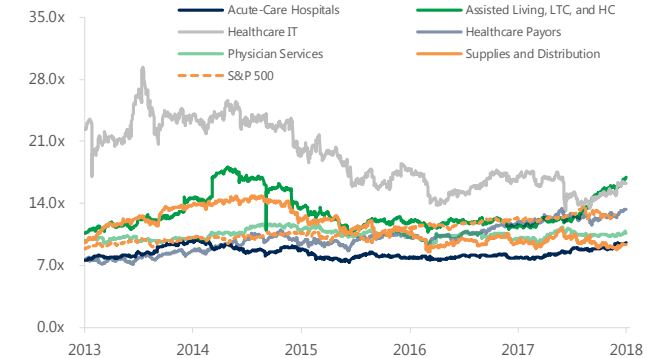
As of September 30, 2018

% change in closing prices



FIVE-YEAR SEGMENT VALUATION TREND (TEV / EBITDA)

As of September 30, 2018



HEALTHCARE SERVICES QUARTERLY MARKET UPDATE

M&A TRANSACTIONS

Q3 HEALTHCARE SERVICES M&A TRANSACTIONS

Announced Date	Target	Market Segment	Description	Acquirer
Sep-18	Valley Healthcare Group, Northwest Medical	Assisted Living, Long-Term Care, & Home Care	Provides respiratory home care services	Great Elm Capital Group (NasdaqGS: GEC), Corbel Capital Partners
Sep-18	PhenoPath	Physician Services	Offers anatomic pathology and molecular oncology services	Quest Diagnostics Incorporated (NYSE: DGX)
Sep-18	Ichorion Therapeutics	Supplies and Distribution	Develops treatments for pediatric disorders	Cerecor (NasdaqCM: CERC)
Sep-18	NextWave Pharmaceuticals	Supplies and Distribution	Distributes a liquid drug for attention deficit hyperactivity disorder	Tris Pharma
Sep-18	ReproSource	Other	Operates an infertility diagnostic laboratory	Quest Diagnostics (NYSE: DGX)
Sep-18	Celenex	Other	Develops gene therapy programs for lysosomal storage disorders	Amicus Therapeutics (NasdaqGM: FOLD)
Sep-18	Blue Willow Systems	Assisted Living, Long-Term Care, & Home Care	Provides detection and alert systems for monitoring the health of residents at senior facilities	Koninklijke Philips (ENXTAM: PHIA)
Sep-18	Nemaris	Healthcare Information Technology	Provides software solutions for more efficient patient care	Globus Medical (NYSE: GMED)
Sep-18	Clinical Research Laboratories	Other	Offers clinical safety and efficacy testing services	Eurofins Scientific (ENXTPA: ERF)
Sep-18	Lake Erie Sedation Associates	Physician Services	Provides gastroenterology anesthesia services to ambulatory surgical centers	CRH Medical (TSX: CRH)
Sep-18	Home Health Of Wilson	Assisted Living, Long-Term Care, & Home Care	Operates as a home care facility	LifePoint Health (NasdaqGS: LPNT); LHC Group (NasdaqGS: LHCG)
Aug-18	Xhale Assurance	Supplies and Distribution	Manufactures nasal alar sensors for measuring oxygen saturation levels	Koninklijke Philips (ENXTAM: PHIA)
Aug-18	Licont (OTCPK: LNTP)	Healthcare Payor	Offers a personal injury-preferred provider network	Maverick Technology Solutions (OTCPK: MVRK)
Aug-18	Quality Rx Returns	Healthcare Information Technology	Provides pharmaceutical logistic solutions to healthcare providers	Attis Industries (NasdaqCM: ATIS)
Aug-18	Palm Springs Partners dba Maxim Surgical	Supplies & Distribution	Manufactures MAXFUSE-C, a cervical interbody fusion system	Fuse Medical (OTCPK: FZMD)
Aug-18	Tierra Science Global	Supplies & Distribution	Manufactures and markets health supplements	Freedom Leaf (OTCPK: FRLF)
Aug-18	Capital Region Home Health Facility	Assisted Living, Long-Term Care & Home Care	Operates a hospital-based home health agency	Capital Region Medical Center; LHC Group (NasdaqGS: LHCG)
Aug-18	Biotest US	Other	Operates plasma collection centers	Grifols Shared Services North America
Aug-18	Faxitron Bioptics	Supplies & Distribution	Manufactures X-ray systems for specimen radiography, research, and non-destructive testing (NDT)	Hologic (NasdaqGS: HOLX)
Aug-18	Four-Property Senior Living Portfolio in Nebraska and Oregon	Assisted Living, Long-Term Care & Home Care	Provides healthcare services at senior living facilities	Chevalier International Holdings (SEHK: 25)
Aug-18	Lake Washington Anesthesia	Physician Services	Provides gastroenterology anesthesia services for surgical centers	CRH Medical (TSX: CRH)
Aug-18	Zavante Therapeutics	Supplies & Distribution	Develops and manufactures pharmaceutical products	Nabriva Therapeutics (NasdaqGS: NBRV)
Aug-18	Agilis Biotherapeutics	Other	Provides DNA therapeutics for people with rare diseases of the central nervous system	PTC Therapeutics (NasdaqGS: PTCT)
Aug-18	Tricast	Healthcare Information Technology	Provides tools for health insurance companies to analyze their customer base	Brown & Brown (NYSE: BRO)
Aug-18	Giant Creative/Strategy	Healthcare Information Technology	Offers creative development services for pharmaceutical, biotech, and medical device companies	Huntsworth (LSE: HNT)

Source: Capital IQ



HEALTHCARE SERVICES QUARTERLY MARKET UPDATE

M&A TRANSACTIONS, CONTINUED

Q3 HEALTHCARE SERVICES M&A TRANSACTIONS

Announced Date	Target	Market Segment	Description	Acquirer
Aug-18	Hydra Biosciences	Supplies and Distribution	Provides drugs to treat pain, inflammation, anxiety, and other diseases	Daré Bioscience (NasdaqCM: DARE)
Aug-18	AMPAC Fine Chemicals	Supplies and Distribution	Provides active pharmaceutical ingredients (APIs) to the pharmaceutical industry	SK Holdings (KOSE: A034730)
Aug-18	Prisma Renewable Composites	Supplies and Distribution	Separates biopolymers, including lignin, cellulose, and hemicellulose, from renewable energy crops	Domtar (NYSE: UFS)
Aug-18	Creative Connections	Assisted Living, Long-Term Care, and Home Care	Provides developmental services for disabled adults in a family home agency	Civitas Solutions (NYSE: CIVI)
Aug-18	Bovie Medical (AMEX: BVX)	Supplies and Distribution	Provides medical devices used in hospitals and surgery centers	Specialty Surgical Instrumentation
Aug-18	TVA Medical	Assisted Living, Long-Term Care, and Home Care	Provides minimally invasive therapies for end-stage renal disease	Becton, Dickinson and Company (NYSE: BDX)
Aug-18	PAMC	Acute-Care Hospitals	Offers general medical, surgical, and urgent care services	Apollo Medical Holdings (NasdaqCM: AMEH), AHMC Healthcare, Allied Physicians of California
Aug-18	SavilleX	Supplies and Distribution	Provides fluoropolymer products for pharmaceutical and chemical packaging applications	Thompson Street Capital Partners
Aug-18	Medwood Holdings	Healthcare Information Technology	Provides administrative support services for primary care and family medicine practices	Bridges Ventures U.S.
Jul-18	Sage Hospice	Assisted Living, Long-Term Care, and Home Care	Provides hospice and palliative care services for terminal patients	H.I.G. Growth Partners
Jul-18	Senior Dental Care	Other	Provides dental care for elderly individuals	Serent Capital
Jul-18	Post Acute Medical Rehabilitation Hospital of Tulsa	Acute-Care Hospitals	Operates as an acute inpatient rehabilitation center	The Sanders Trust
Jul-18	Jean Brown Associates	Other	Conducts research on swine flu, wisdom teeth removal, pediatric meningitis, and women's issues	Webster Capital
Jul-18	Inter-Med dba Vista Dental Products	Supplies and Distribution	Develops and distributes dental devices and equipment	Inverness Graham Investments
Jul-18	MD Now Medical Centers	Acute-Care Hospitals	Operates a network of urgent care and occupational walk-in medical centers	Brentwood Associates
Jul-18	Dominion Youth Services	Physician Services	Provides behavioral and mental health services for children and young adults	Century Park Capital Partners
Jul-18	Medbio	Supplies and Distribution	Provides contract manufacturing services for the medical and biotech industries	Graham Partners
Jul-18	Warm Springs Rehabilitation Hospital of Kylie	Acute-Care Hospitals	Provides health services such as rehabilitation, physical therapy, and speech therapy	The Sanders Trust
Jul-18	Ascenda BioSciences	Other	Provides polymerase chain reaction (PCR) diagnostic testing services	The Strategic Group PR
Jul-18	Precedent Health	Healthcare Information Technology	Establishes provider networks through hospital partnerships	SpecialtyCare
Jul-18	Helping Hand Home Health & Hospice	Assisted Living, Long-Term Care, and Home Care	Provides home health, home care, and hospice services for the elderly	Simplura Health Group
Jul-18	BreatheWear	Supplies and Distribution	Manufactures straps and other accessories for use in sleep apnea facemasks	Marpac
Jul-18	Astarte Biologics	Supplies and Distribution	Provides immune cell products and reagents to researchers	Key Biologics

Source: Capital IQ



HEALTHCARE SERVICES QUARTERLY MARKET UPDATE















M&A TRANSACTIONS, CONTINUED

Q3 HEALTHCARE SERVICES M&A TRANSACTIONS

Announced Date	Target	Market Segment	Description	Acquirer
Jul-18	Gibraltar Laboratories	Other	Provides microbiology, virology, and analytical chemistry services for various healthcare providers	Nelson Laboratories
Jul-18	Duneland Dermatology	Physician Services	Offers dermatology and cosmetic services	Pinnacle Dermatology
Jul-18	Michigan Evaluation Group	Healthcare Payor	Provides insurance, legal, and business services to physicians for medical examinations	Medlogix
Jul-18	American Family Dental Group	Other	Provides dental services	Mortenson Dental Partners
Jul-18	Integrity Medicolegal Enterprises	Other	Operates as a medical legal consulting firm	Medlogix
Jul-18	Enhanced Medical Services	Supplies and Distribution	Operates as a reseller of new and pre-owned ophthalmic and eye care equipment	Lombart Brothers
Jul-18	Headzone	Physician Services	Specializes in the care of pediatric patients who have sustained head injuries	Connecticut Children's Specialty Group
Jul-18	Argus Radiology Consultants	Physician Services	Provides teleradiology services	Real Radiology
Jul-18	Lineage Biosciences	Other	Provides a technology for the profiling of antibody responses	AbCellera Biologics
Jul-18	BlueStrata HER	Healthcare Information Technology	Provides a cloud-based electronic health records software platform	Mediware Information Systems
Jul-18	Mecklenburg Eye Associates	Physician Services	Operates as an ophthalmology company that provides eye care services	Metrolina Eye Associates
Jul-18	Health Information Designs	Healthcare Information Technology	Operates as a pharmacy services company that provides clinical solutions	The Keystone Peer Review Organization

Source: Capital IQ

LEAGUE PARK HEALTHCARE ENGAGEMENTS

<p>Financial Advisory</p>  <p><i>has been recapitalized by management and certain outside investors</i></p>	<p>Financial Advisory</p>  <p><i>has been acquired by</i></p> 	<p>Sell-Side M&A Advisory</p>  <p><i>has been acquired by</i></p> 	<p>Sell-Side M&A Advisory</p>  <p><i>has been acquired by</i></p> 	<p>Financial Advisory</p>  <p><i>Strategic Advisory</i></p>
<p>Sell-Side M&A Advisory</p>  <p><i>has been acquired by</i></p> 	<p>Financial Advisory</p>  <p><i>Strategic Advisory</i></p>	<p>Buy-Side M&A Advisory</p>  <p><i>has acquired</i></p> <p>FALLS CHURCH LASER</p>	<p>Sell-Side M&A Advisory</p>  <p><i>has been acquired by</i></p> 	



HEALTHCARE SERVICES QUARTERLY MARKET UPDATE

SOURCES & DISCLOSURE

SOURCES REFERENCED

Business Insider	Company Investor Presentations
Bureau of Labor Statistics (BLS)	Federal Reserve Bank of St. Louis
Capital IQ	Recycle Intelligence
Centers for Medicare & Medicaid Services (CMS)	US Census Bureau

DISCLOSURE

The preceding report has been prepared by League Park. This report is an overview and analysis of the industry and consolidation trends and is not intended to provide investment recommendations on any specific industry or company. It is not a research report, as such term is defined by applicable law and regulations. It is not to be construed as an offer to buy or sell or a solicitation of an offer to buy or sell any financial instruments or to participate in any particular trading strategy. In addition, this report is distributed with the understanding that the publisher and distributor are not rendering legal, accounting, financial or other advice and assume no liability in connection with its use. This report does not rate or recommend securities of individual companies, nor does it contain sufficient information upon which to make an investment decision. Any projections, estimates, or other forward looking statements contained in this report involve numerous and significant subjective assumptions and are subject to risks, contingencies, and uncertainties that are outside of our control, which could and likely will cause actual results to differ materially.

These materials are based solely on information contained in publicly available documents and certain other information provided to League Park, and League Park has not independently attempted to investigate or to verify such publicly available information, or other information provided to League Park and included herein or otherwise used. League Park has relied, without independent investigation, upon the accuracy, completeness and reasonableness of such publicly available information and other information provided to League Park. These materials are intended for your benefit and use and may not be reproduced, disseminated, quoted or referred to, in whole or in part, or used for any other purpose, without the prior written consent of League Park. Nothing herein shall constitute a recommendation or opinion to buy or sell any security of any publicly-traded entity mentioned in this document.

Securities offered through SFI Capital Group, LLC, Member FINRA, Member SIPC and the affiliated broker-dealer of League Park Advisors, LLC

CONTACT

For more information, please contact:

SEAN DORSEY
FOUNDER & CEO

 sdorsey@leaguepark.com

 216.455.9990

WAYNE TWARDOKUS
MANAGING DIRECTOR

 wtwardokus@leaguepark.com

 216.455.9989

