



Since 1948

Exploring the wonderful world of beekeeping together

The Bee Buzzer

Monthly publication of the

Northeastern Kansas Beekeepers' Association

VOLUME 67, NUMBER 12

EDITOR: JOLI WINER

DECEMBER 2015

General Meeting

Monday, December 14th, 7:00 pm

(Note this is the 2nd Monday-and different than the previously announced date)

Auction and Cookie Exchange

Douglas County Fairgrounds- Building 21 N

This month we'll have our auction to benefit the youth scholarship program. Members are asked to bring items to auction off and money to buy items. Forms of payment that are accepted are cash, check and debit or credit card. You may bring beekeeping equipment and related items to sell.

6th Annual Cookie Exchange: members are asked to bring 12 or more cookies each. If they are made with honey, please bring a recipe and it may be published in the Buzzer. Then for as many cookies as you bring you may take that many cookies home with you. Plates and plastic bags will be provided for you to take your goodies home—or you may bring your own. Extra cookies will be eaten by the membership in attendance, so please bring some extras to share. Beverages will be served.

Directions: The address is 2110 Harper St. It is easily accessible from K10, turn north on Harper Street and it is just a few blocks. We are in Building 21 North which will be on your left you turn into the fairgrounds.

Please renew your membership as soon as possible!

Auction this month—please bring items to sell and money or checkbook or credit card or debit card. The auction funds our youth

scholarship program—each child that we sponsor costs about \$450.

Officers for 2016

President: Andy Nowachek

1st VP: (youth scholarship) Christy Milroy

2nd VP (Librarian): Alex Pantos

3rd VP (Honey Plants): Jo Patrick

Secretary: Dana Rommelfanger

Treasurer: Robert Burns

Program Chairperson: Becky Tipton

Appointed:

Editor: Joli Winer

Webmaster: Robert Burns

Youth Scholarship Students

Those of you who are able to attend the meeting on December 14th we would like for you to help with the auction—holding up items, taking them to those that purchase them etc. We will gladly accept your help!!


I (Joli) would like each of you to write a short article for the Buzzer. I would like it to be about 100 words or anywhere from 1/3-1/2 page. It can be on aspect of your experience with your new hive. I would prefer to receive them by email so that I don't have to retype them. If you do not have access to a computer you may send it to me. My address and email address are on the back page of the Buzzer. I would like to receive them in time for the January Buzzer. So I need to get them by January 1st. If any of you have any questions about this assignment please call me or talk to me at the December meeting.

Youth Scholarship

Do you know a young person who might be interested in applying for the youth scholarship – direct them to our website nekba.org to download an application and rules. Applications must be in by December 31st. Mail applications to: Christy Milroy, 23841 W 207th St., Spring Hill KS 66083
Christy.d.milroy@sprint.com

Beelines

By President Andy Nowachek



As always thanks to Becky and the rest of the officers, board members and the club itself for their help in making this club what it is -- GREAT.

Thanks to our two scholarship students that did an outstanding job on their presentations of beekeeping. I would say in a few years they will be in the group with five years plus as successful beekeepers. Well done, they would not be there without their mentors who played a very important part of their year in beekeeping. That being said --it is time again for our Auction with the proceeds going into our scholarship fund. The way this works is if you have something you would like to donate toward the scholarship fund we will auction it off at our December meeting. All the proceeds go to the scholarship fund, no percentage to the person donating items, no middle man, just all to help the club buy equipment for our future Beekeeping Scholarship students. Your donations would be greatly appreciated.

The vote has been taken and another year will be in the making shortly, thanks all for their support of this club in choosing your 2016 officers and board members. Not too sure about that president but I'm sure he will try and do his best as it is a fantastic club with great people and knowledge galore. What a privilege.

It's a small world we live in and maybe getting smaller. I was in an office the other day discussing some business and I also brought in some honey bears, imagine that. While I was sitting there the man next to me starting talking about living in Larned, KS and having this beekeeper set his hives at the end of their alfalfa fields. He said each year the beekeeper would stop by with lots of honey in half gallon bottles for them. You got it Jim Kellie our guest speaker last month was the beekeeper. I not only got to hear from Jim Kellie who is a fantastic speaker and very, very knowledgeable but the person whose field he

had his bees on.

I would have to say that most of us will never be over the hundred mark in hives because it is a lot of work and heavy lifting. It's very interesting listening to people who keep this many hives and the size and quantities they have. I started beekeeping in 2002 so I'm fairly new at it and I'm always trying to learn more. I have had the privilege of helping a few beekeepers who had anywhere from 300 to 1000 hives. These three no longer have bees due to age or other reasons. I had the chance to visit and be given a tour and talk bees with a beekeeper in Iowa who lived about 35 miles from where I grew up. We visited in 2008 and out of his 8000 hives he had lost about 50% that's 4000 hives. When we spoke with him he was running most of his hives in Wisconsin and Illinois and not many in Iowa due to spray and lack of good areas of floral. From reading and talks of 1945 when there were around 4.5 million hives in the U S and now around 2 plus million, beekeeping is a changing. It's up to the bee clubs to instruct and teach the young and new beekeepers.

I have been around numbers, percentages for some 40 plus years in my career and to me beekeeping is a continuance, x days for bees to develop, number drop of mites, days of treatment, how long before we super and the list goes on. I don't think I have yet worked or thought of bees without numbers being involved in the situation or equation. Beekeeping is changing and we as a group small or large are the future of it.

I'm not sure if it's procrastination or just dreading the thought of a roofer working on my house. Two days before the rain I had a new roof put on. We as beekeepers do not really have that luxury with our bees. Hopefully all either took the time or had the time to treat and feed the little darlings this fall and they are all good and happy through the winter months which may be upon us shortly. Five days of cold rain and maybe a break to do another check. I receive calls now and then pertaining to someone's bees and I'm glad to help anyone if I can. I received a call last week that they have had pretty heavy losses in the winter. I do not know all the answers but will go look at these hives and hope I can help out, if not I know other beekeepers that may also be of assistance. Beekeeping is helping one another be successful.

As I will not see everyone at our December meeting due to other obligations I wish you all a Happy Chanukah, a Merry Christmas and a Happy New Year. Have a safe and fantastic day. Hope to see you at the next meeting.

The Honey Pot



By Becky Tipton

Party, get-together, gift, something... Every time I turn around this time of year, I need a something for someone. I want a hostess gift or I need a snacky thing to take to an event. Whichever it is, honey is the right way to start. A simple jar with a bow is great but using your honey in something you've made will have them all "feeling the love." Honey is more popular than ever before. We've had several folks contact us this holiday season wanting to give gifts of honey—it's a gift that will always be appreciated. The recipes this month are for some of my favorite dips. Whether a gift or a dish to share with friends, I think you'll like these.

Honey Cinnamon Fruit Dip

So quick to stir up and great with fruit, graham crackers, or vanilla wafers

1 cup honey

½ cup peanut butter

½ tsp. cinnamon

4 oz. cream cheese (½ cup) softened

Mix together and chill until ready to serve.

Sweet and Zesty Veggie Dip

¼ cup plain Greek yogurt or sour cream

1 ½ TBSP whole grain mustard

2 TBSP Honey

½ tsp. garlic powder

¼ tsp. ground cayenne pepper

½ TBSP Olive oil

½ tsp. lemon juice

Black pepper to taste

Mix together and chill until ready to serve. Great

with veggies, chips, or crackers.

Honey Sriracha Chicken Dip

One pound boneless, skinless, chicken breasts—thinly sliced

2-4 TBSP Sriracha sauce

2 TBSP Honey

1 tsp. hot sauce

8 oz. cream cheese

1 cup white cheddar cheese

Place the chicken in the slowcooker.

Whisk together Sriracha sauce, honey, hot sauce and pour over the chicken. Cook on high 2-3 hours or on low for 4-6 hours. Stir to shred the chicken. Add the cream cheese and cheddar cheese, and stir. Cook another 30 minutes to melt the cheeses. Stir again.

Serve with tortilla chips, toasted baguettes, or veggies

Raspberry Honey Mustard Pretzel Dip. (Also a great salad dressing)

½ cup spicy brown mustard

1/3 cup honey

1/3 cup raspberry jam

1 TBSP mustard seeds

½ tsp. onion powder.

Mix well. Place in a decorative jar for gift giving.

Serve with pretzels or crackers.

Books for Beekeepers



Return your beekeeping books to the library and check out some of the old books by the masters!! There is a lot of knowledge in the old books and magazines. And in the new books!










Please renew your membership as soon as possible!

2016 Meeting Dates

Meetings are held at the Douglas County Fairgrounds at 2110 Harper St. It is easily accessible from K10, turn north on Harper Street and it is just a few blocks. We are in Building 21 North which will be on your left you turn into the fairgrounds.

- Monday, January 11th (Note this is the Second Monday) Chad Gilliland is our guest speaker. He's an orchardist with over 15 years experience and will talk about the best varieties of fruit trees for KS as well as other tips for successful fruit growing.
 - Monday, February 15th
 - Sunday, March 6--New Beekeeper Class 1
*Special Guest—Dr. Diana Sammataro
 - Sunday, March 13--New Beekeeper Class 2
 - Monday, March 16th 7 pm
 - Monday, April 18th 7 pm
 - Monday, May 16th 7:00 pm
 - Saturday, June 4th-FUNDAY! Jam Bee Ree
Full day workshop
Keynote speaker--Dr. Jamie Ellis
 - Sunday July 17th (tentative date) Zimmerman's Kill Creek Barn -- Bee-Bee Q Meeting held at alternate location,
 - Monday, August 22nd, 7:00 pm
 - Monday, Sept 19th 7:00 pm
 - Monday, October 17th 7:00 pm
 - Monday, November 21st 7:00 pm
 - Monday, December 19th 7:00 pm *Holiday Cookies and Youth Scholarship Auction*
 - January 9th, 2017 (2nd Monday)
-

December Tips

-  Renew your membership to the NE KS Beekeepers Association. Keep *"The Buzzer"* coming. It's a great source of information!
-  Finish those things you procrastinated about earlier this fall: entrance reducers, combining weak colonies, feeding light colonies.
-  Monitor hives for flight on warm days (sunny and above 50 degrees) and check for dead-outs throughout the winter.
-  Keep bricks or rocks on your lids to prevent the wind from blowing them off.
-  Monitor food stores in each hive. Check hives by lifting the back of the hive—are they light? Feed light hives with 2:1 sugar syrup.
-  Plan some honey gift ideas for friends and co-workers.
-  Heavy snows can block entrances preventing bees from necessary cleansing flights. Brush snow from the entrance of the bee hive.
-  Make some of your honey into creamed honey—add cinnamon or pecans. YUM!
-  Decision time: increase, stay the same, decrease—all take planning to be successful. Order woodware for new hives or replacements for your own Christmas gift.

Beekeeping Clubs around Kansas

If you know of a club—please email me and let me know-joli@heartlandhoney.com. I'm trying to compile a list of clubs around the state. When they meet and contact info—Fill in the blanks and I'll print a good list next month

Manhattan: Konza Beekeepers Association

2333 Oak Street, Manhattan, KS 66502, USA

Telephone: (785) 770-5483


Email: konzabeekeepers@gmail.com

- Emporia Beekeepers-
- Wichita has a yahoo group
- North Central-Jim Morford is organizing
- Northwest –Greg Swob is organizing
- Ark City group-info needed

Heartland Beekeepers Association of SEK. 620-249-5631 or they can email the club at contact.hbasek@gmail.com. Our website is www.hbasek.org. Thank you, Linda Russell

Please renew your membership as soon as possible!

Honey Plants



Rose Lee

December is a resting time for blooming plants but an ideal time to plan next year's bee pasture and prepare shopping lists for plants and garden supplies and perhaps drop hints for possible gifts. Think "buy local" and "native plants" to insure plants will prosper in our Midwest climate. Also, purchase seeds, seedlings and plants only from growers who have not used neonicotinoids during any phase of production.

Some gardens offer "spring only" sales whereas the nurseries usually have native plants available year round and may offer gift certificates. Some upcoming events and sources are listed below as follows:

Spring Plant Sale Events—Be sure to check on line or by calling to make sure that these are the dates for 2016!

Douglas County Grassland Heritage Foundation Exact date and place not finalized but according to spokesperson, Kim Bellemere, the sale is usually mid-May. The sale features about 30-35 different species, all native to the tallgrass prairie and this region. Grasses and wildflowers as well as some common, well-known species (purple coneflower, for example) and some less common, harder to find species will be available for \$3.50 - \$4.00, and all are beneficial to native insects and at least some native pollinators. For more information, contact Kim at (785)840-8104 or www.grasslandheritage.org.

Dyck Arboretum of the Plains, 177 W Hickory St, Hesston, KS 67062 Flora Kansas spring plant sale April 22-25, 2016 from 8 a.m. (Member pre-sale on April 21 from 1 p.m. to 7 p.m.) Dyck Arboretum members receive a 10 % discount on plant purchases. Memberships may be purchased on that day or any day which allows visitors to purchase plants early. See plant list at website www.dyckarboretum.org/florakansas or call (620) 327-8127.

Missouri Prairie Foundation, April 16 at Anita B Gorman Discovery Center, 4750 Troost, Kansas City, Mo 64110 from 9:30 a.m. - 2:30 p.m and April 23 and 30th at City Market, 5th and Walnut, Kansas City, Mo. from 8 a.m. - 1 p.m. Contact (816)716 – 9159.

Monarch Watch at Foley Hall on the west campus at KU in Lawrence. This event will be held on May 7th Contact <http://monarchwatch.org>

Overland Park Arboretum & Botanical Gardens, 8909 W. (Metcalf)179th St, Overland Park, KS 66013, May 6, 9 a.m.-7 p.m., and May 7, 9 a.m.-3 p.m. Info call (913)685-3604 or contact katharine.garrison@opkansas.org.

Powell Gardens in Lee's Summit, Mo, 1609 N.W. U.S. Highway 50, Kingsville, MO 64061, May 7-8, 9 a.m.-5 p.m. See info@PowellGardens.org or call (816)697-2600 for plant list.

Native Plants Year round

Clinton Parkway Nursery, **Inc.** 4900 Clinton Pkwy, Lawrence, KS 66047-8902 or call (785) 842-3081. Grimm's Gardens, Hiawatha or Atchison, Ks, or Nebraska City, Ne says the gift of a plant is a gift that lasts and won't clutter up the house! Address: 2991 Goldfinch Rd, Hiawatha, KS 66434 (785)459-2586, or 1401 S. 11th Ave, Nebraska City, NE 68410 (402)874-9340; Formerly Birdie's, 1699 Highway 59, Atchison, KS 66002.

Howard Pine's Garden Center, 1320 N 3rd St, Lawrence, KS 66044 (785)749-0302.

Prairie Pride Plants Nursery 504 Hendryx (southwest of downtown), Wichita, KS 67213 (316)258-8237
eMail: prairieprideplants@cox.net or PrairiePridePlants.com.

Star Seed, Inc. PO Box 228, 101 Industrial Ave, Osborne, KS 67473. Wide variety of native grasses, legumes, and wildflower certified seeds. Contact (800)782-7311, (785)346-2479, or email info@gostarseed.com

Vinland Valley Nursery, Baldwin City, KS 66006 has bee-friendly, pesticide-free plants available year round at the farm at 1606 N 600th Rd, Baldwin City, or seasonally, on Saturday mornings from 7 a.m. to 11a.m. at the Lawrence Farmers Market, 824 New Hampshire St, Lawrence, KS, and at Cottin's Hardware, 1832 Massachusetts St, Lawrence, KS. Call (785)594-2966 or www.vinlandvalleynursery.com. Email amyallbright@vinlandvalleynursery.com.

Seed Exchange

Seed Savers KC at the Anita B Gorman Discovery Center, 4750 Troost, Kansas City, Mo 64110 will hold its 4th annual winter exchange on Jan 16 from 11 a.m. to 2 p.m. indoors at the Hampton Suites on the Plaza, 4600 Summit, Kansas City, Mo 64112, and its spring plant exchange on May 7 from 9:30 a.m. to noon. At these events, everyone bring some things, and take some things. For example, if you bring three plants, you take three similar plants. No invasive varieties, non-labeled or unpotted plants. Divisions are to be potted one to two weeks in advance so they are acclimated. Contact Dayna McDaniel (816)356-9892 or dayna@seedsavers-kc.org

Free seed classes to learn how to save seeds are held monthly at the Discovery Center as follows:

Jan 2 Sat 2-4p.m.

Mar 5 Sat 2-4 p.m.

Apr 19 Tues 6-8 p.m.

Feb 6 Sat 2-4 p.m.

Mar 15 Tues 6-8 p.m.

Feb 16 Tues 6-8 p.m.

Apr 2 Sat 2-4 p.m.

Kaw Valley Seeds 7th annual plant sale Sat, Feb 13, 9 a.m.-3p.m. at the Douglas County Fairgrounds, Bldg 21, 2110 Harper St., Lawrence. FREE. Seed exchange, local producers, environmental info, seed saving workshops, and children's activities. Kaw Valley Seeds is a nonprofit whose mission is to create a local seed reserve by fostering a network of people committed to growing and eating, sharing and bartering seed varieties that

are native to or thrive in the Kansas River Valley. In addition, the project's goal is to educate the general public on the pleasures of growing their own food by teaching them how to save, store and plant seeds from their own gardens, and where to obtain organic and local seed lines. Info at www.facebook.com/kawvalleyseeds.

Wish List

In addition to seeds and plants for a bee pasture, how about an elevated 2' x 8' cedar raised bed for edible plants. for \$349.00 Good for cramped space and easy on the knees. For a dramatic vertical element, Designer Ellen Ecker Ogden suggests a row of tall pole beans, flanked by lemon cucumber. Add marigolds and kale as accents, and alternate with alpine strawberries to frame the edges.

If you're like me and tools are never close at hand, and you could use some organic organization, a nice gift is a multi-function gardener's/work station seat for about \$35. It's a folding chair/tool bag combo with a lightweight steel and water-resistant nylon seat. The bag detaches easily from the frame via hook-and-loop fasteners and it has two carrying handles, 21 pockets for different sized tools, and a large catch-all interior.

Since this is my last column, I wish to thank all of you for giving me the opportunity to write about honey plants and I so appreciate the patience Joli has extended in editing my copy. It's been a great ride and I have learned so much. Alas, I have forgotten a lot, too, especially those botanical names, but I'll keep planting flowers and nectar and pollen plants to feed our bees. Merry Christmas.



Getting Your Bees Ready for Winter— Feeding--again

For fall feeding use 8# of sugar to 4# of water.

Candy boards do not take the place of liquid feed. They are only for emergency feeding. Joli found the following recipe in the Encyclopedia of Beekeeping. This is the recipe Cecil uses. It doesn't use corn syrup:

Homemade candy can be produced by boiling 20 lbs. of sugar in 5 pints of water until it reaches a temperature of 243° F after which it is allowed to cool for a while and then beaten to until it candies (goes thick and white).

(Please note that the recipe in the American Bee Journal with cream of tartar is not the best one to use—the cream of tartar may be harmful to your bees)

You pour this hard thick candy into a rim that is the same size as the top of your hive body and about 2" tall with a bottom. Pour the candy in, let it harden. And then put it on top of your hive, under the inner cover. John Speckman states that he cuts the bottom 2" off of a 5 gallon bucket and sets that inside of a 2" rim on the top of hive and then puts his lid on the hive—this round fits over the top of the bees so that there isn't as much wasted candy board—the bees eat more of the candy. If you don't understand this rim part --call Steve or Cecil and ask them.



Ask Quinby



Quinby (named after Moses Quinby who invented the bee smoker) would like to take this opportunity to invite you to send your stories or questions to him c/o Joli at the address on the back of *The Buzzer* or via email at joli@heartlandhoney.com. She'll let him know of any stories or questions you pass on to her.

Joli has a new doctor at her office who came in the other day so proud that he saw this truck in front of him that he took a picture of it. His comment was—it was really a dirty truck —did it really have honey in it? She had to tell him that no it did not have honey it that it really had sludge (poop) from septic systems. As she says “you should never miss a chance to educate the public about honey!” He then asked how it got that name. According to Wikipedia *When Japan was occupied, the servicemen marvelled at the wagons that carried large barrels of feces from under the toilets in Japanese homes to be used as fertilizer in the rice paddies, and nicknamed them honey wagons as a sarcastic referral to the strong odor that trailed behind them. Also*

A **honeywagon** is a mobile toilet unit used in the film and television industry. The legend behind the name 'honeywagon' is thought to relate to the 'honey-colored' liquid that comes out of it when emptying the holding tanks. Many are the size of a semi-trailer. Some honeywagons will be just two large toilets. Others are a combination of variously sized rooms for specific purposes: these rooms can be private dressing rooms assigned to a single person, larger rooms configured for the wardrobe, or makeup departments, small individual toilets for the crew to share, and multiple user or individual shower rooms for bathing. (See picture on this page of honeywagon)

Beeswax—the house smelled so good all last week because Cecil was cleaning wax and making dipped candles. The candles are beautiful.

Old Bee Guy



By Cecil Sweeney

Joli asked me to write an article and as usual I turned to an old publication for inspiration. I found a bound copy of the 1947 *Gleanings in Bee Culture*. In the December 1947 issue there is a great article by H. H. Root about *Beeswax Today*. In the article H.H. warns that you should never be heated except over water and it should never reach a temperature higher than boiling water for beeswax that is a temperature in excess of 212 °F. He says that it should never be kept even at a moderate heat longer than necessary as it will darken noticeable at a prolonged low heat. There is also great danger, if beeswax is heated dry, that it will reach its own flash point and therefore burst into flame. Editors note—if you do your beeswax in a water bath or double boiler the temperature will be about 165°. Perfect for beeswax

Another article was *Winter Work for Beekeepers* by CH Pease. This is a great article with some practical ideas. Some of them are below.

Mr. Pease writes “If there is anything that takes the joy out of beekeeping during the busy days of spring and summer it is the need of material that is not available, or not in condition to use when you want it. If you see a swarm in a tree, even if you have a hive and combs, the bees may not wait 5 minutes for you to clean the outfit and make it ready for use. The loss of a prime swarm in the front end of the honey flow will rob you of a lot of honey that should be stored in your supers.

The propolis and wax in the hive bodies, bottom boards, inner covers, supers, and all frames should be scraped off and cleaned before they do back to the bees, and winter is the time to do it.

If you need new material next season, get it in the early winter and assemble it at your leisure while the blizzards are “blizzing” outside; or if you have any material that needs repairing or painting, don’t put it off until you want to use it. There is no more convenient time than in the winter to make every piece of material ready for instant use when minutes are worth a dollar apiece “in the good old summertime”.

He goes on to say that every beekeeper needs a heated workshop and if you don’t have one—build it this winter!

More from Bee Culture December 1947—Dr. C L Farrar on How Bees Winter states— The cluster protects itself from external temperatures by forming an insulating shell of bees one to three inches deep to conserve heat produced by the more active bees in the center of the cluster. It contracts as air temperature falls, reducing the surface exposed to radiation and increasing the concentration of bees to produce heat energy. A temperature is maintained in the center sufficient to conduct heat to the surface bees so that their temperature is approximately 45°F. although temperature a few inches below may fall to 0° or below.

The cluster does not heat the unoccupied parts of the hive. The cluster itself must protect the colony against low temperatures, and the organization

of the colony in relation to its food supply will determine weather or not it winters in good condition.

Dr. Larry Connor to speak at the Great Plains Growers Conference Thursday, January 7th

For the past several years, the Great Plains Growers Conference has been holding special workshops on beekeeping. Held in St. Joseph, Missouri, the Great Plains Grower’s Conference is put together every year by Extension educators from five states: Missouri, Kansas, Iowa, Nebraska, and South Dakota. The beekeeping workshop will be on Thursday, January 7, 2016. This year, Dr. Larry Connor will be presenting several topics at the beekeeping workshop. Dr. Connor has a wide background, including extension apicultural entomologist at The Ohio State University, running a bee breeding program for Dadant and Sons, establishing the Beekeeping Education Service, and finally purchasing Wicwas Press, a major publisher of books on beekeeping. Dr. Connor is also an accomplished author, with over a dozen titles dealing with bees, beekeeping, queen rearing and pollination. Dr. Connor will be discussing several topics, including problem recognition with bees, queen management in hives, queen rearing, and plants attractive to bees for nectar and pollen. For more information about the conference and a registration form, call the Buchanan County Extension office at (816) 279-1691. You may also register on-line and find additional information on our web site at: <http://www.greatplainsgrowersconference.org>



**NORTHEASTERN KANSAS BEEKEEPERS' ASSOC.
2016 MEMBERSHIP APPLICATION**

You can go online at nekba.org to pay your renewal!

Check one: **Renewal** **New Membership**

NAME _____

ADDRESS _____

CITY _____ STATE _____ ZIP+4 _____

PHONE _____

Email address _____

(Write clearly please)

County _____

**Yes—please send my Newsletter (The Buzzer) by email.
I understand that it will arrive earlier and will be in color!**

Membership for 2016 Northeastern Kansas Beekeepers	\$15.00	_____
--	---------	-------

Additional family members wanting voting rights \$1.00 per person	\$1.00	_____
---	--------	-------

Additional Family member's names _____

(Only one newsletter will be sent)

Youth Membership (18 years of age or under)	7.50	_____
---	------	-------

Membership for Kansas Honey Producers' Assn.	\$15.00	_____
--	---------	-------

American Bee Journal	1 year \$21.00	_____
----------------------	----------------	-------

() Renewal () New	2 years \$39.75	_____
--------------------------------	-----------------	-------

Bee Culture Magazine	1 year \$25.00	_____
----------------------	----------------	-------

() Renewal () New

Youth Scholarship Donation	\$ _____
-----------------------------------	-----------------

Total	\$ _____
--------------	-----------------

Make checks payable to: NEKBA or Northeastern Kansas Beekeepers' Assn.

Mail To: Robert Burns, 7601 W 54th Terr., Shawnee Mission, KS 66202-1129

913-831-6096 Email: rburns@kc.rr.com

Go online-- at nekba.org to pay your dues

HEARTLAND HONEY & BEEKEEPING SUPPLIES

We carry a complete line of beekeeping supplies including woodenware, smokers, extractors, books, queens, package bees and containers. We will trade wax for supplies. For your convenience please call in advance –Hours Mon., Tues., Thurs. & Friday 10:30-5:30, closed Wednesday. Joli Winer/Cecil Sweeney, Heartland Honey and Beekeeping Supplies, 19201 S Clare Rd. Spring Hill KS 66083. (913) 856-8356. joli@heartlandhoney.com

FISHER'S BEE SUPPLIES

We carry a complete line of beekeeping supplies. See us for your woodenware, smokers, containers, foundation, beekeeping books, extractors, queens and package bees. We also have extractors for rent. We will trade wax for supplies. Our hours are: 9:00am - 5:00pm Monday - Friday and Saturday after 8:30am. You should call before you come to make sure we are here. ED FISHER 4005 N.E. 132nd Street, Smithville MO 64089 816-532-4698

DRAPER'S SUPER BEE

We offer fast and courteous service to all beekeepers. We sell all the supplies for beekeeping, containers, pollen and honey for those who run short. Order is shipped the same day as received in most cases. Free catalog available on request. Pick up orders at our warehouse must be pre-ordered and picked up by appointment only. Business Hours: Mon.-Thur. 8-5; closed from 12-1. DRAPER'S SUPER BEE; 914 S St. Auburn NE 68305 PHONE: (402) 274-3725.

THE HAWLEY HONEY COMPANY

For Sale: White Clover honey strained in 5 gallon buckets. We will pack it in your jars for an extra fee. Bee equipment, new and used. Jars, foundation, bears, comb honey, used extractors. Bees: frames of brood . Corn syrup or sugar by the 5 gallon bucket or barrel. *If you need it, we probably have what you want.*
Raymond Cooper, 220 N Elm, Iola KS 66749. Call: 620-365-5956 after 8:00 p.m.

JORDY'S HONEY

We carry a full line of beekeeping supplies. Bee Hives, Supers, Frames, Foundation, Honey Containers, Smokers, Beekeeping Books, Queens, Packaged Bees and much more. Our hours are 8:00 am to 6:00 pm Monday-Friday and weekends by appointment. Please call in advance so we can have your supplies ready when you arrive.
Robert Hughes, 12333 Wedd Street, Overland Park, KS 66213 PHONE: 913-681-5777

NORTHEASTERN KS BEEKEEPERS' ASSOC. 2016 MEMBERSHIP APPLICATION

NAME _____

ADDRESS _____

CITY _____ STATE _____ ZIP+4 _____

PHONE _____ Email address _____

I would like to receive the newsletter, *The Buzz*, by email Yes _____ No _____

Membership Northeastern KS Beekeepers per year (July.-Dec. \$7.50) \$15.00 _____

\$15.00 (Jan-Dec)

Additional family members wanting voting rights \$1.00 per person \$1.00 _____

Additional Family member's names _____

(Youth Membership (18 years of age or under) \$7.50 _____

Membership for Kansas Honey Producers Assn. \$15.00 _____

American Bee Journal 1 year \$21.00 _____

Bee Culture Magazine (formerly "Gleanings") 1 year \$25.00 _____

Youth Scholarship Donation _____

Total _____

Make checks payable to: **NEKBA or Northeastern Kansas Beekeepers Assn.**

Mail To: Robert Burns, 7601 W 54th Terr., Shawnee Mission KS 66202 913-831-6096 email rburns@kc.rr.com

Now you can pay online at nekba.org

Northeastern Kansas Beekeepers Association
Robert Burns, Treasurer
7601 W 54th Terr
Shawnee Mission KS 66202

Address Service Requested

Meeting

Monday, December 14th

Note this is the 2nd Monday!

The Northeastern Kansas Beekeepers' Association

Membership is open to anyone who is interested in bees or bee culture. Dues are \$15.00 per calendar year (December 31-December 31) for the first in the family joining. Those joining in July or later in the year may pay \$7.50 for ½ year. Additional members of that family wanting voting privileges shall be assessed dues at \$1.00 per year. Youth memberships (18 years of age and younger) are \$7.50 per year. New memberships and renewals should be submitted to the treasurer.

The *Bee Buzzzer* is the official publication of the Northeastern Kansas Beekeepers' Association, Inc. and is published monthly. Commercial ads are accepted in the newsletter for a fee, non-commercial ads by paid up members are accepted and are free.

The library of the association is free to all members. Books may be checked out at the meetings and kept for a period of 30 days. The bee publications, *The American Bee Journal* and *Bee Culture* can be subscribed for through the treasurer.

The Association meets each month on the third Monday at 7:00 p.m. except during the months of January, March, June and July. A beekeeping class is held in March. This is a nonprofit organization; elected officers serve without pay. Everyone is invited to attend the meeting. Check *The Buzzzer* or our website at nekba.org each month for the actual date, time and location. If the weather is bad call an officer to find out if the meeting will be held.

2015 Officers

President: Andy Nowachek, 10921 W 91 st Terr, Shawnee Mission KS	awn@everestkc.net	913-438-5397
1st VP: (youth scholarship) Christy Milroy, 23840 W 207, Spring Hill KS 66083	Christy.D.Milroy@sprint.com	913-707-2003
2nd VP (Librarian): Alex Pantos, 2920 Stubbs Rd., Tecumseh KS 66542	MarlenePantos@yahoo.com	785-633-6283
3rd VP (Honey Plants): Rose Lee, 1126 S 4 th St, Atchison, KS 66002	rlee5407@sbcglobal.net	913-367-6264
Secretary: Jo Patrick, 611 E Sheridan, Olathe KS 66061	brian-patrick@sbcglobal.net	913-829-2682
Treasurer: Robert Burns, 7601 W 54 th Terr., Shawnee Mission KS 66202	rburns@kc.rr.com	913-831-6096
Program Chairperson: Becky Tipton, 9491 X Rd., Meriden, KS 66512	bstbees@embarqmail.com	785-484-3710
Editor: Joli Winer, 19201 S. Clare Rd. Spring Hill KS 66083	joli@heartlandhoney.com	913-856-8356
Webmaster: Robert Burns, 7601 W 54 th Terr., Shawnee Mission KS 66202	rburns@kc.rr.com	913-831-6096

Visit our Website at **NEKBA.org**