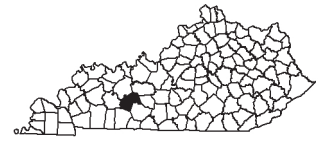


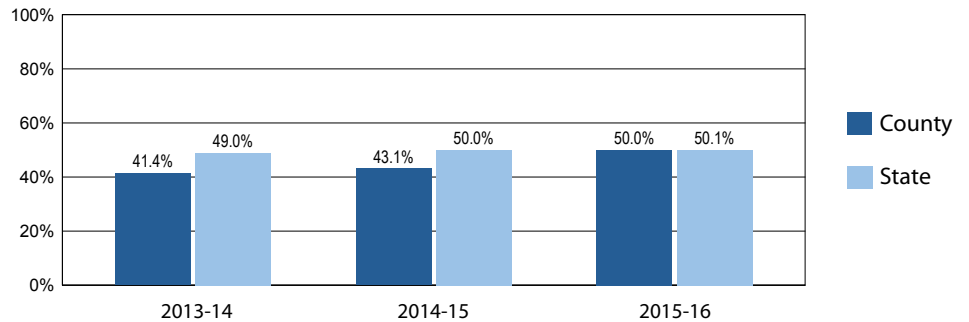
# 2016 Early Childhood Profile

The Early Childhood Profile is produced by the Kentucky Center for Education and Workforce Statistics (KCEWS) for the Governor's Office of Early Childhood (GOEC) and the Early Childhood Advisory Council (ECAC) utilizing data from the Kentucky Longitudinal Data System (KLDS).



### Kindergarten Readiness

Kindergarten readiness means that each child enters school ready to engage in and benefit from early learning experiences that best promote the child's success. The kindergarten screener measures readiness in five important domains. The composite readiness score reflected here is comprised of the academic/cognitive, language development, and physical development domains.



### Results by Composite Domain

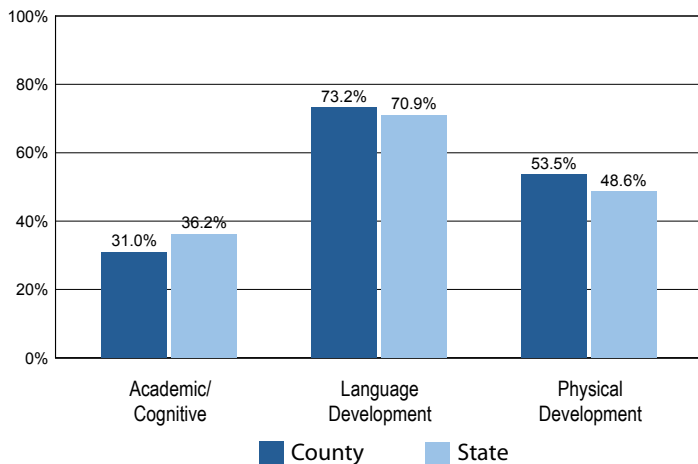


Chart shows percentage of students scoring "average" or "above average". For a detailed explanation, see the technical notes at <http://kcews.ky.gov/reports/earlychildhoodprofiles/>

### Results by Social-Emotional and Self-Help Domains

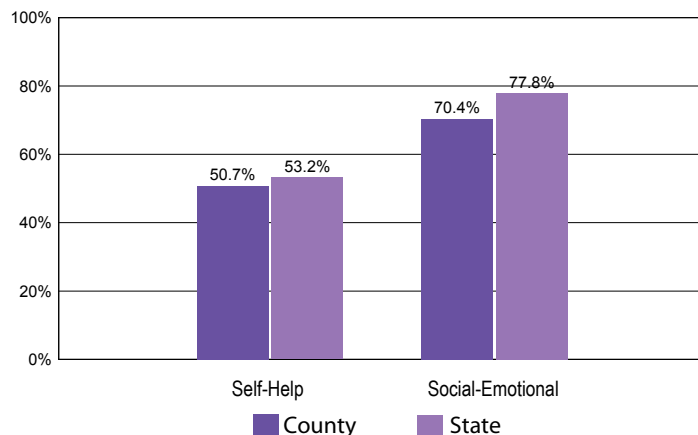


Chart shows percentage of students scoring "average" or "above average". For a detailed explanation, see the technical notes at <http://kcews.ky.gov/reports/earlychildhoodprofiles/>

### Early Care and Education Programs

	County	State
<b>Kindergarten</b>	<b>167</b>	<b>53,953</b>
<b>Preschool</b>	<b>71</b>	<b>21,049</b>
At-risk 4-year-olds at or below 150% of the federal poverty level (FPL)	30	9,249
3- and 4-year-olds with disabilities	22	9,468
3- and 4-year-olds over income or other	20	2,333
<b>Head Start enrollment</b>	<b>34</b>	<b>13,841</b>
3- and 4-year-olds income eligible (at-risk 4s at 150% FPL)	31	11,864
3- and 4-year-olds with disabilities	2	1,696
Other (4s over 150% FPL without disabilities)	1	241
<b>Total child care capacity</b>	<b>126</b>	<b>167,746</b>
<b>Children receiving child care assistance (CCAP program)</b>	<b>24</b>	<b>23,969</b>
CCAP at Licensed Centers	24	23,102
CCAP at Licensed Homes	*	155
CCAP at Certified Homes	*	615
CCAP at Registered Providers	*	149

\* Data suppressed to ensure confidentiality.

### Third Grade Assessment Results

Below are the percentages of 3rd grade students who scored proficient or distinguished in the 2014-15 school year. They were kindergartners in the 2011-12 school year.

	County	State
Math	39.0%	47.6%
Reading	36.3%	54.3%

## Family, Health, and Services

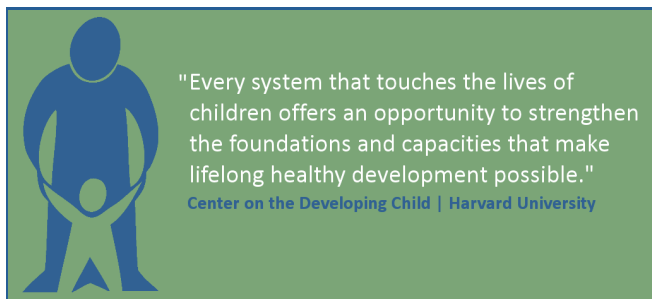
Select Indicators	County #	County %	State %
Number of children:			
0-2 year-olds	424	3.3%	3.8%
3-4 year-olds	322	2.5%	2.5%
Children living below:			
100% poverty	390	44.5%	30.1%
150% poverty	509	58.0%	42.7%
200% poverty	611	69.7%	53.3%
Children 0-17 years old with substantiated child abuse/neglect	51	1.7%	1.9%
Children 0-17 years old being raised by grandparents	154	5.3%	5.4%
Households with non-English language in home	274	5.4%	5.7%
Births to mothers who are not high school graduates**	35	23.0%	16.8%
Births to teenage girls 15-19 years old**	16	46 <sup>^</sup>	41 <sup>^</sup>
Low birth weight babies (born less than 5.5 pounds)**	15	9.9%	8.7%
Preterm babies (born before 37 weeks of pregnancy)	17	11.2%	11.1%

<sup>^</sup> Rate per 1,000 females ages 15-19

\*\*Numbers represent 1-year rolling averages calculated from 3-year aggregate data. Rates are 3-year aggregate rates.

## Support Services

	County #	State #
Children receiving Medicaid insurance	1,658	476,909
Children receiving KCHIP health insurance	171	44,854
Families served by the First Steps program	0	4,498
Number of families served by the HANDS home visitation program	16	8,119



## State and Local Contact

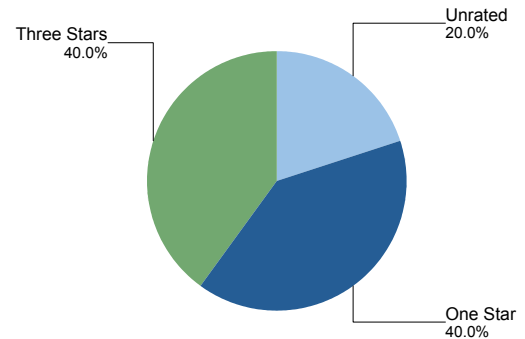
Butler Co. Community Early Childhood Council Chair  
Daisy Bishop      Daisy.bishop@butler.kyschools.us

Visit the Governor's Office of Early Childhood online at <http://kidsnow.ky.gov> or call 502-782-0200 for more information.

Visit <http://kcews.ky.gov/reports/earlychildhoodprofiles/> for sources, technical descriptions of each data element in this profile, notes for how to use this report, and links to other sources of information for the early childhood community. For school and district Kindergarten readiness data, please visit the Kentucky Department of Education's Open House website at <http://openhouse.education.ky.gov/>

## STARS Participation

STARS is the rating and improvement system for licensed and certified child care providers. Participants receive resources and technical assistance to continually improve their quality and their star rating. A higher star rating means the provider is meeting quality standards that help children succeed.



Rating	Child Care Centers		Child Care Capacity	
	Licensed	Certified	Licensed	Certified
STARS	3	1	95	6
Not STARS	1	0	25	0

To find a STAR-rated child care provider in your county, click here: <https://prdweb.chfs.ky.gov/kiccspublic/providersearchpublic.aspx>

## Early Childhood Workforce

### KIDS NOW Scholarships

KIDS NOW Scholarships awarded to early childhood educators:

	County #	County \$	State #	State \$
College	0	\$ 0	968	\$ 845,047
Non-College	6	\$ 914	380	\$ 89,581

To learn more about scholarships, contact a Professional Development Counselor in your county:

<http://www.kentuckypartnership.org/about/map>

### High School Credentials

Family and Consumer Sciences programs offer high school early childhood students an opportunity to earn industry-recognized certificates and credentials.

	County #	State #
Early Care and Education Orientation Certificate	25	515
Commonwealth Child Care Credential	37	564
Child Development Associate	0	11

For more information about these programs, please visit: <http://education.ky.gov/CTE/ctepa/FCS/Pages/default.aspx>