

Remarks on the Growth in Disability Benefits

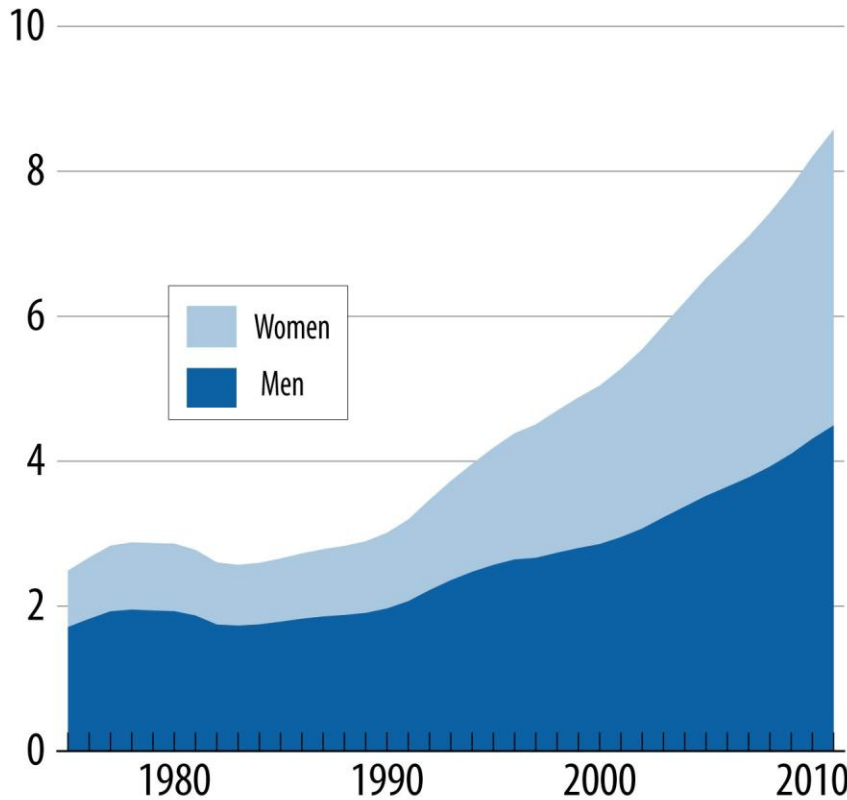
Kathy Ruffing
Senior Fellow, CBPP

Comments delivered at “Disability Insurance: Inherent Problems,
Practical Solutions, and Action for Reform”
Brookings Institution/AEI/Secretary’s Innovation Group
Washington, DC
April 12, 2013

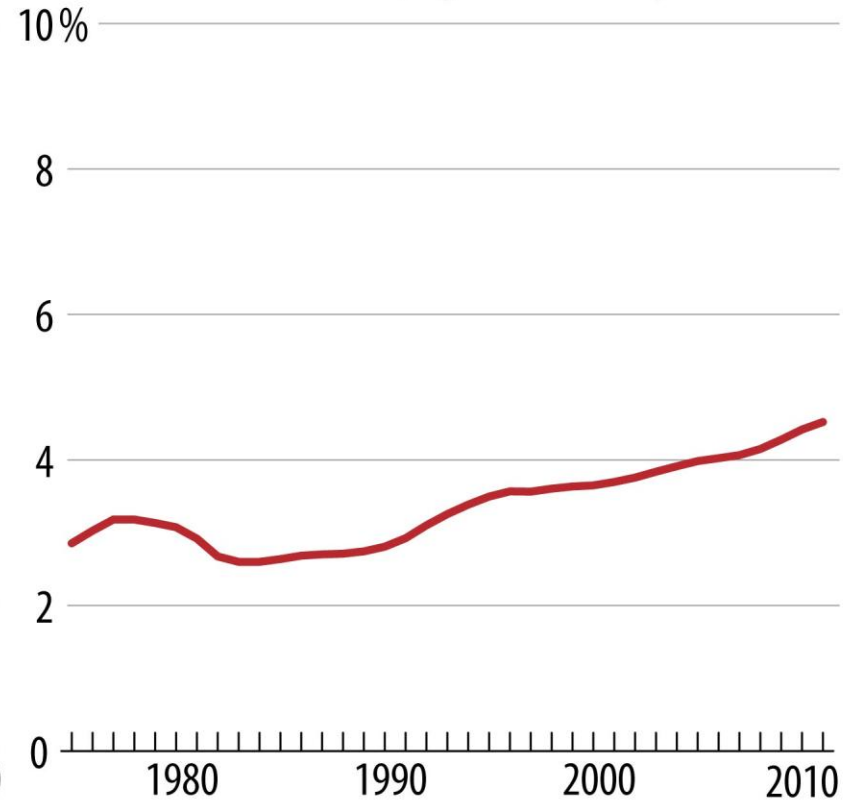
When adjusted for age and sex,
 rise in disability rolls is not
 dramatic.

Demographics Explain Bulk of Growth in Social Security Disability Rolls

Millions of beneficiaries



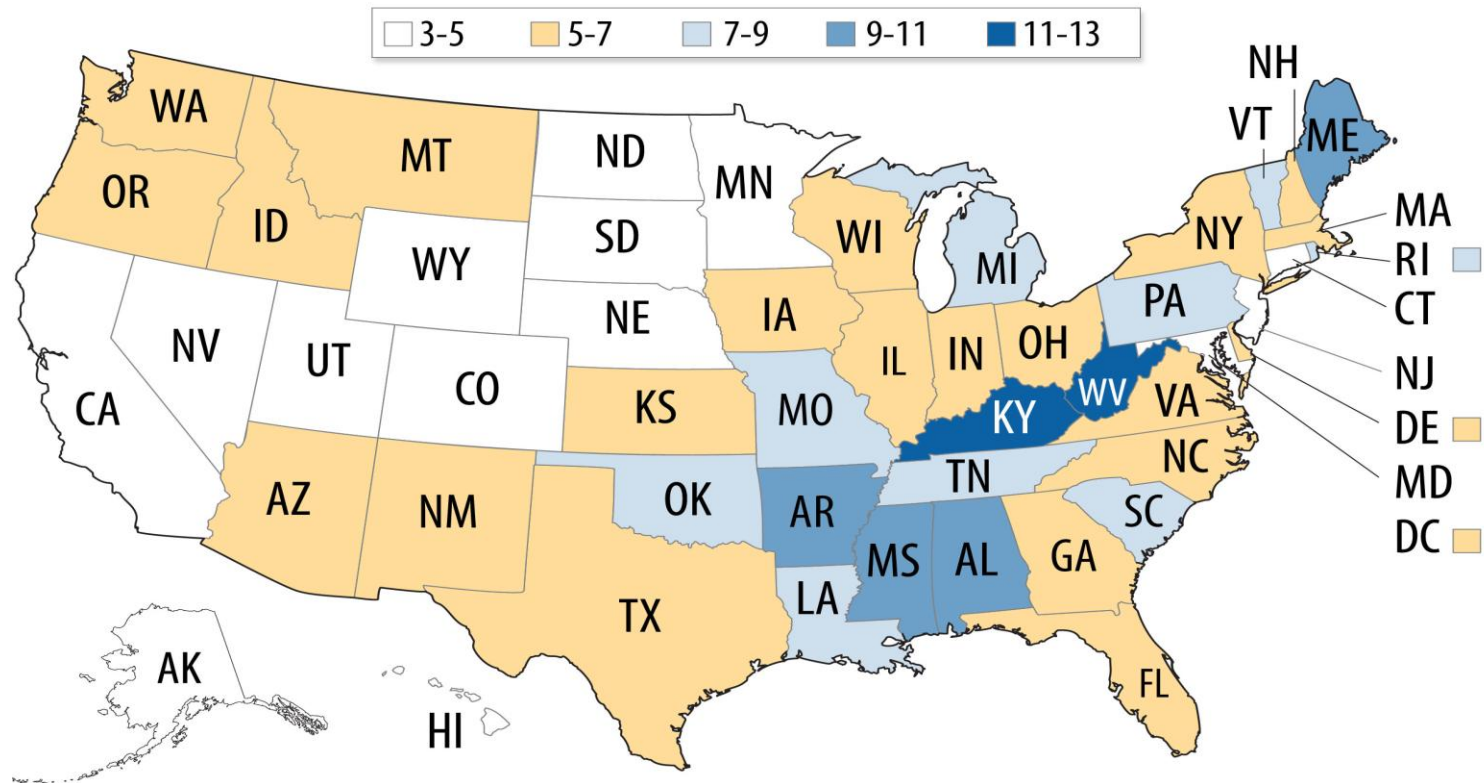
Percent of insured workers, age- and sex-adjusted



Source: Social Security Administration

There is a definite “geography of disability,” tied to demographic, educational, and vocational factors

Percentage of Each State’s Resident Population Age 18-64 That Receives Social Security Disability, SSI, or Both



Source: CBPP based on data from Social Security Administration.

For more information

- Center on Budget and Policy Priorities (www.cbpp.org)
- “Off the Charts” blog (www.offthechartsblog.org)

Kathy Ruffing

Senior Fellow

Center on Budget and Policy Priorities

820 First St. NE, Suite 510

Washington, DC 20002

(202) 408-1080 ruffing@cbpp.org

Unless otherwise noted, data in this presentation come from the Social Security Administration’s Office of the Actuary and Office of Research, Evaluation, and Statistics.