

40202AL0022



ACCEPTED
FOR REGISTRATION

July 11, 2013

New York State Department
of Environmental Conservation
Division of Materials Management
Pesticide Product Registration

PEEL HERE TO OPEN

BUTYRAC[®] 200

Broadleaf Herbicide

Controls Broadleaf Weeds in Soybeans, Peanuts, Seedling and Established Alfalfa, and Seedling Birdsfoot Trefoil

NET CONTENTS: 2.5 GALLONS

Manufactured by:
ALBAUGH, INC.
1525 NE 36th Street
Ankeny, Iowa 50021

FOR CHEMICAL SPILL, LEAK,
FIRE, OR EXPOSURE, CALL
CHEMTREC (800) 424-9300

ACTIVE INGREDIENT: 4-(2,4-Dichlorophenoxy)butyric acid, dimethylamine salt* . . . 25.9%	
OTHER INGREDIENTS 74.1%	
TOTAL 100.0%	
*4-(2,4-Dichlorophenoxy)butyric acid equivalent 22.0% by weight or 2 pounds per gallon.	
EPA Reg. No. 42750-38	EPA Est. No. 42750-MO-1
KEEP OUT OF REACH OF CHILDREN DANGER – PELIGRO	
Si usted no entiende la etiqueta, busque a alguien para que se la explique a usted en detalle. (If you do not understand the label, find someone to explain it to you in detail.)	
FIRST AID	
IF IN EYES:	<ul style="list-style-type: none"> Hold eye open and rinse slowly and gently with water for 15-20 minutes. Remove contact lenses, if present, after the first 5 minutes, then continue rinsing eye. Call a poison control center or doctor for treatment advice.
IF SWALLOWED:	<ul style="list-style-type: none"> Call poison control center or doctor immediately for treatment advice. Have person sip a glass of water if able to swallow. Do not induce vomiting unless told to do so by the poison control center or doctor. Do not give anything by mouth to an unconscious person.
IF ON SKIN OR CLOTHING:	<ul style="list-style-type: none"> Take off contaminated clothing. Rinse skin immediately with plenty of water for 15-20 minutes. Call a poison control center or doctor for treatment advice.
IF INHALED:	<ul style="list-style-type: none"> Move person to fresh air. If person is not breathing, call 911 or an ambulance, then give artificial respiration, preferably by mouth-to-mouth, if possible. Call a poison control center or doctor for further treatment advice.
HOT LINE NUMBER	
Have the product container or label with you when calling a poison control center or doctor, or going for treatment. You may also contact 1-800-424-9300 for emergency medical treatment information.	
NOTE TO PHYSICIAN: Probable mucosal damage may contraindicate the use of gastric lavage.	
See inside booklet for additional PRECAUTIONARY STATEMENTS.	



PF-4467-5

PROOF





THIS PROOF IS TO BE CHECKED FOR ACCURACY

Please review and approve **Text, Spelling, Copy Placement, Size, Shape, Colors** and **Dieline**.

Authorized signature accepts responsibility for accuracy of all copy, color break and artwork. Cimarron Label is not liable for any discrepancies subsequently identified.

PLEASE NOTE: Due to color variance between printers/monitors, the colors represented by this proof cannot be deemed accurate. Please refer to a color matching system such as the Pantone Matching System for a truer representation of spot colors.

THIS PROOF IS NOT ACCURATE FOR COLOR-MATCH.
Dieline does not print.

DATE	JOB NUMBER	CUSTOMER
September 17, 2012	63537	ALBAUGH, INC.
LABEL SIZE	LEAFLET FOLDED SIZE	LEAFLET FLAT SIZE
6.75" X 6.75"	6.5" X 6.0"	6.5" X 35.625"
LABEL COLORS	LEAFLET "OUT" COLORS	LEAFLET "IN" COLORS
 BLACK	 BLACK  179	 BLACK
PATTERN VARNISH: <input checked="" type="checkbox"/> YES <input type="checkbox"/> NO		

Form: CS 006L - 11/8/2011

ARTWORK IS APPROVED

REVISED PROOF NEEDED

Cimarron Label
Experts in Extended Text Labeling

4201 North Westport Ave. • Sioux Falls, SD 57107
Phone: (605) 978-0451 • Fax: (605) 978-0463

WE CANNOT PROCESS THIS ORDER WITHOUT AN AUTHORIZED SIGNATURE

Signed _____

Date _____

PRECAUTIONARY STATEMENTS

HAZARDS TO HUMANS AND DOMESTIC ANIMALS

DANGER

DANGER. Corrosive. Causes irreversible eye damage. Harmful if swallowed. Do not get in eyes or on clothing. Avoid contact with skin.

PERSONAL PROTECTIVE EQUIPMENT (PPE)

Some materials that are chemical-resistant to this product are butyl rubber, natural rubber, neoprene or nitrile. If you want more options, follow the instructions for Category A on an EPA chemical-resistance category selection chart.

Applicators and other handlers must wear:

- Long-sleeved shirt and long pants
- Chemical-resistant gloves
- Shoes plus socks
- Protective eyewear
- Chemical-resistant apron when mixing/loading, cleaning up spills, cleaning equipment, or otherwise exposed to concentrate

See "Engineering Controls" for additional requirements.

USER SAFETY REQUIREMENTS

Discard clothing and other absorbent materials that have been drenched or heavily contaminated with this product's concentrate. Do not reuse them. Follow manufacturer's instructions for cleaning/maintaining PPE. If no such instructions for washables exist, use detergent and hot water. Keep and wash PPE separately from other laundry.

ENGINEERING CONTROL STATEMENTS

When handlers use closed systems, enclosed cabs or aircraft in a manner that meets the requirements listed in the Worker Protection Standard (WPS) for agricultural pesticides [40 CFR 170.240(d)(4-6)], the handler PPE requirements may be reduced or modified as specified in the WPS.

Pilots must use an enclosed cockpit in a manner that is consistent with the WPS for Agricultural Pesticides [40 CFR 170.240(d)(6)]. Pilots must wear the PPE required on this labeling for applicators.

USER SAFETY RECOMMENDATIONS

Users should:

1. Wash hands before eating, drinking, chewing gum, using tobacco or using the toilet.
2. Remove clothing/PPE immediately if pesticide gets inside. Then wash thoroughly and put on clean clothing.
3. Remove PPE immediately after handling this product. Wash the outside of gloves before removing. As soon as possible, wash thoroughly and change into clean clothing.

ENVIRONMENTAL HAZARDS

This chemical is toxic to fish. Do not apply directly to water, or to areas where surface water is present or to intertidal areas below the mean high water mark. Do not contaminate water when disposing of equipment washwaters or rinsate.

Drift and runoff from treated areas may be hazardous to aquatic organisms in neighboring issues. Do not contaminate water when disposing of equipment washwaters. Do not contaminate water intended for irrigation or domestic purposes. Do not apply when weather conditions favor drift from target area.

Ground Water Contamination: Most cases of ground water contamination involving phenoxy herbicides such as 2,4-DB have been associated with mixing/loading and disposal sites. Caution should be exercised when handling 2,4-DB pesticides at such sites to prevent contamination of ground water supplies. Use of closed systems for mixing or transferring this pesticide will reduce the probability of spills. Placement of the mixing/loading equipment on an impervious pad to contain spills will help prevent ground water contamination.

This chemical has properties and characteristics associated with chemicals detected in groundwater. The use of this chemical in areas where soils are permeable, particularly where the water table is shallow, may result in groundwater contamination. Application around a cistern or well may result in contamination of drinking water or groundwater.

Do not apply BUTYRAC® 200 Broadleaf Herbicide directly to or otherwise permit it to come in contact with cotton, okra, grapes, tomatoes, fruit trees, vegetables, flowers, or other desirable crop or ornamental plants. Do not permit spray mist to drift onto susceptible plants since very small quantities of BUTYRAC® 200 Broadleaf Herbicide can cause severe injury during the growing or dormant periods.

It is a violation of Federal law to use this product in a way that is inconsistent with the label. Read entire label before using this product. Do not apply this product in a way that is inconsistent with the label during application. For any requirements, see the label.

Use this product only in accordance with the label for the protection of agricultural crops. Read the entire label for statements for training, decontamination, disposal, and other statements on this label about the use of this product that are covered by this label. Do not enter or allow worker entry into areas that have not been treated such as plants, soil, or water.

- Coveralls
- Chemical-resistant gloves
- Shoes plus socks
- Protective eyewear

Do not contaminate water, food, or feed.

PESTICIDE STORAGE: Store in accordance with the label.

PESTICIDE DISPOSAL: Pesticide should be disposed of in accordance with Federal law. If these wastes are not listed on the label, contact your local Agency, or the Hazardous Waste Agency, for disposal instructions.

CONTAINER DISPOSAL: Non-refillable: Triple rinse or pressure rinse container (or equivalent) until no more liquid is seen. (Non-refillable <5 gallons): Tr after the flow begins to drip. Fill tank or store rinsate for later use.

(Non-refillable >5 gallons): Tr with water. Replace and tighten cap. Stand the container on its end and empty the rinsate into application equipment or a collection system.

Pressure rinse as follows: Er flow begins to drip. Hold containing nozzle in the side of the container.

Refillable container (250 gallon): container before final disposal is made.

To clean the container before final disposal, fill with water. Rinse until about 10 percent full with water. Collect the rinsate in a collection system. Refillable container (250 gallon):

- Do not apply BUTYRAC® 200 Broadleaf Herbicide to soybean forage.
- Do not use in or near a greenhouse.
- Do not feed/graze soybean forage.

DIRECTIONS FOR USE

It is a violation of Federal law to use this product in a manner inconsistent with its labeling.

Read entire label before using this product.

Do not apply this product in a way that will contact workers or other persons, either directly or through drift. Only protected handlers may be in the area during application. For any requirements specific to your State or Tribe, consult the agency responsible for pesticide regulations.

AGRICULTURAL USE REQUIREMENTS

Use this product only in accordance with its labeling and with the Worker Protection Standard, 40 CFR Part 170. This standard contains requirements for the protection of agricultural workers on farms, forests, nurseries, and greenhouses, and handlers of agricultural pesticides. It contains requirements for training, decontamination, notification, and emergency assistance. It also contains specific instructions and exceptions pertaining to the statements on this label about personal protective equipment (PPE) and restricted-entry intervals. The requirements in this box only apply to uses of this product that are covered by the Worker Protection Standard.

Do not enter or allow worker entry into treated areas during the restricted-entry interval (REI) of 48 hours.

PPE required for early entry to treated areas that is permitted under the Worker Protection Standard and that involves contact with anything that has been treated such as plants, soil or water is:

- Coveralls
- Chemical-resistant gloves made of any waterproof material
- Shoes plus socks and
- Protective eyewear

STORAGE AND DISPOSAL

Do not contaminate water, food or feed by storage or disposal.

PESTICIDE STORAGE: Store in original container in a dry secured storage area. Keep container tightly closed when not in use.

PESTICIDE DISPOSAL: Pesticide wastes are acutely hazardous. Improper disposal of excess pesticide, spray mixture, or rinsate is a violation of Federal law. If these wastes cannot be disposed of by use according to label instructions, contact your State Pesticide or Environmental Control Agency, or the Hazardous Waste representative at the nearest EPA Regional Office for guidance.

CONTAINER DISPOSAL: Non-refillable containers (1, 2.5, 30 & 55 gallons): Do not reuse or refill this container. Offer for recycling, if available. Triple rinse or pressure rinse container (or equivalent) promptly after emptying.

(Non-refillable <5 gallons): Triple rinse as follows: Empty the remaining contents into application equipment or a mix tank and drain for 10 seconds after the flow begins to drip. Fill the container 1/4 full with water and recap. Shake for 10 seconds. Pour rinsate into application equipment or a mix tank or store rinsate for later use or disposal. Drain for 10 seconds after the flow begins to drip. Repeat this procedure two more times.

(Non-refillable >5 gallons): Triple rinse as follows: Empty the remaining contents into application equipment or a mix tank. Fill the container 1/4 full with water. Replace and tighten closures. Tip container on its side and roll it back and forth, ensuring at least one complete revolution, for 30 seconds. Stand the container on its end and tip it back and forth several times. Turn the container over onto its other end and tip it back and forth several times. Empty the rinsate into application equipment or a mix tank or store rinsate for later use or disposal. Repeat this procedure two more times.

Pressure rinse as follows: Empty the remaining contents into application equipment or a mix tank and continue to drain for 10 seconds after the flow begins to drip. Hold container upside down over application equipment or mix tank or collect rinsate for later use or disposal. Insert pressure rinsing nozzle in the side of the container, and rinse at about 40 PSI for at least 30 seconds. Drain for 10 seconds after the flow begins to drip.

Refillable container (250 gallon & bulk): Refill this container with pesticide only. Do not reuse this container for any other purpose. Cleaning the container before final disposal is the responsibility of the person disposing of the container. Cleaning before refilling is the responsibility of the refiller.

To clean the container before final disposal, empty the remaining contents from the container into application equipment or mix tank. Fill the container about 10 percent full with water. Agitate vigorously or recirculate water with the pump for 2 minutes. Pour or pump rinsate into application equipment or rinsate collection system. Repeat this rinsing process two more times.

PRODUCT RESTRICTIONS

- Do not apply BUTYRAC® 200 Broadleaf Herbicide through any type of irrigation system.
- Do not use in or near a greenhouse.
- Do not feed/graze soybean forage or harvest hay for 60 days following any 2,4-DB application.

Do not make applications into ter

Avoiding spray drift at the applica
mine the potential for spray drift.

Apply only as a medium or coars

Apply only when the wind speed

BUTYRAC® 200 can be applied t
application for each crop.

GROUND APPLICATION

Use a standard herbicide boom s
in the nozzle tips and in-line strai

Select a spray volume and delive
age, use of flat fan nozzles (maxi
that produce coarse spray dropli
mended as weed control with BU
mum spray coverage. When usi
movement during application an
reduced weed control in wheel tr

Do not apply with a nozzle height

AERIAL APPLICATION

Use orifice discs, cores and nozz
mum spray volume of 5 GPA and

The boom length must not excee

Release spray at the lowest height

When applications are made with
downwind edge of the applicatio

BUTYRAC® ALONE: Fill the spr
to the spray tank to the desired le

TANK MIXTURES: BUTYRAC®
crop section for rate directions a
clean water and begin agitation.
product first. After the other herb
tank to the desired level. If tank
uct in water thoroughly before ac
water.

Maintain sufficient agitation while
tion for short periods of time, be

Evaluate tank mixtures not listed
BUTYRAC® 200 may form an ins
mixing a small amount of BUTYR
such as UNITE or E-Z MIX may b
allow spray mixture to sit overnig



SPRAY DRIFT MANAGEMENT

Do not make applications into temperature inversions.

Avoiding spray drift at the application site is the responsibility of the applicator. The interaction of many equipment- and weather-related factors determine the potential for spray drift. The applicator and the grower are responsible for considering all these factors when making decisions.

Apply only as a medium or coarser spray (ASAE standard 572) or a volume mean diameter of 300 microns or greater for spinning atomizer nozzles.

Apply only when the wind speed is 2–10 mph at the application site.

APPLICATION PROCEDURES

BUTYRAC® 200 can be applied to registered use areas by ground and aerial application equipment. The following provides recommended methods of application for each crop.

GROUND APPLICATION

Use a standard herbicide boom sprayer that provides uniform and accurate application. Sprayer should be equipped with screens no finer than 50 mesh in the nozzle tips and in-line strainers.

Select a spray volume and delivery system that will ensure thorough and uniform spray coverage. For optimum spray distribution and thorough coverage, use of flat fan nozzles (maximum tip size 8008) with a minimum spray pressure of 30 psi at the nozzle tips is recommended. Other nozzle types that produce coarse spray droplets may not provide adequate coverage of the weeds to ensure optimum control. Raindrop nozzles are not recommended as weed control with BUTYRAC® may be reduced. In general a minimum spray volume of 10 gallons per acre (GPA) is recommended for optimum spray coverage. When using higher speed equipment, a maximum speed of 10 mph is suggested if field conditions cause excessive boom movement during application and subsequent poor spray coverage. Ground applications made when dry, dusty field conditions exist may provide reduced weed control in wheel track areas.

Do not apply with a nozzle height greater than 4 feet above the crop canopy.

AERIAL APPLICATION

Use orifice discs, cores and nozzle types and arrangements that will provide for optimum spray distribution and maximum coverage. In general a minimum spray volume of 5 GPA and a maximum pressure of 40 psi are recommended.

The boom length must not exceed 75% of the wingspan or 90% of the rotor blade diameter.

Release spray at the lowest height consistent with efficacy and flight safety. Do not release spray at a height greater than 10 feet above the crop canopy. When applications are made with a crosswind, the swath will be displaced downwind. The applicator must compensate for this displacement at the downwind edge of the application area by adjusting the path of the aircraft upwind.

MIXING INSTRUCTIONS

BUTYRAC® ALONE: Fill the spray tank 1/2 to 3/4 full with clean water. Begin agitation and add the specified amount of BUTYRAC® 200. Add water to the spray tank to the desired level. Maintain sufficient agitation to ensure a uniform spray mixture during application.

TANK MIXTURES: BUTYRAC® 200 can be applied in tank mixture with other herbicides registered for use on approved crops. Refer to the specific crop section for rate directions and other restrictions. To apply BUTYRAC® 200 in mixture with another product, fill the spray tank 1/2 to 3/4 full with clean water and begin agitation. If tankmixing with wettable powder, soluble powder, flowable or dry flowable products, add the powder or flowable product first. After the other herbicide is thoroughly mixed with water, add the recommended amount of BUTYRAC® 200 and add water to the spray tank to the desired level. If tankmixing with other product types, add the BUTYRAC® 200 first before adding the other product. Always mix one product in water thoroughly before adding another product or compatibility problems may occur. Never mix two products together without first mixing in water.

Maintain sufficient agitation while mixing and during application to ensure a uniform spray mixture. If spray mixture is allowed to remain without agitation for short periods of time, be sure to agitate until uniformly mixed before application.

COMPATIBILITY

Evaluate tank mixtures not listed on this label for compatibility and crop safety on a small area before applying to the entire field.

BUTYRAC® 200 may form an insoluble precipitate in very hard water. If you expect to mix BUTYRAC® 200 with very hard water, test compatibility by mixing a small amount of BUTYRAC® 200 in the proposed dilution ratios, shake and observe. A compatibility agent approved for use on growing crops such as UNITE or E-Z MIX may be tested to reduce precipitation. Whenever hard water is used to dilute BUTYRAC® 200, spray immediately and do not allow spray mixture to sit overnight.

Spray tank residues of 2,4-D or M previously used to apply these chemicals before applying BUTYRAC® 200 B

Local conditions may affect the use of advice in selecting treatments from

INJURY TO CROPS FROM THIS

Crop varieties vary in response to 2,4-D. Consult your Extension Service, or qualified crop

Be sure that use of this product does not cause crop losses from susceptible crops. Th

BUTYRAC® 200 Broadleaf Herbicide

COMMON NAME

velvetleaf
Virginia copperleaf
prickly sida (teaweed)
common ragweed
threeseed croton (goatweed)
lambsquarters
wild mustard
field pennycress
jimsonweed
devilsclaw
pigweed
morningglory
cocklebur
curled dock
Russian thistle
yellow rocket
smartweed
sicklepod**

*Growth of larger weeds will be affected.
**Sicklepod may only be partially controlled.



PRODUCT INFORMATION

Spray tank residues of 2,4-D or MCPA mixed with BUTYRAC® 200 Broadleaf Herbicide can cause serious crop or ornamental plant injury. A sprayer previously used to apply these chemicals must be thoroughly cleaned with alkali and water before applying BUTYRAC® 200. Be sure sprayer is clean before applying BUTYRAC® 200 Broadleaf Herbicide.

Local conditions may affect the use of herbicides. Consult your State Agricultural Experiment Station, Farm Advisors, or Extension Weed Specialists for advice in selecting treatments from this label to best fit local conditions.

INJURY TO CROPS FROM THIS HERBICIDE MAY OCCUR.

Crop varieties vary in response to 2,4-DB and some are easily injured. Apply BUTYRAC® 200 only to varieties known to be tolerant to 2,4-DB. If you are uncertain concerning tolerant varieties or local use situations that may affect crop tolerance to 2,4-DB, consult your seed company, State Agricultural Extension Service, or qualified crop consultant for advice.

Be sure that use of this product conforms to all applicable laws, rules, and regulations. Certain states have restrictions pertaining to application distances from susceptible crops. The applicator must become familiar with these laws, rules, or regulations and follow them exactly.

WEED LIST

BUTYRAC® 200 Broadleaf Herbicide alone will control or suppress the following weeds depending on weed size.

COMMON NAME	BOTANICAL NAME	MAXIMUM WEED HEIGHT*
velvetleaf	<i>Abutilon theophrasti</i>	1 inch
Virginia copperleaf	<i>Acalypha virginica</i>	1 inch
prickly sida (teaweed)	<i>Sida spinosa</i>	1 inch
common ragweed	<i>Ambrosia artemisiifolia</i>	1 inch
threeseed croton (goatweed)	<i>Croton lindheimeranus</i>	1 inch
lambquarters	<i>Chenopodium album</i>	1 inch
wild mustard	<i>Sinapis arvensis</i>	1 inch
field pennycress	<i>Thlaspi arvense</i>	1 inch
jimsonweed	<i>Datura stramonium</i>	1.5 inches
devilsclaw	<i>Proboscidea louisianica</i>	2 inches
pigweed	<i>Amaranthus</i> spp.	3 inches
morningglory	<i>Ipomoea</i> spp.	36 inches
cocklebur	<i>Xanthium</i> spp.	36 inches
curled dock	<i>Rumex crispus</i>	3 inches
Russian thistle	<i>Salsola kali</i>	3 inches
yellow rocket	<i>Barbarea vulgaris</i>	3 inches
smartweed	<i>Polygonum</i> spp.	3 inches
sicklepod**	<i>Cassia obtusifolia</i> (L.)	2 inches

*Growth of larger weeds will be only suppressed.

**Sicklepod may only be partially controlled. Repeat applications of BUTYRAC® 200 Broadleaf Herbicide may be necessary for control.

PRODUCT	
Preplant through pre-emergence	
BUTYRAC® 200 + Non-ionic surfactant	0.
Postemergence broadcast (over the top)	
BUTYRAC® 200	0.
Postemergence directed band	
BUTYRAC® 200	0.

SOYBEANS**BUTYRAC® 200 Broadleaf Herbicide Directions**

PRODUCT	RATE	APPLICATION TIMING AND SPECIFIC COMMENTS	
		CROP	WEEDS
Preplant through pre-emergence BUTYRAC® 200 + Non-ionic surfactant	0.7–0.9 pint/A + 0.5% V/V	Apply to soybeans before planting or before crop emergence.	For control of emerged cocklebur, annual morningglories and other susceptible broadleaf weeds, apply when weeds are small and actively growing (see "WEED LIST"). BUTYRAC® 200 may not give complete control of larger overwintered mustards. Best results will be achieved by adding a non-ionic surfactant at a 0.5% V/V to the spray tank when making a preplant or preemergence application of BUTYRAC® 200.
Postemergence broadcast (over the top) BUTYRAC® 200	0.7–0.9 pint/A	Apply to soybeans grown in the Southern states only from 7 to 10 days before bloom up to mid-bloom when soybeans are about knee-high and growing actively. Soybean foliage should be dark green indicating that nodulation and nitrification are under way. Postemergence broadcast application at these rates prior to or after this application timing is not recommended as reduced flowering and yield may result. DO NOT APPLY BUTYRAC® 200 postemergence broadcast to soybeans grown in the midwest states of IA, IL, IN, KS, KY (except the Purchase area), MO (except the MO bootheel), MI, MN, NE, ND, OH, SD and WI.	For control of emerged cocklebur, annual morningglories and other susceptible broadleaf weeds, apply when weeds are small and actively growing (see "WEED LIST").
Postemergence directed band BUTYRAC® 200	0.7–1.6 pints/A	Apply when soybeans are 8 or more inches tall with sprayer nozzles mounted to insure proper placement of spray on only the lower 1/3 of the soybean plants. Do not allow spray to contact growing terminals of beans as excessive crop injury will result. Do not mount nozzles on booms with drop pipes or on cultivators without gauge wheels. Use flat fan type nozzles, 8001 or larger or the equivalent with nozzle pressure less than 30 psi and at least 10 gallons of spray volume per acre.	To control emerged cocklebur and annual morningglories up to 3 inches tall, apply 0.7 to 0.9 pint/A per broadcast acre as a directed band treatment. To control other susceptible broadleaf weeds up to 1 inch tall, apply 1.4 to 1.6 pints per broadcast acre as a directed band treatment. Apply no more than 2 higher rate applications per season to reduce the potential for crop stunting.

Applying tank mixtures of BUTYRAC® 200 to soybean populations and can improve weed control in fields with heavy broadleaf weed populations in any other manner not directed on this label should be balanced against any potential yield loss. Always follow the label directions for weed control authority. Always follow the label directions for weed control authority.

PRODUCT	RATE
BUTYRAC® 200 + Gramoxone® Extra + Non-ionic surfactant	0.5 1.5 ()
BUTYRAC® 200 + Prowl® + Non-ionic surfactant	0.7 1.0 ()
BUTYRAC® 200 + Roundup® or Honcho® + Non-ionic surfactant	0.5 1– 0.5
BUTYRAC® 200 + Pursuit® Plus + Non-ionic surfactant	0.5 2 0
BUTYRAC® 200 + Scepter® –OR– Scepter® 70DG + Non-ionic surfactant	0.5 0 : 0
BUTYRAC® 200 + Squadron® + Non-ionic surfactant	0.5 : 0
BUTYRAC® 200 + Basagran®	; 1.5

plant injury. A sprayer sure sprayer is clean

1 Weed Specialists for

t to 2,4-DB. If you are any, State Agricultural

ng to application dis-

HEIGHT*

ontrol.

TANK MIXTURES OF BUTYRAC® 200 BROADLEAF HERBICIDE AND OTHER HERBICIDES IN SOYBEANS

Applying tank mixtures of BUTYRAC® 200 Broadleaf Herbicide with other soybean herbicides as directed below can reduce competition from early weed populations and can improve weed control or control mid-to-late-season weed populations, thus minimizing the likelihood of yield reduction in soybean fields with heavy broadleaf weed infestations. However, treating soybeans under stress (as from drought or disease such as Phytophthora root rot) or in any other manner not directed on this label, can cause crop injury and yield reduction. The advantage of treating weeds with an appropriate tank mixture should be balanced against any potential for loss. Follow the local recommendations of your State Cooperative Extension Service or other agricultural weed control authority. Always follow the recommendations of any product used in tank mixture with BUTYRAC® 200.

PRODUCT	RATE	APPLICATION TIMING AND SPECIFIC COMMENTS	
		CROP	WEEDS
BUTYRAC® 200 + Gramoxone® Extra + Non-ionic surfactant	0.5–0.75 pint/A + 1.5–5 pints/A + 0.5% V/V	Apply before planting or before soybean emergence. Do not apply this tank mixture after crop emergence.	For improved control of emerged annual morningglories, common cocklebur, marehail and other problem weeds, apply to small actively growing weeds. Refer to the Gramoxone® Extra label for full list of weed species controlled and specific application stage and rate recommendations.
BUTYRAC® 200 + Prowl® + Non-ionic surfactant	0.7–0.9 pint/A + 1.0–3.0 pints/A + 0.5% V/V	Apply up to 45 days prior to soybean planting. Do not apply a BUTYRAC® 200 + Prowl tank mixture at or after planting North of Interstate 80. Surface applications of Prowl tank mixtures North of Interstate 80 require at least 1 inch rainfall or mechanical incorporation prior to planting or crop injury may result. Do not apply this tank mixture after crop emergence.	For control of emerged cocklebur, annual morningglories and other susceptible broadleaf weeds, apply when broadleaf weeds are actively growing and small (see "WEED LIST"). BUTYRAC® 200 mixtures may not give complete control of larger overwintered mustards. Best results will be achieved by adding a non-ionic surfactant to the spray tank when making a preplant application.
BUTYRAC® 200 + Roundup® or Honcho® + Non-ionic surfactant	0.5–0.75 pint/A + 1–1.5 pints/A + 0.5–1.0% V/V	Apply before planting or before soybean emergence. Do not apply this tank mixture after crop emergence.	For improved control of emerged annual morningglories, common cocklebur and other problem weeds, apply to small actively growing weeds. Refer to the Roundup or Honcho labels for specific rate recommendations, application stage and weed species controlled.
BUTYRAC® 200 + Pursuit® Plus + Non-ionic surfactant	0.5–0.75 pint/A + 2.5 pints/A + 0.25% V/V	Apply before planting or before soybean emergence. Do not apply this tank mixture after crop emergence.	For improved control of emerged mustards, field pennycress and other problem weeds, apply when broadleaf weeds are actively growing and small (see "WEED LIST").
BUTYRAC® 200 + Scepter® –OR– Scepter® 70DG + Non-ionic surfactant	0.5–0.75 pint/A + 0.66 pint/A –OR– 2.8 oz./A + 0.25% V/V	Apply before planting or before soybean emergence. Do not apply this tank mixture after crop emergence.	For improved control of emerged mustards, field pennycress and other problem weeds, apply when broadleaf weeds are actively growing and small (see "WEED LIST").
BUTYRAC® 200 + Squadron® + Non-ionic surfactant	0.5–0.75 pint/A + 3 pints/A + 0.25% V/V	Apply before planting or before soybean emergence. Do not apply this tank mixture after crop emergence.	For improved control of emerged mustards, field pennycress and other problem weeds, apply when broadleaf weeds are actively growing and small (see "WEED LIST").
BUTYRAC® 200 + Basagran®	2 fl. oz./A + 1.5–2 pints/A	Apply postemergence to soybeans. Under certain conditions soybean foliage may burn, crinkle and bronze following application.	To improve control of annual morningglories, apply to morningglory vines up to 6 inches long in the Southern states of AL, AR, FL, GA, LA, MS, NC, OK, SC, TN, TX and VA or a maximum of 10 inches long in all other states.

(continued)



**TANK MIXTURES OF BUTYRAC® 200 BROADLEAF HERBICIDE
AND OTHER HERBICIDES IN SOYBEANS (cont.)**

PRODUCT	RATE	APPLICATION TIMING AND SPECIFIC COMMENTS	
		CROP	WEEDS
BUTYRAC® 200 + Blazer®	2 fl. oz./A + 1.5–2 pints/A	Apply postemergence to soybeans. Under certain conditions, soybean foliage may burn, crinkle and bronze following application. Soybean yield may be reduced. Do not add surfactant or crop oil to this mixture as increased crop injury may result.	To improve control of larger morningglories, cocklebur, common ragweed, jimsonweed and pigweed, apply when weeds are actively growing and before they are 12 inches tall or long.
BUTYRAC® 200 + Reflex®	2–3 fl. oz./A + 1–1 1/2 pints/A	Apply postemergence to soybeans. Under certain conditions bronzing, crinkling or spotting of soybean foliage may occur.	For improved control of annual morningglories, giant ragweed and cocklebur, apply to actively growing weeds in the seedling stage of growth.
BUTYRAC® 200 + Lorox®	0.8 pint/A + 1 pint/A	Apply to soybeans as a directed band treatment only when soybeans are at least 8 inches high. Do not spray higher than 3 inches on the soybean stem or unacceptable crop injury may result. Do not spray over the top of soybean plants.	For postemergence control of annual morningglories, sicklepod, teaweed, cocklebur and sesbania, apply when weeds do not exceed 4 inches in height. A second application may be necessary, but do not make more than 2 applications per season.
BUTYRAC® 200 + Sencor® DF	0.9 pint/A + 0.33–0.66 lb./A	Apply to soybeans as a directed band treatment only when soybeans are at least 8 inches high, with spray or nozzles mounted to insure proper placement of spray on no more than the lower 1/3 of the soybean plants. Do not apply directly to soybean plants or serious crop injury will occur. Soybean leaves contacted by spray will be killed. Follow all variety restrictions on the full Sencor® DF label.	For improved control of cocklebur, annual morningglories and other broadleaf weeds, apply before weeds are 3 inches tall. A non-ionic surfactant may be added to improve broadleaf weed control.
BUTYRAC® 200 + Pursuit	2–3 fl. oz./A + 4 fl. oz./A	Apply postemergence to soybeans. Apply anytime after soybean emergence but no later than 85 days before soybean harvest.	To improve control of morningglories, common ragweed, and giant ragweed. See Pursuit label for weeds controlled, and use precautions.
BUTYRAC® 200 + Classic®	1–2 fl. oz./A + 1/2 oz./A	Apply postemergence to soybeans. Apply after first trifoliolate has opened but no later than 60 days before soybean maturity.	Provides improved control of most annual broadleaf weeds, including morningglories, and common lambsquarters, compared to Classic alone. See Classic label for weeds controlled and precautions.
BUTYRAC® 200 + Scepter® O.T. + Nonionic surfactant	1–2 fl. oz./A + 1.0 pint/A + 0.25% V/V	Apply postemergence to soybeans. Apply anytime after soybean emergence but no later than 90 days before soybean harvest.	Provides improved control of morningglories compared to Scepter O.T. alone. Check Scepter O.T. label for weeds controlled and precautions.

RESTRICTIONS AND LIMITATIONS FOR USE ON SOYBEANS

- Beans stressed by drought or other influences should not be sprayed.
- Do not use this product on soybeans that show symptoms of disease such as Phytophthora root rot.
- Do not graze or feed soybean hay within 60 days after application of BUTYRAC® 200 tank mix application.
- Do not harvest soybeans within 60 days after spray application.
- Do not treat soybeans with a tank mixture of BUTYRAC® 200 Broadleaf Herbicide and SEVIN® Carbaryl Insecticide as severe injury may result.
- When preplant through preemergence treatment is followed with a BUTYRAC® 200 postemergence application, the cumulative rate should not exceed 1.6 pints per acre per season.
- Follow all restrictions and limitations of any product used in tank mixture with BUTYRAC® 200.
- Do not use BUTYRAC® 200 alone or in tank mixture as a preplant through preemergence application to soybeans in California.

PRODUCT	
BUTYRAC® 200	0.8
	0.8-

TAI

PRODUCT	
BUTYRAC® 200 + Pursuit® + Nonionic surfactant	0.8- 2- 0.
BUTYRAC® 200 + Classic® + Nonionic surfactant	0 1 0.
BUTYRAC® 200 + Starfire®	0.5 1

RESTRICTIONS AND LIMITATION

- Do not feed treated peanut vines
- Do not apply BUTYRAC® 200 Bro
- Do not apply to peanuts within 60

PEANUTS

BUTYRAC® 200 Broadleaf Herbicide Directions

PRODUCT	RATE	APPLICATION TIMING AND SPECIFIC COMMENTS	
		CROP	WEEDS
BUTYRAC® 200	0.8–1.0 pint/A	Apply to peanuts 2 to 12 weeks after planting in the states of AL, AR, FL, GA, LA, NC, MS, SC, TN and VA. In NC, SC and VA, do not apply later than 45 days before harvest.	For control of annual morningglories, cocklebur and other broadleaf weeds, apply when these weeds are small and actively growing (see "WEED LIST"). A second application may be made for late germinating cocklebur and morningglories.
	0.8–1.6 pints/A	Apply to peanuts 2 to 12 weeks after planting in the states of OK, TX and NM only. Do not apply later than 100 days after planting or 30 days before harvest.	For control of annual morningglories and cocklebur, apply 0.8–1.0 pint/A of BUTYRAC® 200 when these weeds are actively growing and before they are 3 inches tall. For optimum control of other susceptible broadleaf weeds (see "WEED LIST"), apply BUTYRAC® 200 at 1.6 pints/A. For optimum prickly sida suppression, make a second application 14 days later.

TANK MIXTURES OF BUTYRAC® 200 BROADLEAF HERBICIDE AND OTHER HERBICIDES IN PEANUTS

PRODUCT	RATE	APPLICATION TIMING AND SPECIFIC COMMENTS	
		CROP	WEEDS
BUTYRAC® 200 + Pursuit® + Nonionic surfactant	0.8–1.6 pints/A + 2–4 fl. oz./A + 0.25% V/V	Apply postemergence to peanuts. Follow restrictions listed above depending on the state.	Will provide enhanced control of morningglories, prickly sida, common and giant ragweed and suppression of 1" tall sicklepod.
BUTYRAC® 200 + Classic® + Nonionic surfactant	0.8 pint/A + 1/2 oz./A + 0.25% V/V	Apply postemergence not less than 60 days after peanuts emerge to within 45 days of peanut harvest. See Classic label for additional restrictions and precautions.	For late-season control of Florida beggarweed, plus morningglories, lambsquarters, and other weeds on the BUTYRAC® 200 Broadleaf Herbicide label.
BUTYRAC® 200 + Starfire®	0.5–1.0 pint/A + 11 fl. oz./A	Apply at ground crack. A second application may be made up to 28 days after ground crack.	Controls or suppresses many annual weeds <6" tall, and provides improved control of cocklebur, sicklepod, and morningglory compared to Starfire alone.

RESTRICTIONS AND LIMITATIONS FOR USE ON PEANUTS

- Do not feed treated peanut vines or peanut hay to livestock.
- Do not apply BUTYRAC® 200 Broadleaf Herbicide if peanut plants are under stress from drought as injury may occur.
- Do not apply to peanuts within 60 days of harvest.

(Seedli

PRODUCT	
BUTYRAC® 200	1-

B

PRODUCT	
BUTYRAC® 200 + Poast®	1-
+ Crop Oil Concentrate	2

morningglories,
d, jimsonweed
eds are actively
12 inches tall or

al morningglories,
, apply to actively
g stage of growth.

f annual morning-
cocklebur and
do not exceed
application may
e more than 2

lebur, annual
adleaf weeds,
hes tall. A non-
d to improve

gglories, common
See Pursuit label
> precautions.

most annual
orningglories, and
pared to Classic
eeds controlled

of morningglories
ne. Check Scepter
d and precautions.

ry may result.
e should not exceed



FORAGE LEGUMES
(Seedling and Established Alfalfa, Seedling Birdsfoot Trefoil)

BUTYRAC® 200 Broadleaf Herbicide Directions

PRODUCT	RATE	APPLICATION TIMING AND SPECIFIC COMMENTS	
		CROP	WEEDS
BUTYRAC® 200	1–3 quarts/A	Apply postemergence to seedling forage legumes and seedling or established alfalfa. Forage legumes should be healthy and actively growing for greatest selectivity. In established alfalfa, twisting of stems and malformation of leaves may occur. Under most conditions this response is usually outgrown. A non-ionic surfactant at 0.25% V/V may be included in seedling alfalfa grown in dry, low humidity areas only. Non-ionic surfactant may cause some twisting of stems and malformation of leaves. This response is usually outgrown under most conditions.	For control of emerged lambsquarters, pigweed, field pennycress, wild mustard, common ragweed, cocklebur, yellow rocket, Russian thistle and annual morningglory species less than 1 inch high, apply BUTYRAC® 200 at 1 to 2 quarts/A. For control of these weeds up to 3 inches tall, apply BUTYRAC® 200 at 2–3 quarts/A. Use the higher rates in dry, low humidity growing areas. For control or suppression of smartweed and curled dock up to 3 inches tall, apply BUTYRAC® 200 at 3 quarts/A. In seedling alfalfa only, the addition of a non-ionic surfactant at 0.25% V/V may improve broadleaf weed control under dry, low humidity conditions. BUTYRAC® 200 may not adequately control overwintered broadleaf weeds including field pennycress and mustards.

FORAGE LEGUMES
(Seedling and Established Alfalfa Only)

BUTYRAC® 200 Broadleaf Herbicide Tank Mixture Directions

PRODUCT	RATE	APPLICATION TIMING AND SPECIFIC COMMENTS	
		CROP	WEEDS
BUTYRAC® 200 + Poast® + Crop Oil Concentrate	1–3 quarts + 1–2.5 pints + 2 pints/A	Apply this tank mix postemergence to seedling and established alfalfa only. Alfalfa should be healthy and actively growing for greatest crop tolerance. Established alfalfa is less tolerant to BUTYRAC® 200 than in the seedling stage of growth. Some yellowing and burning of alfalfa foliage, stem and leaf malformation may occur with this tank mixture. Alfalfa will generally outgrow this response. Balance the severity of your grass and broadleaf weed problem with the potential for crop injury. Do not add non-ionic surfactant, Dash®, UAN solution or ammonium sulfate to this tank mixture.	For control of emerged susceptible broadleaf and grass weeds that are actively growing, refer to the BUTYRAC® 200 forage legume recommendations above and the Poast label for weeds controlled and application timing for full use recommendations.

PRODUCT	RATE
BUTYRAC® 200 + BUCTRIL®	1 1

RESTRICTIONS AND LIMITATIONS

- Do not graze established alfalfa or
- Do not graze or feed seedling alfalfa
- Do not use on clover, peas or other
- Do not apply when crop is stressed
- Do not spray when the temperature is
- Do not add any wetting agents or
- Rainfall or overhead irrigation with
- For irrigated crops, apply BUTYRAC® 200
- Follow all restrictions and precautions

PRODUCT	RATE
BUTYRAC® 200	1–3

RESTRICTIONS AND LIMITATIONS

- Do not graze or harvest treated crops
- Do not use on clover, peas or other
- Do not apply when cover crop is present
- Do not spray when the temperature is
- Do not add any wetting agents or
- Rainfall or overhead irrigation with



FORAGE LEGUMES (Seedling Alfalfa Only)

BUTYRAC® 200 Broadleaf Herbicide Tank Mixture Directions

PRODUCT	RATE	APPLICATION TIMING AND SPECIFIC COMMENTS	
		CROP	WEEDS
BUTYRAC® 200 + BUCTRIL®	1 quart/A + 1 pint/A	Apply in the fall or spring to seedling alfalfa when the majority of the field has a minimum of 4 trifoliate leaves. This tank mixture may result in unacceptable crop leaf burn, especially under warm, humid weather conditions. See BUCTRIL® label for additional precautions and restrictions. Do not use this tank mix on established alfalfa.	This tank mix provides improved control of pigweed, kochia and tansy mustard compared to BUTYRAC® 200 or BUCTRIL alone. Apply when weeds do not exceed the 4-leaf stage, 2 inches in height or 1 inch in diameter, whichever comes first. BUTYRAC® 200 + BUCTRIL tank mixtures will not adequately control overwintered pennycress, henbit and mustards.

RESTRICTIONS AND LIMITATIONS FOR USE ON FORAGE LEGUMES

- Do not graze established alfalfa or feed straw or hay from treated established alfalfa to livestock within 30 days after application.
- Do not graze or feed seedling alfalfa or seedling birdsfoot trefoil within 60 days after application.
- Do not use on clover, peas or other legumes not mentioned above.
- Do not apply when crop is stressed from lack of moisture.
- Do not spray when the temperature exceeds 90°F and/or is predicted to exceed 90°F during the three days following application.
- Do not add any wetting agents or detergents to the spray solution unless as specified on this label.
- Rainfall or overhead irrigation within 7–10 days following a BUTYRAC® 200 application can cause unacceptable crop injury.
- For irrigated crops, apply BUTYRAC® 200 as soon as possible after irrigation. Delay the next irrigation for 7–10 days after spraying.
- Follow all restrictions and precautions of any product used in tank mixture with BUTYRAC® 200.

CONSERVATION RESERVE PROGRAM AREAS

BUTYRAC® 200 Broadleaf Herbicide Directions

PRODUCT	RATE	APPLICATION TIMING AND SPECIFIC COMMENTS	
		CROP	WEEDS
BUTYRAC® 200	1–3 quarts/A	Apply postemergence to Conservation Reserve Program areas containing grasses which are tillering or have a minimum of 6 leaves and forage legumes (seedling or established alfalfa and seedling birdsfoot trefoil) which are emerged, healthy and actively growing. Temporary twisting of stems and malformation of forage legume leaves may occur following treatment.	For control of lambsquarters, pigweed, field pennycress, wild mustard, common ragweed, cocklebur, yellow rocket, Russian thistle, and annual morningglory species less than 1 inch tall, apply BUTYRAC® 200 at 1 to 2 quarts/A. For control of these weeds up to 3 inches tall, apply BUTYRAC® 200 at 2–3 quarts/A. Use the higher rates in dry, low humidity areas. For control or suppression of smartweed and curled dock up to 3 inches tall, apply BUTYRAC® 200 at 3 quarts/A.

RESTRICTIONS AND LIMITATIONS FOR USE ON CONSERVATION RESERVE PROGRAM (CRP)

- Do not graze or harvest treated CRP areas.
- Do not use on clover, peas or other legumes not mentioned above.
- Do not apply when cover crop is stressed from lack of moisture.
- Do not spray when the temperature exceeds 90°F and/or is predicted to exceed 90°F during the three days following application.
- Do not add any wetting agents or detergents to the spray solution.
- Rainfall or overhead irrigation within 10 days following a BUTYRAC® 200 application can cause unacceptable legume injury.

The DIRECTIONS FOR USE of this product shall be followed carefully. Crop injury, ineffectiveness or other materials. All such risks are assumed by the user.

ALBAUGH, INC., its Supplemental Distributors, and the Seller, in no case shall be liable for damages resulting from the use or handling of this product, and the Seller may be varied only by agreement in writing. **APPLICABLE LAW, NEITHER ALBAUGH, INC., ITS SUPPLEMENTAL DISTRIBUTORS, NOR THE SELLER, SHALL BE LIABLE FOR DAMAGES RESULTING FROM THE USE OR HANDLING OF THIS PRODUCT, AND THE SELLER MAY BE VARIED ONLY BY AGREEMENT IN WRITING.**

TO THE EXTENT CONSISTENT WITH APPLICABLE LAW, IN NO CASE SHALL ALBAUGH, INC., ITS SUPPLEMENTAL DISTRIBUTORS, NOR THE SELLER, BE LIABLE FOR DAMAGES RESULTING FROM THE USE OR HANDLING OF THIS PRODUCT, AND THE SELLER MAY BE VARIED ONLY BY AGREEMENT IN WRITING.

No employee or agent of ALBAUGH, INC. shall be liable for damages resulting from the use or handling of this product, and the Seller may be varied only by agreement in writing.

Butciril® and Sevin® are registered trademarks of Valent USA Corporation. Butyrac® and AgriStar® are registered trademarks of Valent USA Corporation. Gramoxone®, Reflex®, and Starfire® are registered trademarks of Valent USA Corporation. Basagran®, Blazer®, Dash®, Poast®, Roundup®, and Honcho® are registered trademarks of Valent USA Corporation. Classic® is a registered trademark of Valent USA Corporation. Lorox® is a registered trademark of Valent USA Corporation. Sencor® DF is a registered trademark of Valent USA Corporation.

lambquarters, pig-mustard, common cocklebur, Russian thistle, and other species less than 1 inch tall. Apply BUTYRAC® 200 at 1 to 2 quarts/A. For control of these weeds up to 3 inches tall, apply BUTYRAC® 200 at 2–3 quarts/A. Use the higher rates in dry, low humidity areas.

For control or suppression of smartweed and curled dock up to 3 inches tall, apply BUTYRAC® 200 at 3 quarts/A.

In addition to a non-flammable herbicide, it may improve crop yield in dry, low humidity areas. It may not adequately control weeds including smartweed and curled dock.

Apply BUTYRAC® 200 to suitable broadleaf weeds actively growing, including forage legumes. Use the Poast label for application timing for

CONDITIONS OF SALE AND WARRANTY

The DIRECTIONS FOR USE of this product reflect the opinion of experts based on field use and tests. The directions are believed to be reliable and must be followed carefully. Crop injury, ineffectiveness, or other unintended consequences may result because of such factors as weather conditions or presence of other materials. All such risks shall be assumed by the Buyer.

ALBAUGH, INC., its Supplemental Distributors and the Seller warrant that this product conforms to the chemical description on the label and is reasonably fit for the purposes referred to in the Directions for Use subject to the inherent risks referred to above. **TO THE EXTENT CONSISTENT WITH APPLICABLE LAW, NEITHER ALBAUGH, INC. NOR ITS SUPPLEMENTAL DISTRIBUTORS MAKE ANY OTHER EXPRESS OR IMPLIED WARRANTY OF FITNESS FOR ANY PARTICULAR PURPOSE OR OF MERCHANTABILITY OR ANY OTHER EXPRESS OR IMPLIED WARRANTY. THIS WARRANTY DOES NOT EXTEND TO, AND THE BUYER SHALL BE SOLELY RESPONSIBLE FOR, ANY AND ALL LOSS OR DAMAGE WHICH RESULTS FROM THE USE OF THIS PRODUCT IN ANY MANNER WHICH IS INCONSISTENT WITH THE LABEL DIRECTIONS.**

TO THE EXTENT CONSISTENT WITH APPLICABLE LAW, BUYER'S EXCLUSIVE REMEDY AND THE EXCLUSIVE LIABILITY OF ALBAUGH, INC., ITS SUPPLEMENTAL DISTRIBUTORS AND THE SELLER FOR ANY AND ALL CLAIMS, LOSSES, DAMAGES, OR INJURIES RESULTING FROM THE USE OR HANDLING OF THIS PRODUCT, WHETHER OR NOT BASED IN CONTRACT, NEGLIGENCE, STRICT LIABILITY IN TORT OR OTHERWISE, SHALL BE LIMITED, AT THE MANUFACTURER'S OPTION, TO REPLACEMENT OF OR THE REPAYMENT OF THE PURCHASE PRICE FOR THE QUANTITY OF PRODUCT WITH RESPECT TO WHICH DAMAGES ARE CLAIMED. When Buyer suffers losses or damages resulting from the use or handling of this product (including claims based on contract, negligence, strict liability, or other legal theories), Buyer must promptly notify Seller in writing of any claims to be eligible to receive either remedy stated above. **TO THE EXTENT CONSISTENT WITH APPLICABLE LAW, IN NO CASE SHALL ALBAUGH, INC., ITS SUPPLEMENTAL DISTRIBUTORS, OR THE SELLER BE LIABLE FOR CONSEQUENTIAL, SPECIAL OR INDIRECT DAMAGES RESULTING FROM THE USE OR HANDLING OF THIS PRODUCT.** ALBAUGH, INC., its Supplemental Distributors, and the Seller offer this product, and the Buyer accepts it, subject to the foregoing Conditions of Sale and Warranty, which may be varied only by agreement in writing signed by a duly authorized representative of ALBAUGH, INC.

No employee or agent of ALBAUGH, INC., its Supplemental Distributor, or the Seller is authorized to vary or exceed the terms of this Warranty in any other manner.

Buctril® and Sevin® are registered trademarks of Aventis Crop Science.
 Butyrac® and AgriStar® are registered trademarks of Albaugh, Inc.
 Gramoxone®, Reflex®, and Starfire® are registered trademarks of Syngenta Crop Protection, Inc.
 Basagran®, Blazer®, Dash®, Poast®, Prowl®, Pursuit Plus®, Scepter®, and Squadron® are registered trademarks of BASF Ag Products.
 Roundup® and Honcho® are registered trademarks of Monsanto Company.
 Classic® is a registered trademark of E.I. DuPont de Nemours Co., Inc.
 Lorox® is a registered trademark of Griffin, LLC.
 Sencor® DF is a registered trademark of Bayer Crop Protection.

ed control of
 jstard compared
 L alone. Apply
 ie 4-leaf stage,
 diameter, which-
 200 + BUCTRIL
 ely control over-
 nd mustards.

pigweed, field
 nnon ragweed,
 ian thistle, and
 ess than 1 inch
 1 to 2 quarts/A.
 to 3 inches tall,
 quarts/A. Use the
 ty areas.
 smartweed and
 l, apply



Controls Broadleaf Weeds

Manufactured by:
ALBAUGH, I
 1525 NE 36th Stre
 Ankeny, Iowa 500

**FOR CHEMICAL SPILL
 FIRE, OR EXPOSURE,
 CHEMTREC (800) 424-**

AD081810

Job #63537

be reliable and must
r conditions or pres-

label and is reason-
**ONSISTENT WITH
OR IMPLIED WAR-
LIED WARRANTY.
LOSS OR DAMAGE
DIRECTIONS.**

**ITY OF ALBAUGH,
NJURIES RESULT-
RICT LIABILITY IN
PAYMENT OF THE
yer suffers losses or
egal theories), Buyer
**TENT WITH APPLI-
BLE FOR CONSE-
ALBAUGH, INC., its
and Warranty, which****

Warranty in any other

s.

Manufactured by:

ALBAUGH, INC.

1525 NE 36th Street
Ankeny, Iowa 50021

**FOR CHEMICAL SPILL, LEAK,
FIRE, OR EXPOSURE, CALL
CHEMTREC (800) 424-9300**

AD081810

Job #63537



BUTYRAC[®] 200

Broadleaf Herbicide

Controls Broadleaf Weeds in Soybeans, Peanuts, Seedling and Established Alfalfa, and Seedling Birdfoot Trefoil

ACTIVE INGREDIENT: 4-(2,4-Dichlorophenoxy)butyric acid, dimethylamine salt* . . . 25.9%
OTHER INGREDIENTS 74.1%
TOTAL 100.0%
*4-(2,4-Dichlorophenoxy)butyric acid equivalent 22.0% by weight or 2 pounds per gallon.
EPA Reg. No. 42750-38 EPA Est. No. 42750-MO-1

**KEEP OUT OF REACH OF CHILDREN
DANGER – PELIGRO**

Si usted no entiende la etiqueta, busque a alguien para que se la explique a usted en detalle.
(If you do not understand the label, find someone to explain it to you in detail.)

FIRST AID

IF IN EYES:	<ul style="list-style-type: none"> • Hold eye open and rinse slowly and gently with water for 15-20 minutes. • Remove contact lenses, if present, after the first 5 minutes, then continue rinsing eye. • Call a poison control center or doctor for treatment advice.
IF SWALLOWED:	<ul style="list-style-type: none"> • Call poison control center or doctor immediately for treatment advice. • Have person sip a glass of water if able to swallow. • Do not induce vomiting unless told to do so by the poison control center or doctor. • Do not give anything by mouth to an unconscious person.
IF ON SKIN OR CLOTHING:	<ul style="list-style-type: none"> • Take off contaminated clothing. • Rinse skin immediately with plenty of water for 15-20 minutes. • Call a poison control center or doctor for treatment advice.
IF INHALED:	<ul style="list-style-type: none"> • Move person to fresh air. • If person is not breathing, call 911 or an ambulance, then give artificial respiration, preferably by mouth-to-mouth, if possible. • Call a poison control center or doctor for further treatment advice.

HOT LINE NUMBER

Have the product container or label with you when calling a poison control center or doctor, or going for treatment. You may also contact 1-800-424-9300 for emergency medical treatment information.

NOTE TO PHYSICIAN: Probable mucosal damage may contraindicate the use of gastric lavage.

See inside booklet for additional PRECAUTIONARY STATEMENTS.

