

# Supplemental Report

2014

## Wyoming Youth and Alcohol

### ENFORCING UNDERAGE DRINKING LAWS GRANT COMMUNITIES:

---

Casper, Cheyenne, Douglas, Gillette,  
Hot Springs Co, Jackson, Kemmerer,  
Lander, Laramie, Lincoln Co, Powell,  
Rawlins, Riverton, Rock Springs,  
Sheridan, Teton Co, Torrington,  
University of Wyoming

**Wyoming Association of Sheriffs  
and Chiefs of Police**

# Wyoming Association of Sheriffs and Chiefs of Police

## Youth and Alcohol Data - 2014: Supplemental Report Enforcing Underage Drinking Laws Grant Programs

Casper, Cheyenne, Douglas, Gillette, Hot Springs County, Jackson, Kemmerer, Lander,  
Laramie, Lincoln County, Powell, Rawlins, Riverton, Rock Springs, Sheridan, Teton  
County, Torrington, University of Wyoming

**JULY 2015**

This project was accomplished with grant funding provided by the Wyoming Department of Health – Mental Health and Substance Abuse Services Division (Enforcing Underage Drinking Laws and Prevention for Success Program Grants) and by the Wyoming Department of Transportation – Highway Safety Office.

The Wyoming Association of Sheriffs and Chiefs of Police managed both program grants and collected the data contained in this report. Johnson and Associates developed the master database, assembled and analyzed the data. The report was authored by Ernest L. Johnson, Director of Services.

# Wyoming Youth and Alcohol - 2014 Supplemental Report

---

## INTRODUCTION

This report contains data pertaining to law enforcement arrests of youth involved with alcohol in Wyoming. These statistics were collected in eighteen EUDL and WYDOT grant-funded communities in Wyoming for a period of twelve months (January 1 through December 31, 2014) by the Wyoming Association of Sheriffs and Chiefs of Police. Information was collected from adults and underage youth who were arrested and subsequently detained in a county detention facility, as well as from juveniles who were cited and released.

This report provides detailed community specific information and is a supplement to the Wyoming Youth and Alcohol – 2014<sup>1</sup> report.

## TABLE OF CONTENTS

1. CASPER.....	1-3
2. CHEYENNE.....	4-6
3. DOUGLAS .....	7-9
4. GILLETTE .....	10-12
5. HOT SPRINGS COUNTY.....	13-15
6. JACKSON.....	16-18
7. KEMMERER.....	19-20
8. LANDER.....	21-23
9. LARAMIE.....	24-26
10. LINCOLN COUNTY.....	27-29
11. POWELL .....	30-32
12. RAWLINS.....	33-35
13. RIVERTON.....	36-38
14. ROCK SPRINGS .....	39-41
15. SHERIDAN.....	42-44
16. TETON COUNTY.....	45-47
17. TORRINGTON.....	48-50
18. UNIVERSITY OF WYOMING .....	51-53
19. ACKNOWLEDGEMENTS.....	54

---

<sup>1 1</sup> A PDF copy of the main report can be downloaded at <http://wascop.com> and <http://jandaconsulting.com>

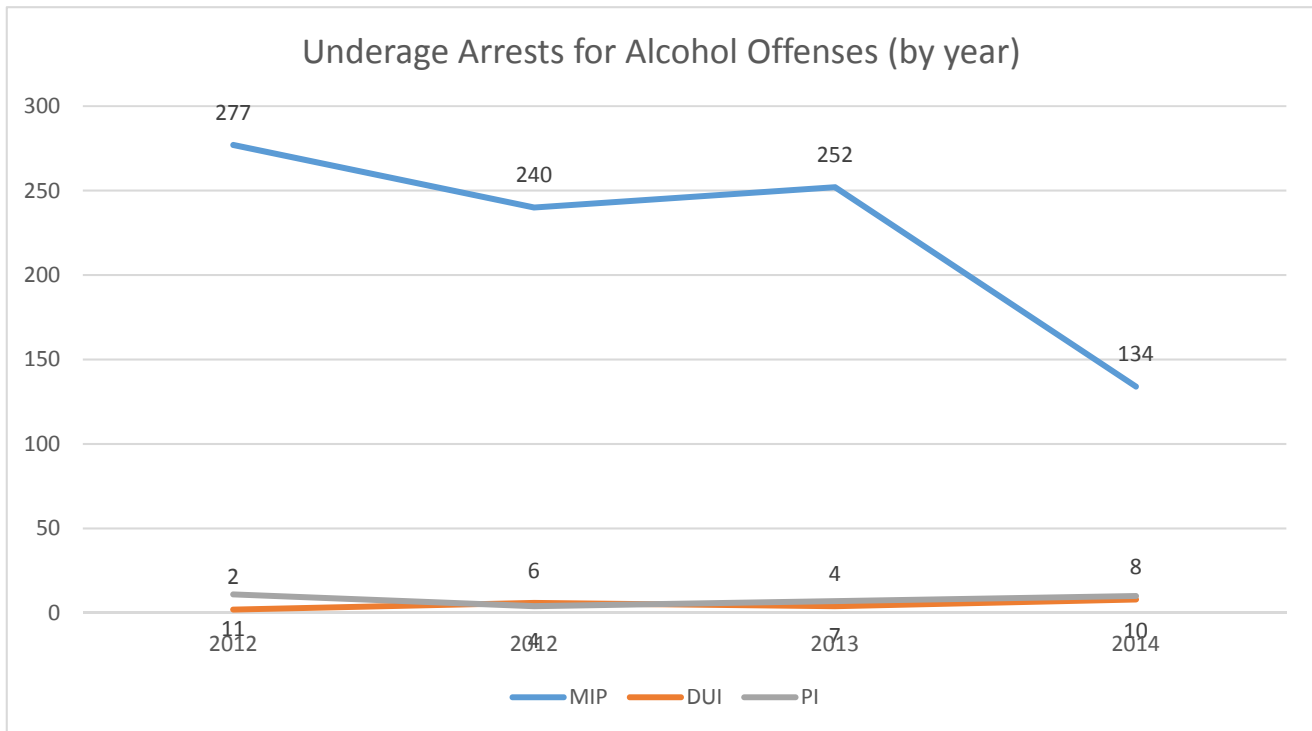
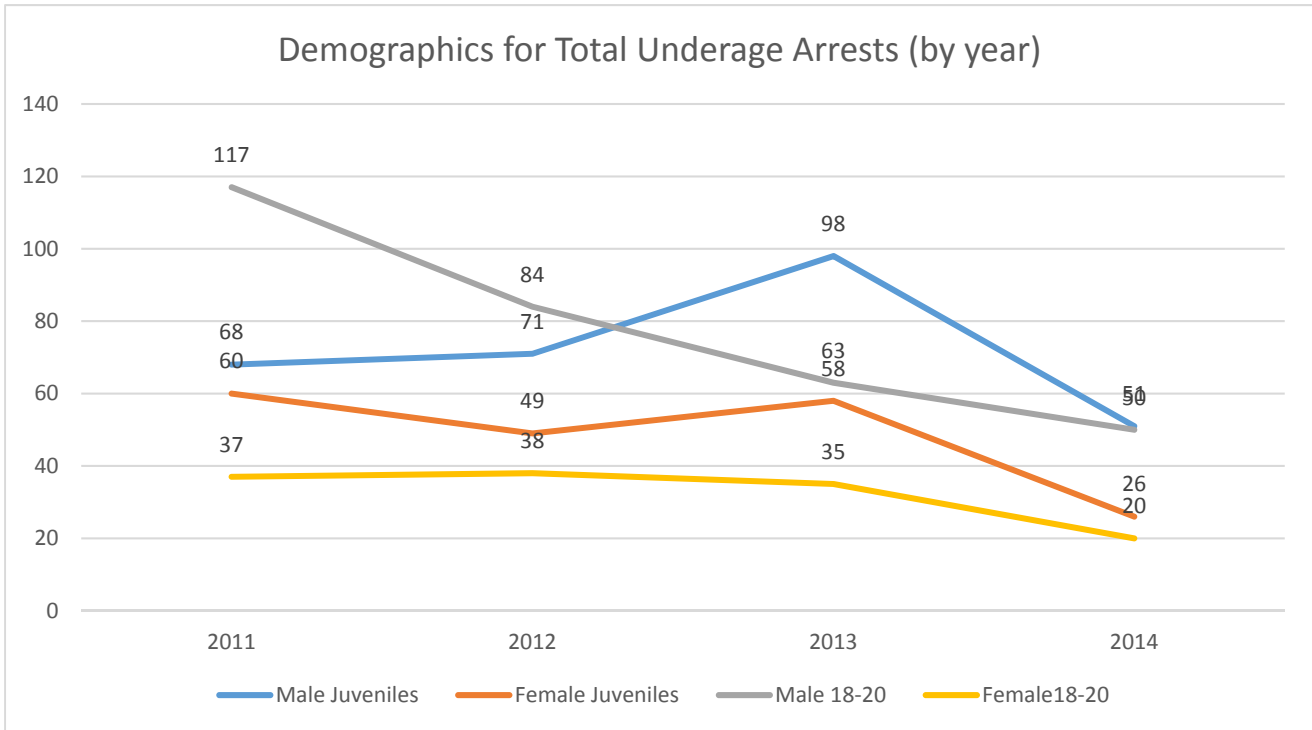
Casper: January -December 2014

	Jan.	Feb.	Mar.	Apr.	May	Jun.	Jul.	Aug.	Sep.	Oct.	Nov.	Dec.	Totals & Ave.
<b>Total Arrests</b>	<b>19</b>	<b>15</b>	<b>7</b>	<b>14</b>	<b>11</b>	<b>6</b>	<b>14</b>	<b>16</b>	<b>12</b>	<b>2</b>	<b>24</b>	<b>9</b>	<b>149</b>
Arrest	7	3	2	1	5	1	2	1	5	1	4	2	34
Cite/Release	12	12	5	13	6	5	12	15	7	1	20	7	115
<b>Day of Week</b>													
Monday			2	2	2		1		1		4	1	13
Tuesday	1	2		1			6	2			3	2	17
Wednesday	4	1	1			2	3		3		1	3	18
Thursday	1				4	1	1		1		3		11
Friday	3	6		1	3	1		7	1		2	1	25
Saturday	6	1	3	3	2	1	1	4	1		6	1	29
Sunday	4	5	1	7		1	2	3	5	2	5	1	36
<b>Time</b>													
10am-4pm		4		3				4			4		15
4pm-10pm	1			1	4				2		10	2	20
10pm-12am	4	2	2	2	2	1	6			2			22
12am-2am	4	1	3		1	4	3	6	1		4	3	30
2am-4am	7	6		8	1		5	5	4		1	1	38
4am-10am	3	2	2		3	1		1	5		5	2	24
<b>Age and Gender</b>													
Female 14 and under				1			2		2		1		6
Female 15-17	3	3	1		1		1	4	1		4	2	20
Female 18-20	5	1	3	3	2	2	1		1			2	20
Female over 21													0
Female no age													0
Male 14 and under							1				2	1	4
Male 15-17	3	4	3	6	1	1	5	9		2	12	1	47
Male 18-20	8	7		4	7	3	4	3	6		5	3	50
Male over 21									1				1
Male no age									1				1
<b>MIP</b>	<b>15</b>	<b>15</b>	<b>7</b>	<b>13</b>	<b>10</b>	<b>6</b>	<b>10</b>	<b>15</b>	<b>11</b>	<b>2</b>	<b>22</b>	<b>8</b>	<b>134</b>
<b>DUI</b>	<b>2</b>				<b>2</b>		<b>1</b>	<b>1</b>			<b>2</b>		<b>8</b>
<b>Open Container</b>			<b>1</b>		<b>1</b>		<b>2</b>	<b>1</b>					<b>5</b>
<b>Youthful Offender</b>		<b>15</b>	<b>4</b>	<b>3</b>		<b>6</b>	<b>14</b>	<b>15</b>	<b>11</b>	<b>2</b>			<b>70</b>
<b>Public Intoxication</b>	<b>3</b>			<b>1</b>	<b>2</b>		<b>1</b>		<b>1</b>		<b>2</b>		<b>10</b>
<b>Minor in Establishment</b>													<b>0</b>
<b>Furnish to Minor</b>													<b>0</b>
<b>Sell to Minor</b>													<b>0</b>
<b>False ID</b>													<b>0</b>
<b>Parental Prior</b>													<b>0</b>

Casper: January -December 2014

	Jan.	Feb.	Mar.	Apr.	May	Jun.	Jul.	Aug.	Sep.	Oct.	Nov.	Dec.	Totals & Ave.
<b>BAC</b>													
PBT	0.080	0.128	0.089	0.131	0.117	0.108	0.113	0.123	0.103	0.116	0.135	0.143	0.116
Intoximeter					0.188								
Refused											1		1
<b>Accident Related</b>			1								2		3
<b>Location of Offense</b>													
Bar													0
Other				2	2	1			1				6
Park													0
Parking Lot		2	1		1						2	2	8
Residence		10		8	1	1	7	9	5	1	3	3	48
Restaurant												1	1
School		1	1	2					1		8	1	14
Street		2		2	7	4	5	7	4		11	2	44
Vehicle			5				2		1	1			9
<b>Where Minor Obt. Alc.</b>													
Bar	1												1
Home	2	1			2				1			2	8
Liquor Store													0
Party	11												11
<b>Other Crimes Charged</b>													
3rd Degree Sex Assault													0
Assault										1	1		2
Attempt to Purchase													0
Burglary									3				3
Criminal Entry						1							1
Curfew													0
Disorderly Conduct													0
Disturbing Peace			1			1							2
Duties of Driver													0
Improper Lights													0
Interference					1	1			3		1		0
Juvenile party report													6
Lane Violation													0
Leave Scene Accident									1		1		0
No DL													2
No Insurance									1		1		0
Pedestrian Under Influen.													2
Poss. Cont. Subst.			1								1		0
Poss. Drug Para.													2
Poss. Of Marijuana				1	1				1				0
Poss. Of Narcotics													3
Poss. Of Tobacco													0
Probation Violation													0
Property Destruction					1	2							0
Traffic Offense			1								1		3
Trespassing													2
Vandalism													0
Warrant													0

# Casper PD



Cheyenne: January - December 2014

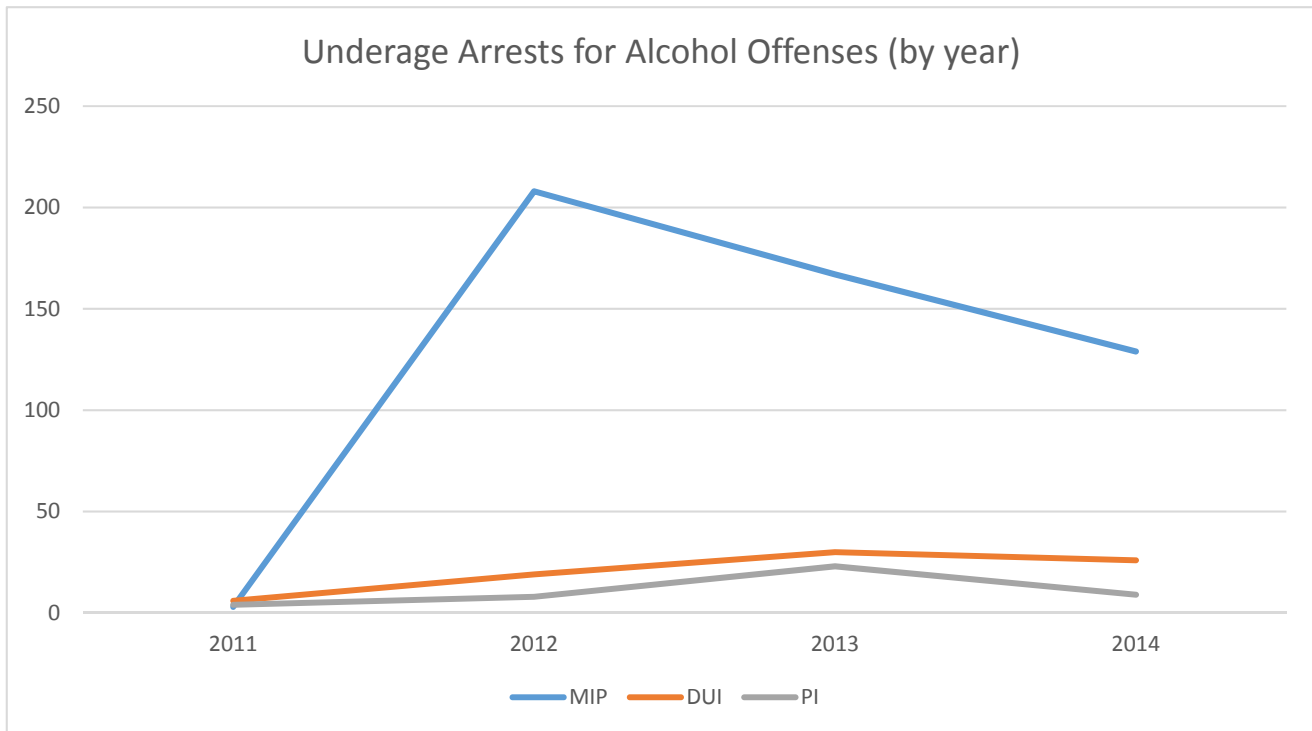
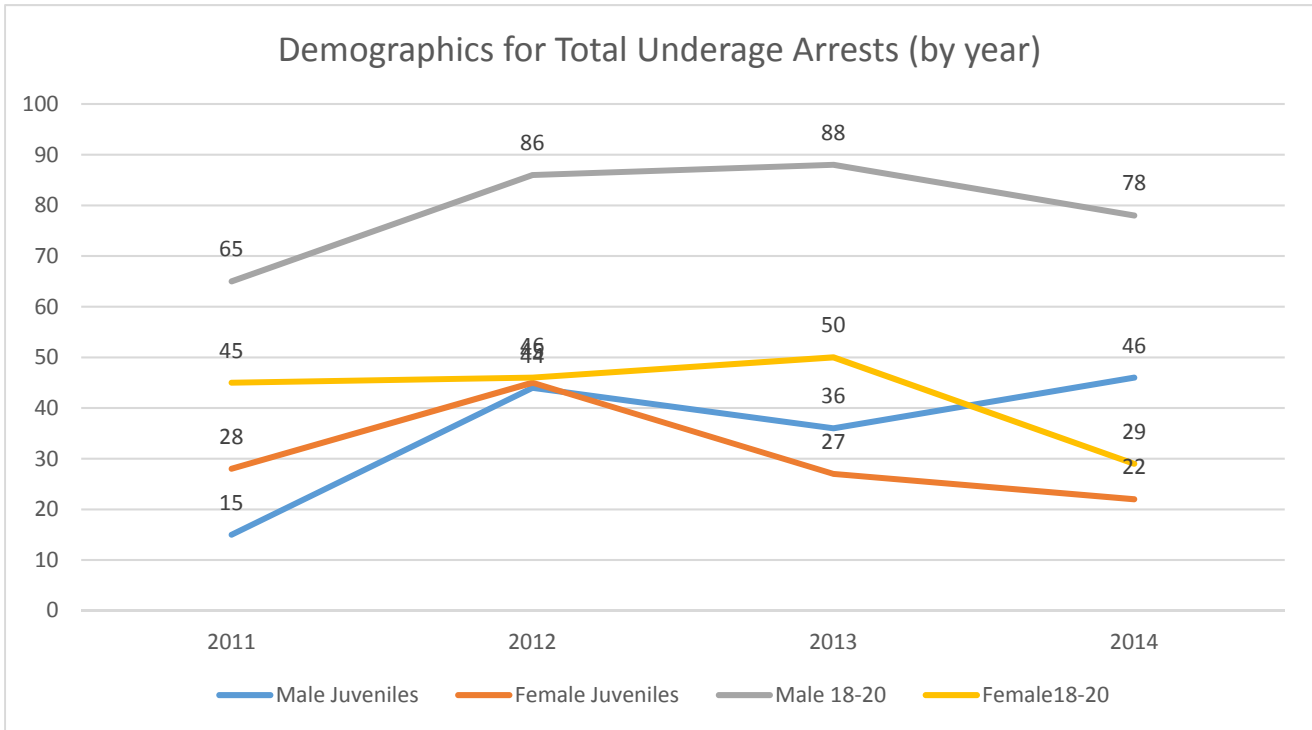
	Jan.	Feb.	Mar.	Apr.	May	Jun.	Jul.	Aug.	Sep.	Oct.	Nov.	Dec.	Totals & Ave.
<b>Total Arrests</b>	<b>7</b>	<b>11</b>	<b>6</b>	<b>14</b>	<b>22</b>	<b>17</b>	<b>56</b>	<b>25</b>	<b>14</b>	<b>8</b>	<b>12</b>	<b>2</b>	<b>194</b>
Arrest	1	1	2	6	7	3	14	14	6	2	1		57
Cite/Release	6	10	4	8	15	14	42	11	8	6	11	2	137
<b>Day of Week</b>													
Monday		2		1	2	4	6	3	2	1			21
Tuesday	1	2		3	2		12	2	2		3		27
Wednesday	2	1		2	2	2	7	3	2		1	1	23
Thursday	2	1			2		8	4	2	2			21
Friday	1	1	4		13	1	3	1	1	3	2		30
Saturday	1	4	2	5	1	6	11	10	4	1	6	1	52
Sunday				3		4	9	2	1	1			20
<b>Time</b>													
10am-4pm		1	1	3					2	1	1	1	10
4pm-10pm	3	2	1	6	6	1	21	2	2	4	5		53
10pm-12am	1	4	4	4	1	9	20	2	1	1	1	1	49
12am-2am	1	1		1	4	6	11	8	6	2	4		44
2am-4am		1			10	1	3	8	1				24
4am-10am	2	2			1		1	5	2		1		14
<b>Age and Gender</b>													
Female 14 and under		1					1						2
Female 15-17		2		4	1	3	3	4		2	1		20
Female 18-20	1	1		1	1	4	14	2	2	1	2		29
Female over 21	3	1				2					3		9
Female no age													0
Male 14 and under	2	1	1	1				1		2			8
Male 15-17		1		2	9	5	10	4	5	1		1	38
Male 18-20	1	3	5	5	10	3	24	14	7	2	3	1	78
Male over 21		1		1	1		4				3		10
Male no age													0
<b>MIP</b>	<b>4</b>	<b>8</b>	<b>6</b>	<b>8</b>	<b>12</b>	<b>8</b>	<b>43</b>	<b>19</b>	<b>8</b>	<b>7</b>	<b>4</b>	<b>2</b>	<b>129</b>
<b>DUI</b>	<b>1</b>		<b>1</b>	<b>4</b>	<b>4</b>	<b>1</b>	<b>5</b>	<b>4</b>	<b>3</b>	<b>2</b>	<b>1</b>		<b>26</b>
<b>Open Container</b>			<b>1</b>	<b>2</b>					<b>1</b>	<b>1</b>	<b>1</b>		<b>6</b>
<b>Youthful Offender</b>		<b>1</b>			<b>2</b>	<b>1</b>		<b>2</b>				<b>2</b>	<b>8</b>
<b>Public Intoxication</b>				<b>2</b>	<b>1</b>		<b>1</b>	<b>1</b>	<b>4</b>				<b>9</b>
<b>Minor in Establishment</b>													<b>0</b>
<b>Furnish to Minor</b>				<b>1</b>	<b>1</b>	<b>3</b>	<b>4</b>				<b>1</b>		<b>10</b>
<b>Sell to Minor</b>	<b>3</b>	<b>2</b>									<b>5</b>		<b>10</b>
<b>False ID</b>							<b>1</b>		<b>1</b>				<b>2</b>
<b>Parental Prior</b>													<b>0</b>

Cheyenne: January - December 2014

	Jan.	Feb.	Mar.	Apr.	May	Jun.	Jul.	Aug.	Sep.	Oct.	Nov.	Dec.	Totals & Ave.
<b>BAC</b>													
PBT	0.164	0.123	0.077	0.053	0.098	0.053	0.094	0.077	0.095	0.157	0.044	0.092	0.094
Intoximeter		0.074	0.112		0.092	0.035	0.135	0.088	0.110	0.161			0.101
Refused				1			1	2	1				5
<b>Accident Related</b>													<b>0</b>
<b>Location of Offense</b>													
Bar	3	1									2		6
Other					1		1	1					3
Park				5			32						37
Parking Lot				1	1		4		1			1	8
Residence	2	2	2	1	12	11	6	2			4		42
Restaurant		1						2			3		6
School	1	3	1	1					1	2		1	10
Street	1	3	1	5	6	3	6	11	10	6	3		55
Vehicle		1	2	1	2	3	7	9	2				27
<b>Where Minor Obt. Alc.</b>													
Bar							1						1
Home		1	1		2						1	1	6
Liquor Store					9								9
Party	3		1			7	4	2		1	2	1	21
<b>Other Crimes Charged</b>													
3rd Degree Sex Assault													0
Assault													0
Attempt to Purchase													0
Burglary													0
Criminal Entry													0
Curfew				1	1	4	1						7
Disorderly Conduct													0
Disturbing Peace													0
Duties of Driver													0
Illegal Possession													0
Improper Lights													0
Interference								1			1		0
Juvenile party report													2
Lane Violation													0
Leave Scene Accident								1					0
No DL													1
No Insurance													0
Pedestrian Under Influen.													0
Poss. Cont. Subst.													0
Poss. Drug Para.													0
Poss. Of Marijuana		1		2	1	2		1	1				0
Poss. Of Narcotics													8
Poss. Of Tobacco													0
Probation Violation													0
Property Destruction													0
Traffic Offense	1	1			3	1	4	1					0
Trespassing													11
Vandalism													0
Warrant													0



# Cheyenne PD



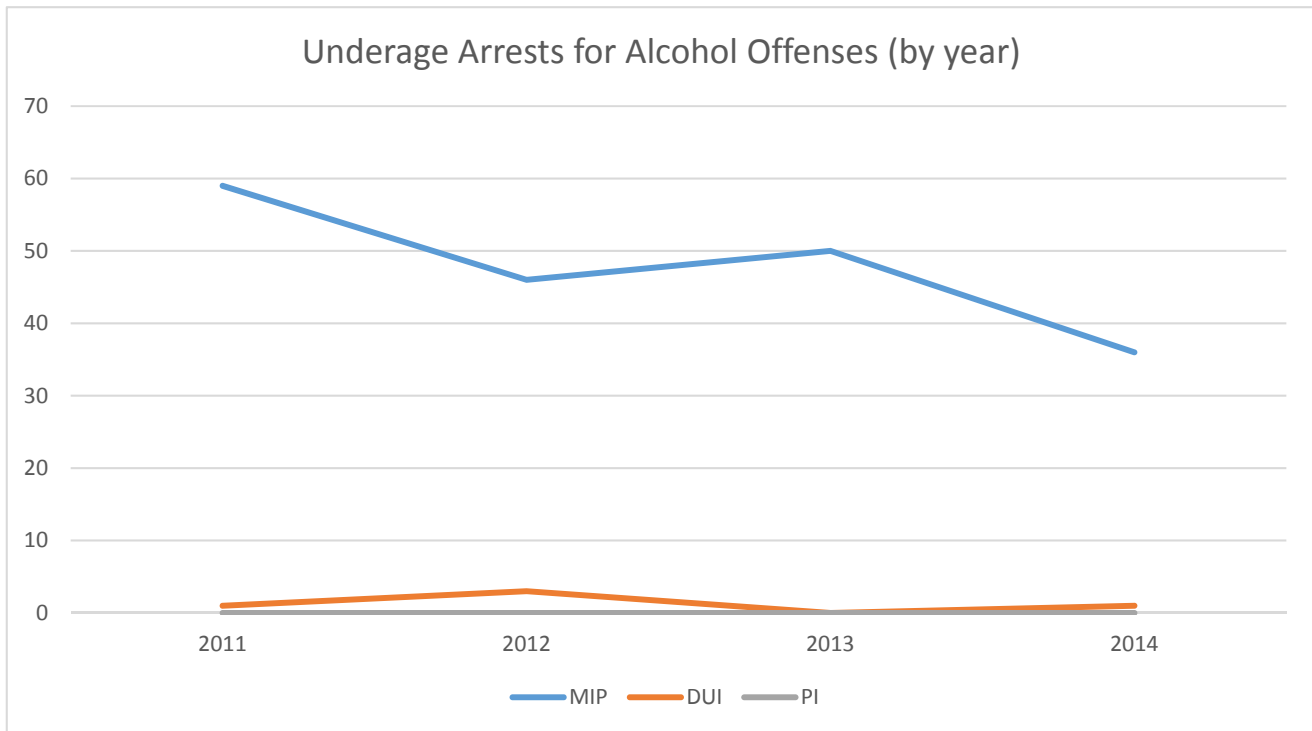
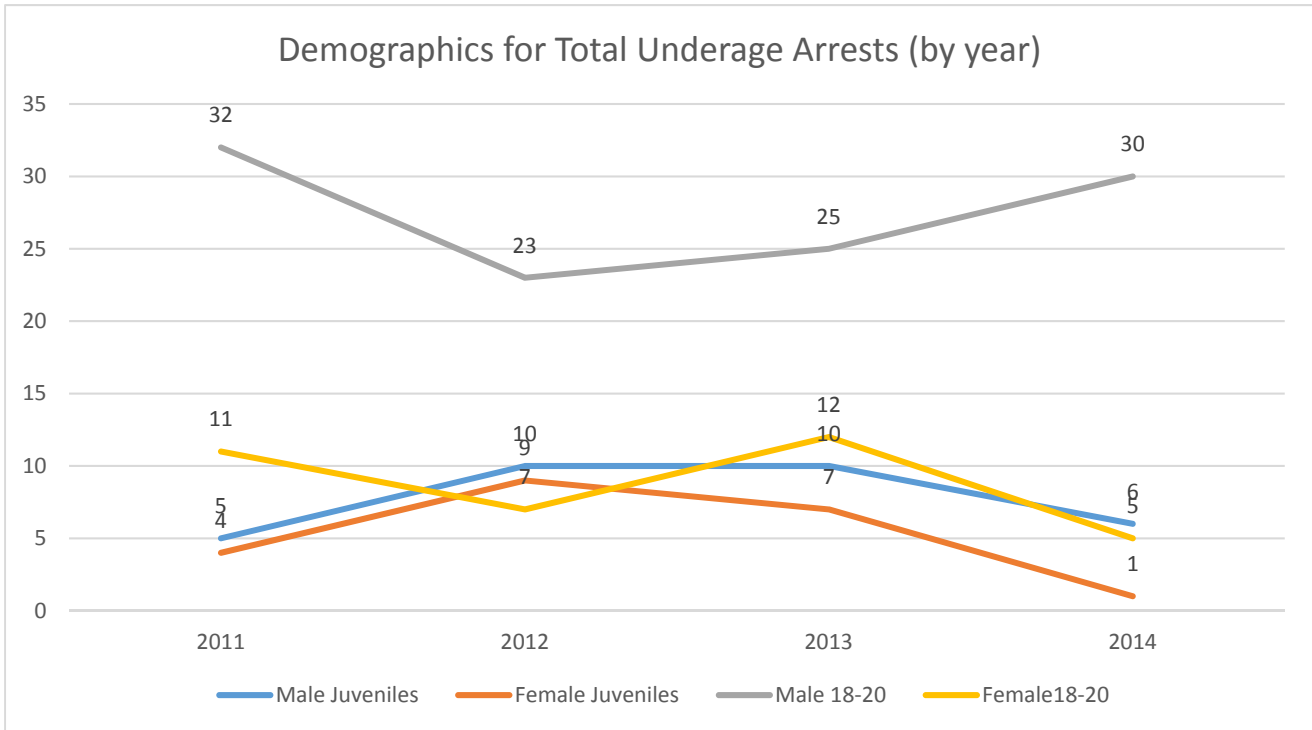
Douglas: January - December 2014

	Jan.	Feb.	Mar.	Apr.	May	Jun.	Jul.	Aug.	Sep.	Oct.	Nov.	Dec.	Totals & Ave.
<b>Total Arrests</b>	<b>4</b>	<b>0</b>	<b>9</b>	<b>0</b>	<b>5</b>	<b>8</b>	<b>4</b>	<b>14</b>	<b>4</b>	<b>2</b>	<b>1</b>	<b>3</b>	<b>54</b>
Arrest	1		1			4		6	1		1		14
Cite/Release	3		8		5	4	4	8	3	2		3	40
<b>Day of Week</b>													
Monday						2		4				2	8
Tuesday			4			1		1	1				7
Wednesday						2	2	3					7
Thursday							2						2
Friday			5						2			1	8
Saturday	4				5	2		1	1		1		14
Sunday						1		5		2			8
<b>Time</b>													
10am-4pm							2						2
4pm-10pm					5	3	1	1	3	2		3	18
10pm-12am	4		9			3	1	8	1				26
12am-2am								5					5
2am-4am											1		1
4am-10am						2							2
<b>Age and Gender</b>													
Female 14 and under													0
Female 15-17			1										1
Female 18-20			3					2					5
Female over 21	2				5							1	8
Female no age													0
Male 14 and under													0
Male 15-17			1			1	2		1	1			6
Male 18-20	2		4			6	2	11	3		1	1	30
Male over 21						1		1		1		1	4
Male no age													0
<b>MIP</b>	<b>2</b>		<b>9</b>			<b>7</b>	<b>4</b>	<b>12</b>		<b>1</b>	<b>1</b>		<b>36</b>
<b>DUI</b>								<b>1</b>					<b>1</b>
<b>Open Container</b>													<b>0</b>
<b>Youthful Offender</b>													<b>0</b>
<b>Public Intoxication</b>													<b>0</b>
<b>Minor in Establishment</b>													<b>0</b>
<b>Furnish to Minor</b>	<b>1</b>		<b>1</b>			<b>1</b>		<b>1</b>		<b>1</b>		<b>2</b>	<b>7</b>
<b>Sell to Minor</b>					<b>5</b>								<b>5</b>
<b>False ID</b>												<b>1</b>	<b>1</b>
<b>Parental Prior</b>													<b>0</b>

Douglas: January - December 2014

	Jan.	Feb.	Mar.	Apr.	May	Jun.	Jul.	Aug.	Sep.	Oct.	Nov.	Dec.	Totals & Ave.
<b>BAC</b>													
PBT			0.069			0.072	0.049	0.089	0.056	0.043	0.155		0.076
Intoximeter	0.049												0.049
Refused	1		1				2	2					6
<b>Accident Related</b>													
<b>Location of Offense</b>													
Bar					3			2				2	7
Other							2	2	1				5
Park							1						1
Parking Lot													0
Residence	4		9			5		7	2		1		28
Restaurant					2							1	3
School									1				1
Street										1			1
Vehicle						3	1	3					7
<b>Where Minor Obt. Alc.</b>													
Bar								2					2
Home						6	1	1					8
Liquor Store										1			1
Party	4		9			2	3	11	4		1		34
<b>Other Crimes Charged</b>													
3rd Degree Sex Assault													0
Assault								5			1		6
Attempt to Purchase													0
Burglary								1					1
Child Endangerment													0
Concealed Weapon													0
Criminal Entry													0
Curfew									1				1
Disorderly Conduct													0
Disturbing Peace									1				1
Duties of Driver													0
Eluding													0
Impaired Driving													0
Improper Lights													0
Interference	1		1					1			1		4
Juvenile party report													0
Lane Violation													0
Larceny													0
Leave Scene Accident													0
No DL													0
No Insurance													0
Pedestrian Under Influen.													0
Poss. Cont. Subst.							1						1
Poss. Drug Para.													0
Poss. Of Marijuana													0
Poss. Of Narcotics													0
Poss. Of Tobacco													0
Probation Violation													0
Property Destruction													0
Reckless Driving													0
Refusal to Leave													0
Suspended DL													0
Speeding													0
Tobacco													0
Traffic Offense													0
Vandalism													0
Warrant								1					1

# Douglas PD



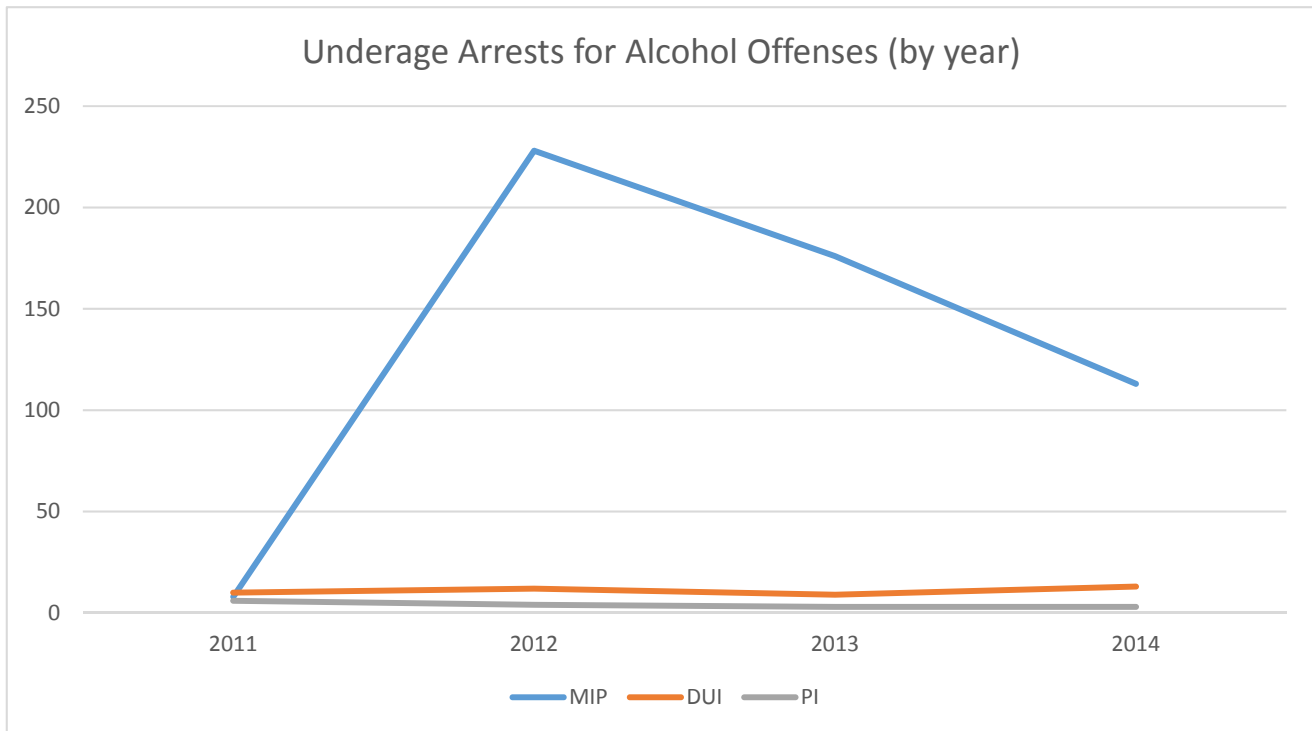
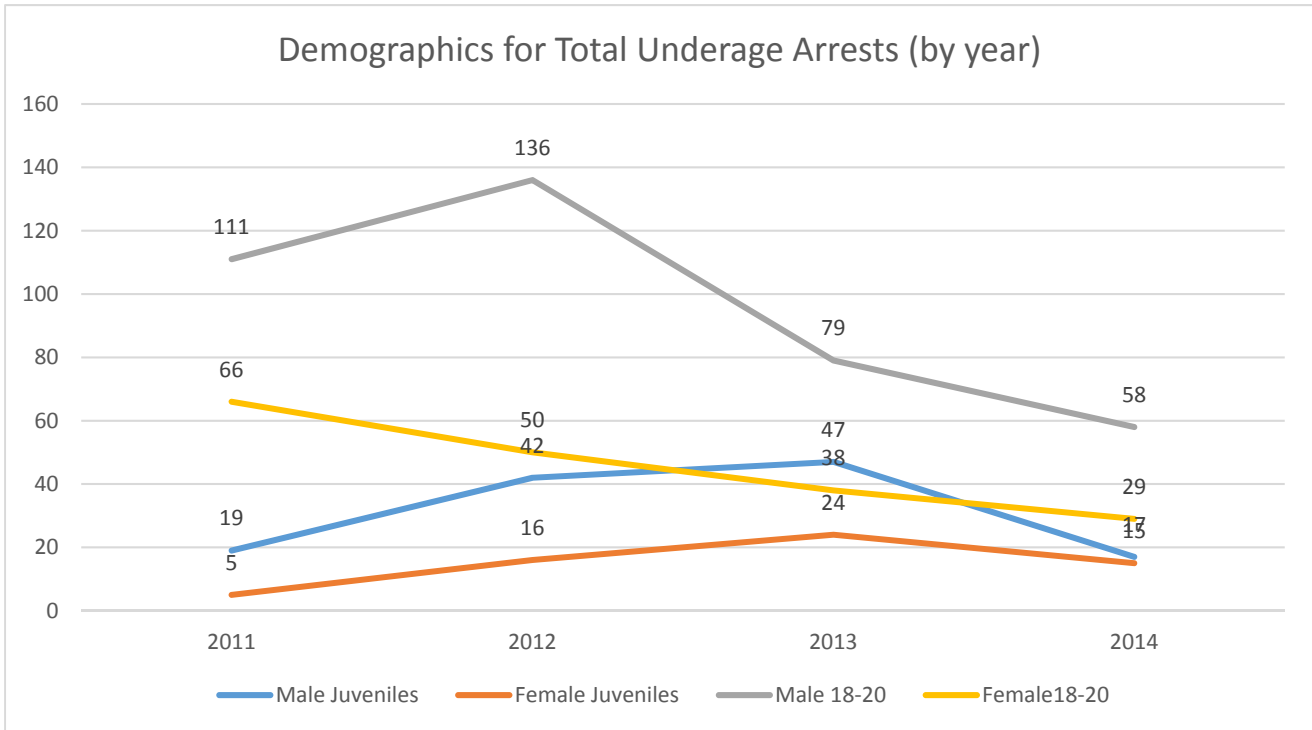
Gillette: January - December 2014

	Jan.	Feb.	Mar.	Apr.	May	Jun.	Jul.	Aug.	Sep.	Oct.	Nov.	Dec.	Totals & Ave.
<b>Total Arrests</b>	<b>5</b>	<b>4</b>	<b>8</b>	<b>9</b>	<b>2</b>	<b>26</b>	<b>10</b>	<b>12</b>	<b>4</b>	<b>13</b>	<b>10</b>	<b>20</b>	<b>123</b>
Arrest	1	1	2	2	1	4	1	4		2	4	7	29
Cite/Release	4	3	6	7	1	22	9	8	4	11	6	13	94
<b>Day of Week</b>													
Monday	4						1	2			1		8
Tuesday		1	1	2		2		5				2	13
Wednesday								4		3	1	4	12
Thursday		1	1	1		4					2	1	10
Friday			3	1	1	1	1		2		2	1	12
Saturday	1	1	2	2	1	8	5		2	10	3	9	44
Sunday		1	1	3		11	3	1			1	3	24
<b>Time</b>													
10am-4pm												2	2
4pm-10pm			2	2						1	5	7	17
10pm-12am		2	1	2	1	1		5	3	3	2	8	28
12am-2am	4	1	4	2		13	3	6		8		2	43
2am-4am		1		2	1	12	7		1	1	2	1	28
4am-10am	1		1	1				1			1		5
<b>Age and Gender</b>													
Female 14 and under	1								1	1		2	5
Female 15-17				1		2	2	1	1	1	1	1	10
Female 18-20		2	2	4	1	7	1	1		4	1	6	29
Female over 21													0
Female no age													0
Male 14 and under													0
Male 15-17	2		2			1	3	2	2	1	3	1	17
Male 18-20	2	2	4	3	1	15	4	6		6	5	10	58
Male over 21				1		1		2					4
Male no age													0
<b>MIP</b>	<b>5</b>	<b>4</b>	<b>8</b>	<b>7</b>	<b>2</b>	<b>25</b>	<b>10</b>	<b>10</b>	<b>4</b>	<b>13</b>	<b>7</b>	<b>18</b>	<b>113</b>
<b>DUI</b>			<b>1</b>	<b>2</b>		<b>1</b>	<b>1</b>	<b>2</b>			<b>3</b>	<b>3</b>	<b>13</b>
<b>Open Container</b>				<b>1</b>									<b>1</b>
<b>Youthful Offender</b>													<b>0</b>
<b>Public Intoxication</b>	<b>1</b>	<b>1</b>								<b>1</b>			<b>3</b>
<b>Minor in Establishment</b>		<b>3</b>				<b>1</b>						<b>2</b>	<b>6</b>
<b>Furnish to Minor</b>				<b>1</b>		<b>4</b>		<b>2</b>		<b>2</b>		<b>1</b>	<b>10</b>
<b>Sell to Minor</b>													<b>0</b>
<b>False ID</b>		<b>1</b>										<b>2</b>	<b>3</b>
<b>Parental Prior</b>													<b>0</b>

Gillette: January - December 2014

	Jan.	Feb.	Mar.	Apr.	May	Jun.	Jul.	Aug.	Sep.	Oct.	Nov.	Dec.	Totals & Ave.
<b>BAC</b>													
PBT	0.106	0.129	0.090	0.129		0.111	0.062	0.119	0.130	0.069	0.071	0.106	0.102
Intoximeter				0.137		0.152							
Refused			2		1	2			2				7
<b>Accident Related</b>							1						1
<b>Location of Offense</b>													
Bar		3			1	1	2			1	3	2	13
Other			1						2			4	7
Park										3			3
Parking Lot											1		1
Residence		1		6	1	24	3	8	2	7	2	10	64
Restaurant												1	1
School													0
Street	5							1					6
Vehicle			7	3		1	5	3		2	4	3	28
<b>Where Minor Obt. Alc.</b>													
Bar		1			1	1	2			1	2	2	10
Home	4	1		1					4	1	3	2	16
Liquor Store			1										1
Party			3			18	3	8		9		10	51
<b>Other Crimes Charged</b>													
3rd Degree Sex Assault													0
Assault							2					2	4
Attempt to Purchase													0
Burglary												1	1
Criminal Entry													0
Curfew													0
Disorderly Conduct													0
Disturbing Peace													0
Duties of Driver													0
Improper Lights													0
Interference						2				1	1	2	6
Juvenile party report													0
Lane Violation													0
Leave Scene Accident													0
No DL													0
No Insurance				1									1
Pedestrian Under Influen.													0
Poss. Cont. Subst.													0
Poss. Drug Para.													0
Poss. Of Marijuana													0
Poss. Of Narcotics													0
Poss. Of Tobacco	1						1						2
Probation Violation													0
Property Destruction													0
Traffic Offense			1	4		2						1	8
Trespassing			1										1
Vandalism													0
Warrant								1		1		1	3

# Gillette PD



Hot Springs: January - December 2014

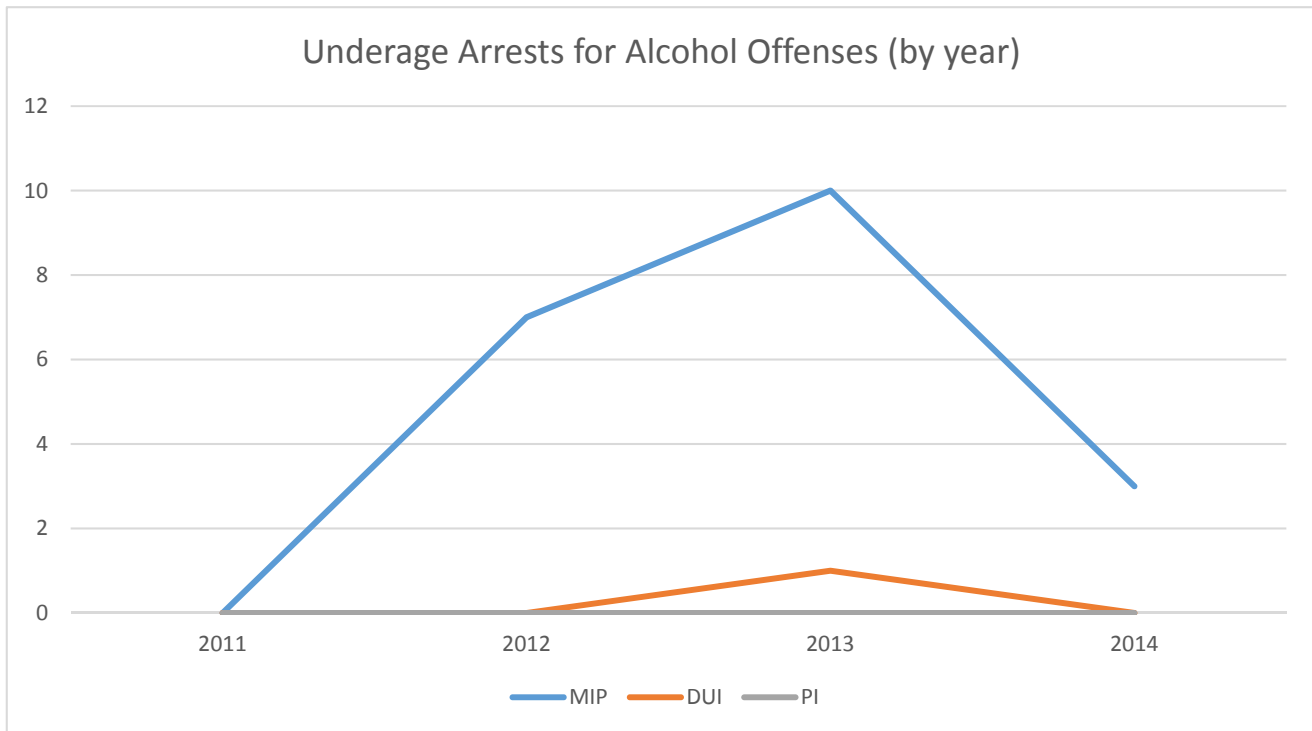
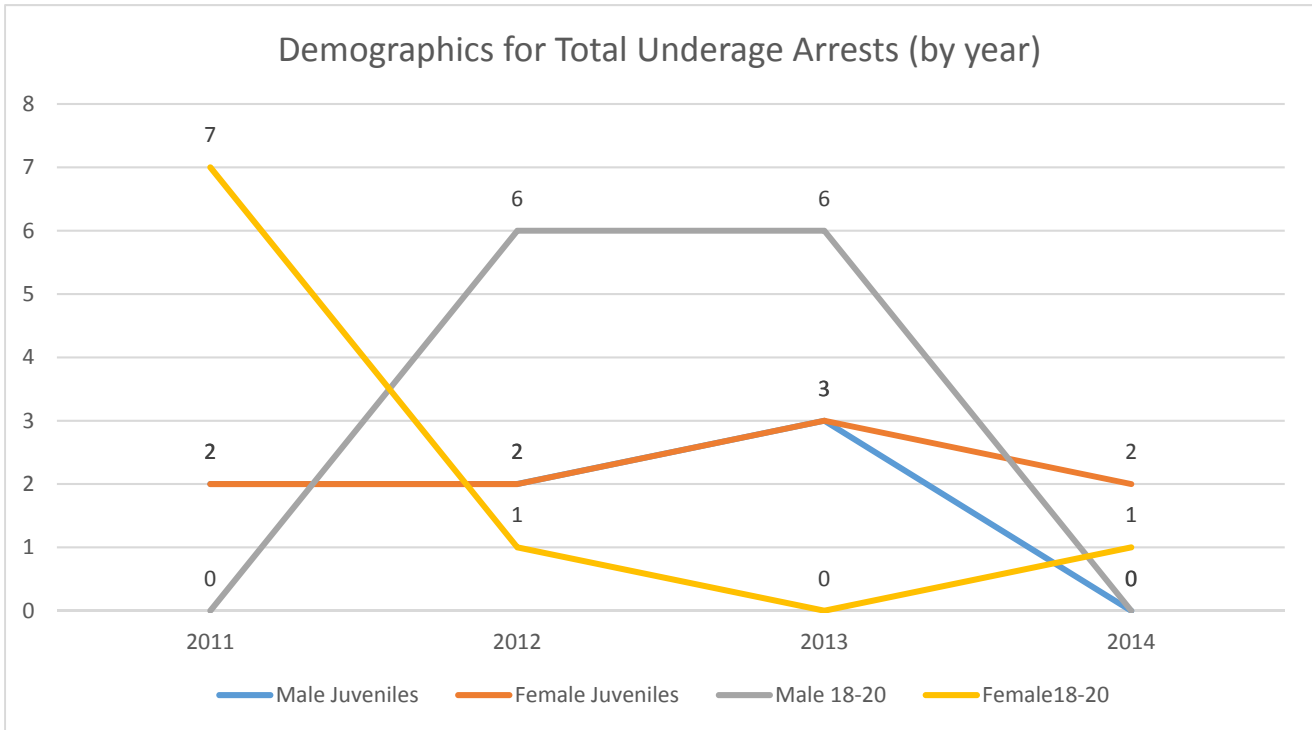
	Jan.	Feb.	Mar.	Apr.	May	Jun.	Jul.	Aug.	Sep.	Oct.	Nov.	Dec.	Totals & Ave.
<b>Total Arrests</b>	0	0	3	1	0	0	0	0	0	0	0	0	4
Arrest			1										1
Cite/Release			2	1									3
<b>Day of Week</b>													
Monday			1										1
Tuesday													0
Wednesday													0
Thursday													0
Friday			2	1									3
Saturday													0
Sunday													0
<b>Time</b>													
10am-4pm													0
4pm-10pm			1										1
10pm-12am			2	1									3
12am-2am													0
2am-4am													0
4am-10am													0
<b>Age and Gender</b>													
Female 14 and under													0
Female 15-17			2										2
Female 18-20				1									1
Female over 21													0
Female no age													0
Male 14 and under													0
Male 15-17													0
Male 18-20													0
Male over 21			1										1
Male no age													0
<b>MIP</b>			2	1									3
<b>DUI</b>													0
<b>Open Container</b>													0
<b>Youthful Offender</b>													0
<b>Public Intoxication</b>													0
<b>Minor in Establishment</b>													0
<b>Furnish to Minor</b>			1										1
<b>Sell to Minor</b>													0
<b>False ID</b>													0
<b>Parental Prior</b>													0



Hot Springs: January - December 2014

	Jan.	Feb.	Mar.	Apr.	May	Jun.	Jul.	Aug.	Sep.	Oct.	Nov.	Dec.	Totals & Ave.
<b>BAC</b>													
PBT													#DIV/0!
Intoximeter													0
Refused													0
<b>Accident Related</b>													0
<b>Location of Offense</b>													
Bar													0
Other													0
Park				1									1
Parking Lot													0
Residence			1										1
Restaurant													0
School													0
Street			2										2
Vehicle													0
<b>Where Minor Obt. Alc.</b>													
Bar													0
Home			2										2
Liquor Store													0
Party													0
<b>Other Crimes Charged</b>													
3rd Degree Sex Assault													0
Assault													0
Attempt to Purchase													0
Burglary													0
Criminal Entry													0
Curfew													0
Disorderly Conduct													0
Disturbing Peace													0
Duties of Driver													0
Improper Lights													0
Interference													0
Juvenile party report													0
Lane Violation													0
Leave Scene Accident													0
No DL													0
No Insurance													0
Pedestrian Under Influen.													0
Poss. Cont. Subst.													0
Poss. Drug Para.													0
Poss. Of Marijuana													0
Poss. Of Narcotics													0
Poss. Of Tobacco													0
Probation Violation													0
Property Destruction													0
Traffic Offense													0
Trespassing													0
Vandalism													0
Warrant													0

# Hot Springs PD



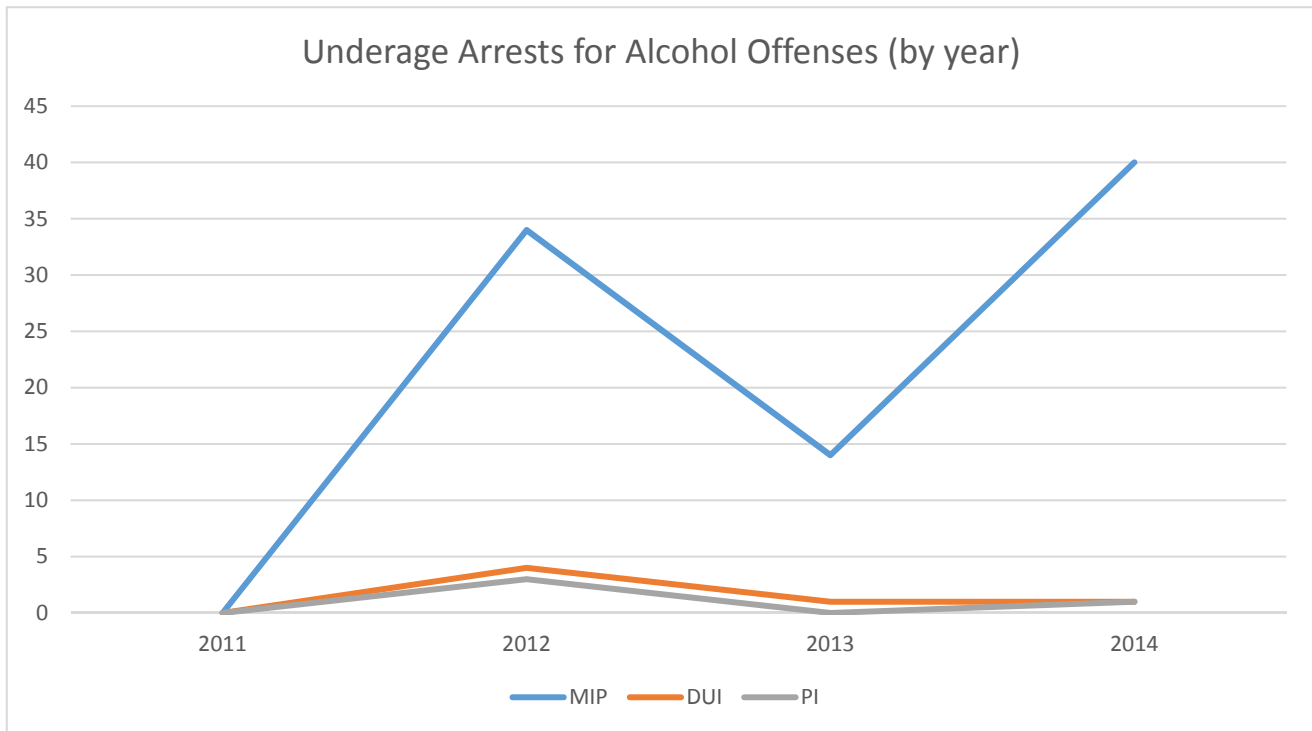
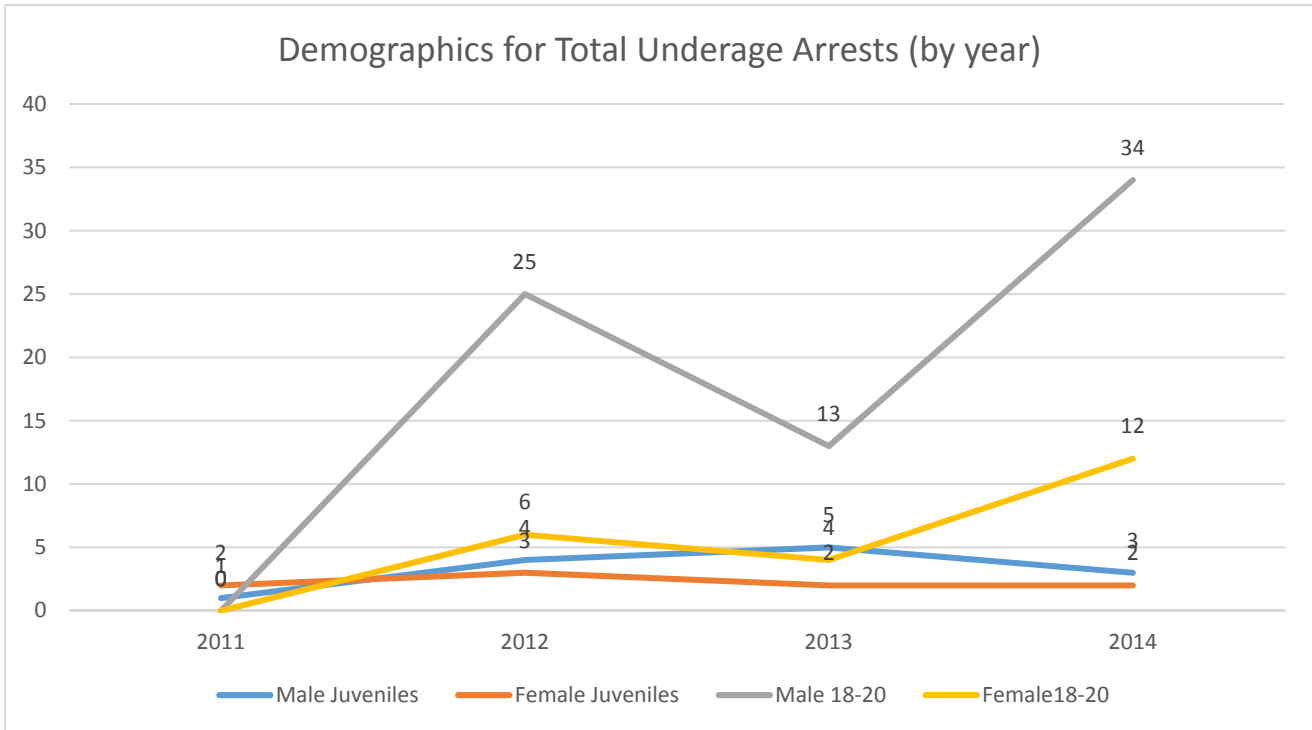
Jackson: January - December 2014

	Jan.	Feb.	Mar.	Apr.	May	Jun.	Jul.	Aug.	Sep.	Oct.	Nov.	Dec.	Totals & Ave.
<b>Total Arrests</b>	<b>23</b>	<b>3</b>	<b>2</b>	<b>1</b>	<b>2</b>	<b>1</b>	<b>3</b>	<b>5</b>	<b>3</b>	<b>4</b>	<b>1</b>	<b>8</b>	<b>56</b>
Arrest	9	1	2	1	1	1		1	1	1	1	4	23
Cite/Release	14	2			1		3	4	2	3		4	33
<b>Day of Week</b>													
Monday	3		1							3		3	10
Tuesday	8							3				1	12
Wednesday	8						2						10
Thursday	2					1				1			4
Friday	2	1			2			2	3			2	12
Saturday		1										1	2
Sunday		1	1	1			1				1	1	6
<b>Time</b>													
10am-4pm		2											2
4pm-10pm	3					1				2			6
10pm-12am	12		1		2				3	2		2	22
12am-2am	7	1	1								1	6	16
2am-4am	1			1			3	5					10
4am-10am													0
<b>Age and Gender</b>													
Female 14 and under												1	1
Female 15-17	1												1
Female 18-20	8			1				2				1	12
Female over 21		2								1			3
Female no age													0
Male 14 and under													0
Male 15-17	1											2	3
Male 18-20	13	1	2		2	1	3	3	3	1	1	4	34
Male over 21										2			2
Male no age													0
<b>MIP</b>	<b>21</b>	<b>1</b>	<b>2</b>	<b>1</b>			<b>3</b>		<b>3</b>	<b>1</b>	<b>1</b>	<b>7</b>	<b>40</b>
<b>DUI</b>								<b>1</b>					<b>1</b>
<b>Open Container</b>													<b>0</b>
<b>Youthful Offender</b>												<b>1</b>	<b>1</b>
<b>Public Intoxication</b>										<b>1</b>			<b>1</b>
<b>Minor in Establishment</b>													<b>0</b>
<b>Furnish to Minor</b>													<b>0</b>
<b>Sell to Minor</b>		<b>2</b>								<b>1</b>			<b>3</b>
<b>False ID</b>	<b>6</b>				<b>1</b>			<b>3</b>				<b>3</b>	<b>13</b>
<b>Parental Prior</b>													<b>0</b>

Jackson: January - December 2014

	Jan.	Feb.	Mar.	Apr.	May	Jun.	Jul.	Aug.	Sep.	Oct.	Nov.	Dec.	Totals & Ave.
<b>BAC</b>													
PBT	0.096		0.150	0.208	0.099		0.140	0.115	0.115	0.198	0.100	0.152	0.137
Intoximeter													
Refused			1					3	1				5
<b>Accident Related</b>													
<b>Location of Offense</b>													
Bar													0
Other	7	2	1		2	1	2			1			16
Park													0
Parking Lot	4		1										5
Residence	5								3			2	10
Restaurant		1								2	1		4
School													0
Street	7			1			1	5		1		6	21
Vehicle													0
<b>Where Minor Obt. Alc.</b>													
Bar		1	1	1	1		1						5
Home		1					1						2
Liquor Store	2												2
Party	10												10
<b>Other Crimes Charged</b>													
3rd Degree Sex Assault													0
Assault											1		1
Attempt to Purchase													0
Burglary													0
Criminal Entry													0
Curfew													0
Disorderly Conduct													0
Disturbing Peace													0
Duties of Driver													0
Improper Lights													0
Interference									1				1
Juvenile party report													0
Lane Violation													0
Leave Scene Accident													0
No DL													0
No Insurance													0
Pedestrian Under Influen.													0
Poss. Cont. Subst.													0
Poss. Drug Para.													0
Poss. Of Marijuana	3										1	1	5
Poss. Of Narcotics													0
Poss. Of Tobacco													0
Probation Violation	1					1		1				1	4
Property Destruction						1							1
Traffic Offense													0
Trespassing													0
Vandalism													0
Warrant	1												1

# Jackson PD



**Kemmerer PD: January - December 2014**

	Jan.	Feb.	Mar.	Apr.	May	Jun.	Jul.	Aug.	Sep.	Oct.	Nov.	Dec.	Totals & Ave.
<b>Total Arrests</b>	1	1	1	0		0	6	15	0	0	0	0	24
Arrest	1		1				4	8					14
Cite/Release		1					2	7					10
<b>Day of Week</b>													
Monday								2					2
Tuesday			1										1
Wednesday													0
Thursday		1						4					5
Friday								5					5
Saturday							5	4					9
Sunday	1						1						2
<b>Time</b>													
10am-4pm		1											1
4pm-10pm							1						1
10pm-12am			1				5	8					14
12am-2am	1							7					8
2am-4am													0
4am-10am													0
<b>Age and Gender</b>													
Female 14 and under													0
Female 15-17							2						2
Female 18-20							2	3					5
Female over 21							1						1
Female no age													0
Male 14 and under													0
Male 15-17								3					3
Male 18-20	1	1	1				1	7					11
Male over 21								2					2
Male no age													0
<b>MIP</b>	1	1	1				4	13					20
<b>DUI</b>							1						1
<b>Open Container</b>													0
<b>Youthful Offender</b>	1												1
<b>Public Intoxication</b>		1											1
<b>Minor in Establishment</b>													0
<b>Furnish to Minor</b>							1	2					3
<b>Sell to Minor</b>													0
<b>False ID</b>													0
<b>Parental Prior</b>													0

**Kemmerer PD: January - December 2014**

	Jan.	Feb.	Mar.	Apr.	May	Jun.	Jul.	Aug.	Sep.	Oct.	Nov.	Dec.	Totals & Ave.
<b>BAC</b>													
PBT	0.175	0.180	0.120					0.105					0.145
Intoximeter			0.090										0.090
Refused													0
<b>Accident Related</b>													
<b>Location of Offense</b>													
Bar													0
Other	1												1
Park													0
Parking Lot													0
Residence			1				5	13					19
Restaurant													0
School													0
Street		1					1	2					4
Vehicle													0
<b>Where Minor Obt. Alc.</b>													
Bar													0
Home	1		1				1						3
Liquor Store													0
Party							5	14					19
<b>Other Crimes Charged</b>													
3rd Degree Sex Assault													0
Assault													0
Attempt to Purchase													0
Burglary								1					1
Criminal Entry													0
Curfew													0
Disobeying													0
Disorderly Conduct													0
Disturbing Peace													0
Duties of Driver													0
Improper Lights													0
Interference													0
Juvenile party report													0
Lane Violation													0
Leave Scene Accident							1						1
No DL													0
No Insurance													0
Obstruction													0
Pedestrian Under Influen.													0
Poss. Cont. Subst.													0
Poss. Drug Para.													0
Poss. Of Marijuana													0
Poss. Of Narcotics													0
Poss. Of Tobacco													0
Probation Violation													0
Property Destruction													0
Resisting Arrest													0
Traffic Offense													0
Trespassing													0
Vandalism													0
Warrant													0

Lander: January - December 2014

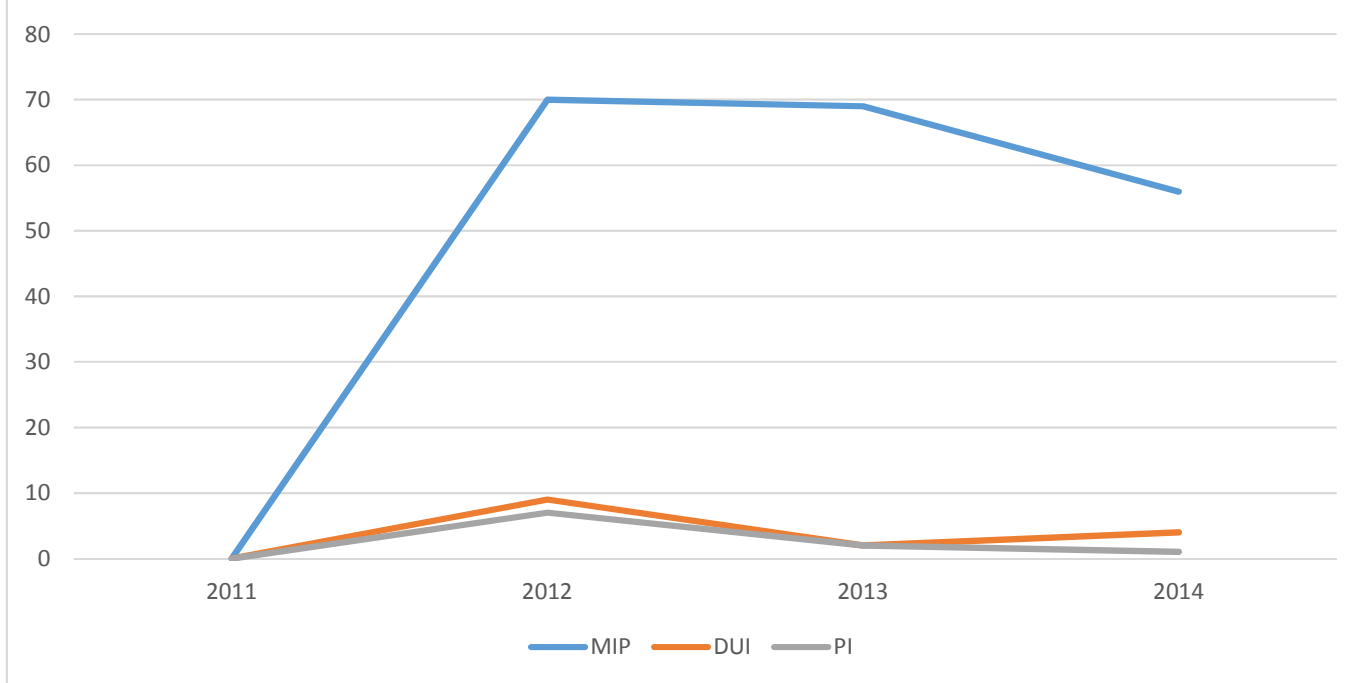
	Jan.	Feb.	Mar.	Apr.	May	Jun.	Jul.	Aug.	Sep.	Oct.	Nov.	Dec.	Totals & Ave.
<b>Total Arrests</b>	<b>3</b>	<b>5</b>	<b>15</b>	<b>2</b>	<b>14</b>	<b>4</b>	<b>3</b>	<b>6</b>	<b>2</b>	<b>1</b>	<b>6</b>	<b>4</b>	<b>65</b>
Arrest	3	1	2		3	3	1				2		15
Cite/Release		4	13	2	11	1	2	6	2	1	4	4	50
<b>Day of Week</b>													
Monday						1						3	4
Tuesday		2			3		2	1	1				9
Wednesday	2							1				1	4
Thursday				1	3				1	1			6
Friday		1			5						3		9
Saturday	1	2	1		2	1	1	1			3		12
Sunday			14	1	1	2		3					21
<b>Time</b>													
10am-4pm		2			2			3			1		8
4pm-10pm	2	1	2		4	1		2			1	4	17
10pm-12am	1	1	12	2	5		1		1		3		26
12am-2am		1	1			2							4
2am-4am					2		2	1		1	1		7
4am-10am					1	1			1				3
<b>Age and Gender</b>													
Female 14 and under									1				1
Female 15-17		1	4		3						1		9
Female 18-20	1					1	1						3
Female over 21					1			1				2	4
Female no age													0
Male 14 and under		1	2						1				4
Male 15-17		2	2	1	8	1		1			2		17
Male 18-20	2	1	6	1	2	2	1	4		1	3	1	24
Male over 21			1				1					1	3
Male no age													0
<b>MIP</b>	<b>3</b>	<b>5</b>	<b>13</b>	<b>2</b>	<b>13</b>	<b>3</b>	<b>2</b>	<b>5</b>	<b>2</b>	<b>1</b>	<b>6</b>	<b>1</b>	<b>56</b>
<b>DUI</b>	<b>1</b>		<b>1</b>		<b>1</b>	<b>1</b>							<b>4</b>
<b>Open Container</b>					<b>2</b>								<b>2</b>
<b>Youthful Offender</b>													<b>0</b>
<b>Public Intoxication</b>						<b>1</b>							<b>1</b>
<b>Minor in Establishment</b>													<b>0</b>
<b>Furnish to Minor</b>					<b>1</b>		<b>1</b>	<b>1</b>				<b>3</b>	<b>6</b>
<b>Sell to Minor</b>													<b>0</b>
<b>False ID</b>												<b>1</b>	<b>1</b>
<b>Parental Prior</b>													<b>0</b>



Lander: January - December 2014

	Jan.	Feb.	Mar.	Apr.	May	Jun.	Jul.	Aug.	Sep.	Oct.	Nov.	Dec.	Totals & Ave.
<b>BAC</b>													
PBT	0.092	0.061	0.115	0.070	0.104	0.125	0.100	0.133	0.035	0.134	0.106		0.098
Intoximeter													
Refused													0
<b>Accident Related</b>													0
<b>Location of Offense</b>													
Bar												1	1
Other			1		1			1				2	5
Park						1							1
Parking Lot		2		1				2					5
Residence	1		13		4	1	3	3			3		28
Restaurant												1	1
School		2			2								4
Street	2	1	1		7				1	1	3		16
Vehicle				1		2			1				4
<b>Where Minor Obt. Alc.</b>													
Bar												1	1
Home		1		1		1	1				6		10
Liquor Store								1				2	3
Party			12		3								15
<b>Other Crimes Charged</b>													
3rd Degree Sex Assault													0
Assault											1		1
Attempt to Purchase													0
Burglary													0
Criminal Entry													0
Curfew					1				1				2
Disobeying													0
Disorderly Conduct			1										1
Disturbing Peace			1			1							2
Duties of Driver													0
Improper Lights													0
Interference		1	2		3	1	1						8
Juvenile party report													0
Lane Violation													0
Leave Scene Accident													0
No DL			1		1								2
No Insurance						1					1		2
Obstruction													0
Pedestrian Under Influen.					1								1
Poss. Cont. Subst.	2	1			5								8
Poss. Drug Para.													0
Poss. Of Marijuana													0
Poss. Of Narcotics													0
Poss. Of Tobacco					1								1
Probation Violation													0
Property Destruction													0
Resisting Arrest													0
Traffic Offense			1			1							2
Trespassing													0
Vandalism													0
Warrant				1							2		3

Underage Arrests for Alcohol Offenses (by year)



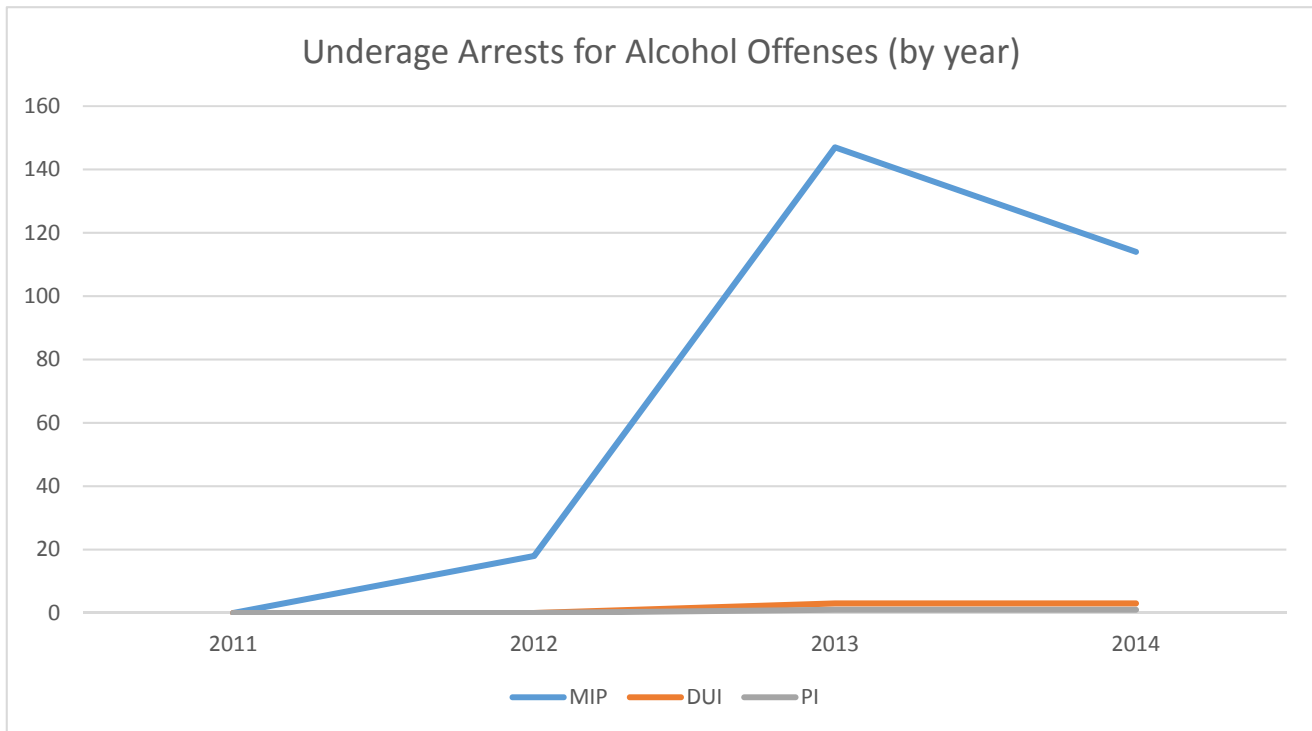
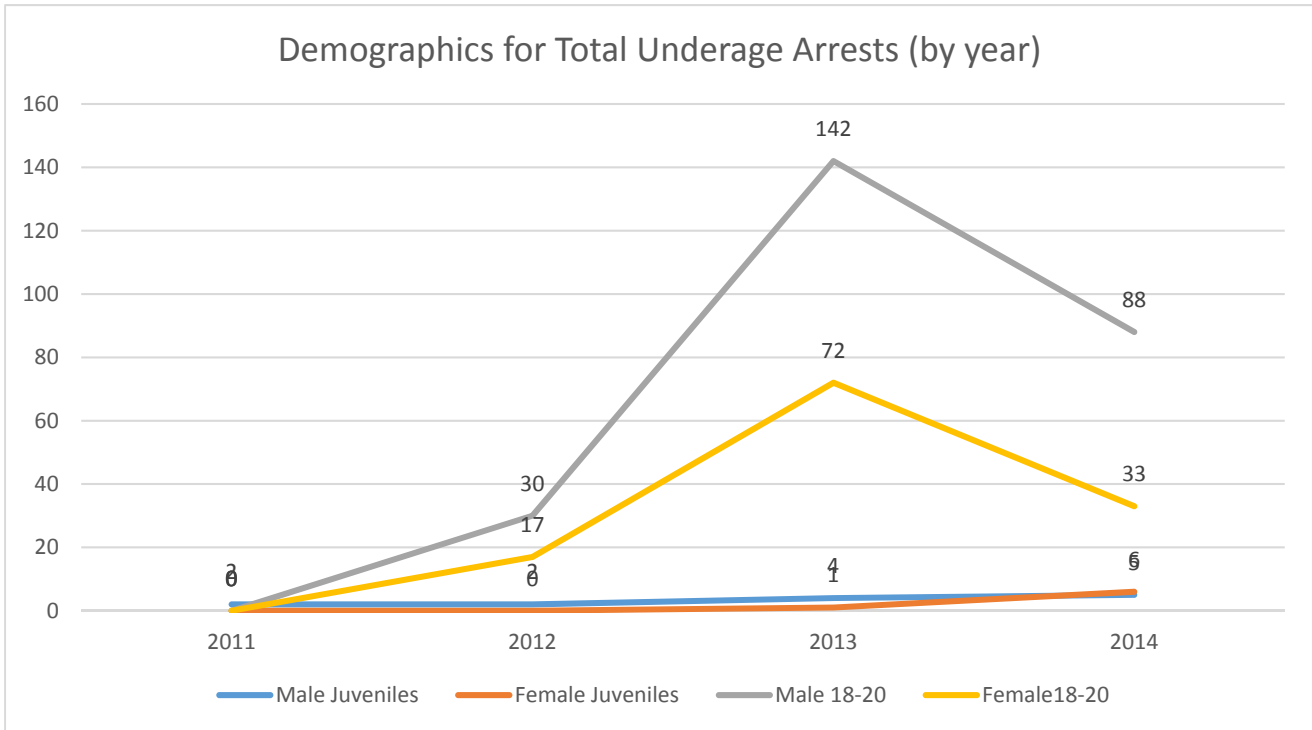
Laramie: January - December 2014

	Jan.	Feb.	Mar.	Apr.	May	Jun.	Jul.	Aug.	Sep.	Oct.	Nov.	Dec.	Totals & Ave.
<b>Total Arrests</b>	<b>14</b>	<b>29</b>	<b>16</b>	<b>8</b>	<b>8</b>	<b>5</b>	<b>6</b>	<b>10</b>	<b>16</b>	<b>11</b>	<b>9</b>	<b>8</b>	<b>140</b>
Arrest	3	14	6	2	5	2	1	2	6	4	3		48
Cite/Release	11	15	10	6	3	3	5	8	10	7	6	8	92
<b>Day of Week</b>													
Monday													0
Tuesday						1							1
Wednesday	1		1						1		1		4
Thursday			7		3	2	2	1	3		1		19
Friday	3	7	2	1	3		1	3	5	6		5	36
Saturday	1	17	5	5		1	3	5	2	2	6	3	50
Sunday	9	5	1	2	2	1		1	5	2	1		29
<b>Time</b>													
10am-4pm	2		1							2	1		6
4pm-10pm	3			1	1	1	1	3	6	3	1		20
10pm-12am	1		7	4	4		2	1	2	2	1	1	25
12am-2am	4	27	4	2	2	2	1	3	8	2	4	7	66
2am-4am	3	2	4	1	1		2	2		2	2		19
4am-10am	1					2		1					4
<b>Age and Gender</b>													
Female 14 and under													0
Female 15-17	1							1		3	1		6
Female 18-20	3	4	4	2	3	2	3	3	2	2	2	3	33
Female over 21									1				1
Female no age													0
Male 14 and under													0
Male 15-17		1		2		2							5
Male 18-20	10	24	12	4	5	1	3	5	7	6	6	5	88
Male over 21								1	6				7
Male no age													0
<b>MIP</b>	<b>13</b>	<b>22</b>	<b>15</b>	<b>8</b>	<b>6</b>	<b>5</b>	<b>6</b>	<b>9</b>	<b>7</b>	<b>10</b>	<b>8</b>	<b>5</b>	<b>114</b>
<b>DUI</b>	<b>1</b>								<b>2</b>				<b>3</b>
<b>Open Container</b>													
<b>Youthful Offender</b>			<b>1</b>		<b>1</b>	<b>1</b>		<b>1</b>		<b>1</b>			<b>5</b>
<b>Public Intoxication</b>			<b>1</b>										<b>1</b>
<b>Minor in Establishment</b>		<b>1</b>			<b>3</b>				<b>2</b>	<b>1</b>		<b>3</b>	<b>10</b>
<b>Furnish to Minor</b>		<b>2</b>						<b>1</b>					<b>3</b>
<b>Sell to Minor</b>													<b>0</b>
<b>False ID</b>		<b>3</b>	<b>1</b>		<b>1</b>				<b>1</b>	<b>1</b>			<b>7</b>
<b>Parental Prior</b>													<b>0</b>

Laramie: January - December 2014

	Jan.	Feb.	Mar.	Apr.	May	Jun.	Jul.	Aug.	Sep.	Oct.	Nov.	Dec.	Totals & Ave.
<b>BAC</b>													
PBT	0.105	0.108	0.154		0.111	0.132	0.185	0.172	0.164	0.124	0.092		0.135
Intoximeter													
Refused	7	16	13	8									44
<b>Accident Related</b>													
<b>Location of Offense</b>													
Bar		3			3			1	2	1	1	3	14
Other	1							1					2
Park						1							1
Parking Lot				2	1			2	1				6
Residence	7	20	11	5	1		2	3	5	4	3	1	62
Restaurant					1								1
School										1	1		2
Street	6	2	5	1	2	4	4	3	8	5	4	4	48
Vehicle		4											4
<b>Where Minor Obt. Alc.</b>													
Bar													0
Home													0
Liquor Store													0
Party													0
<b>Other Crimes Charged</b>													
3rd Degree Sex Assault													0
Assault													0
Attempt to Purchase													0
Burglary													0
Criminal Entry													0
Curfew													0
Disobeying													0
Disorderly Conduct													0
Disturbing Peace													0
Duties of Driver													0
Improper Lights													0
Interference									1	1			2
Juvenile party report													0
Lane Violation													0
Leave Scene Accident													0
No DL													0
No Insurance													0
Obstruction													0
Pedestrian Under Influen.													0
Poss. Cont. Subst.													0
Poss. Drug Para.													0
Poss. Of Marijuana													0
Poss. Of Narcotics													0
Poss. Of Tobacco													0
Probation Violation													0
Property Destruction													0
Traffic Offense									1				1
Trespassing													0
Urinating													0
Vandalism													0
Warrant													0

# Laramie PD



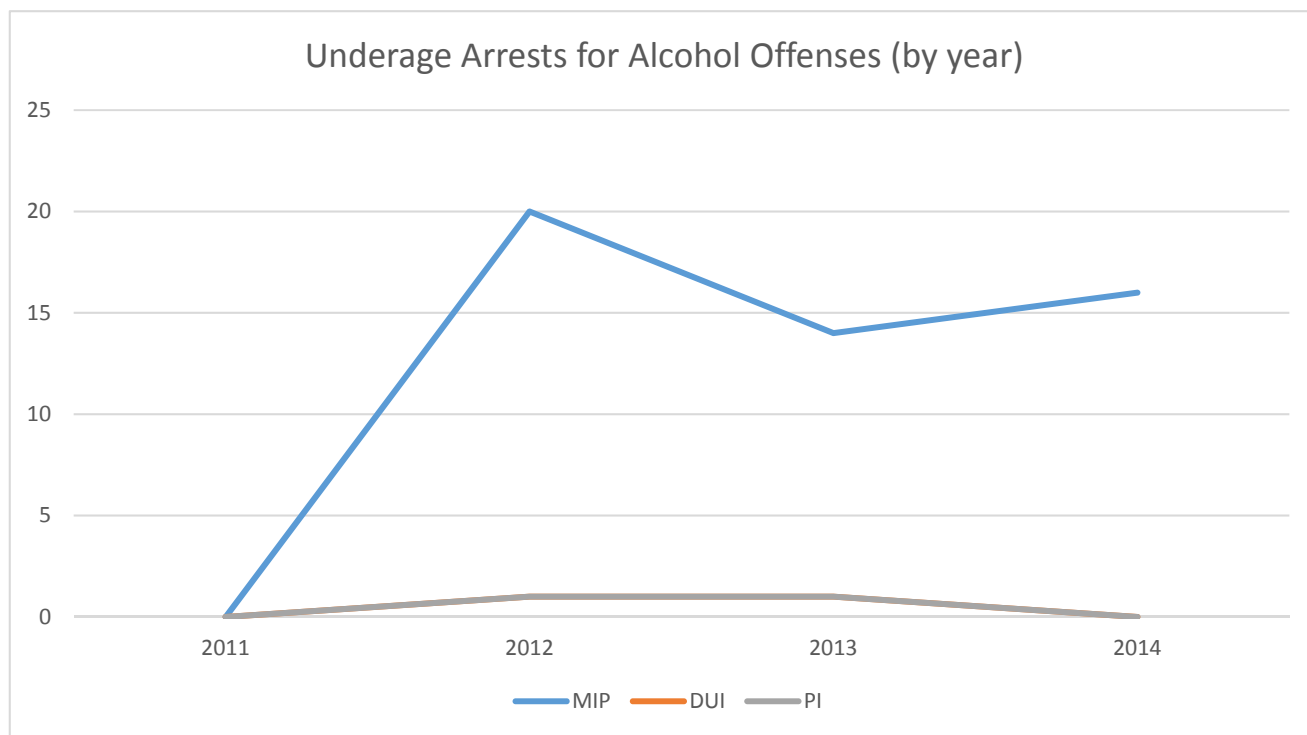
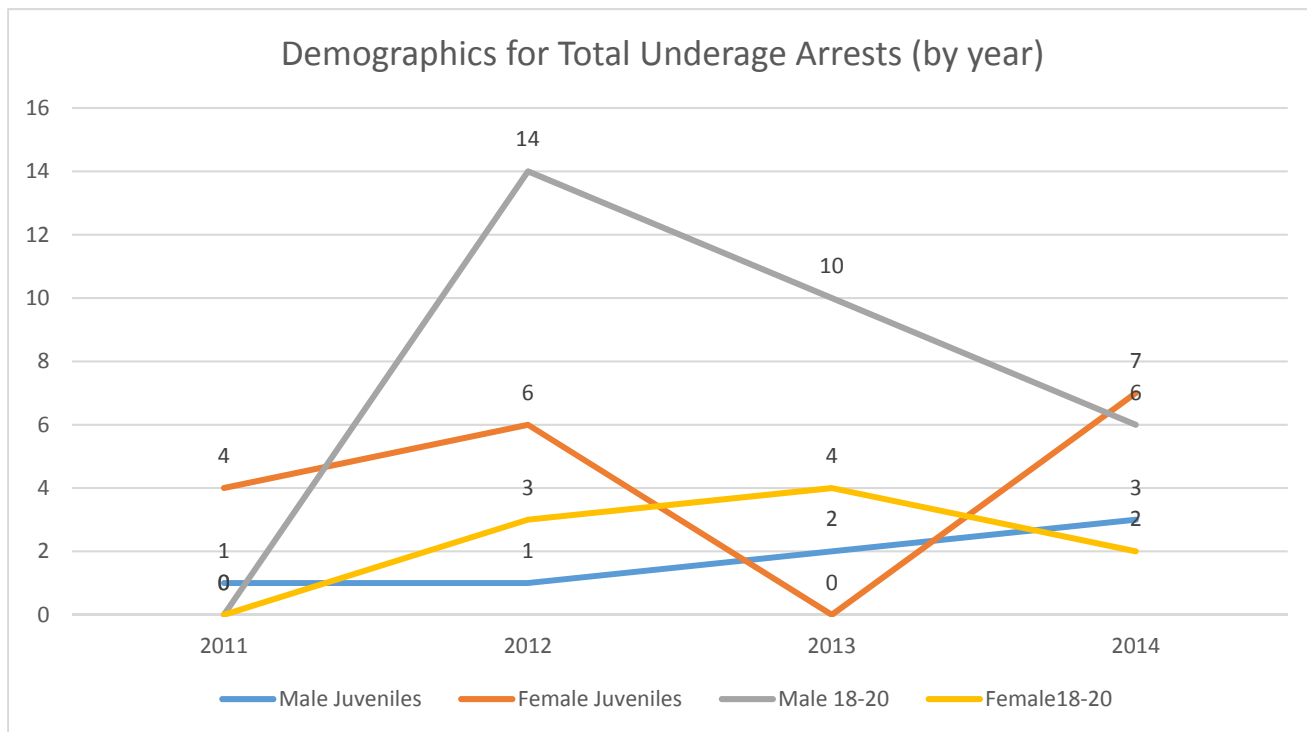
Lincoln Co.: January - December 2014

	Jan.	Feb.	Mar.	Apr.	May	Jun.	Jul.	Aug.	Sep.	Oct.	Nov.	Dec.	Totals & Ave.
<b>Total Arrests</b>	<b>0</b>	<b>0</b>	<b>12</b>	<b>5</b>	<b>0</b>	<b>4</b>	<b>5</b>	<b>0</b>	<b>0</b>	<b>0</b>	<b>0</b>	<b>0</b>	<b>26</b>
Arrest			1	1		4	5						2
Cite/Release			11	1		4	5						21
<b>Day of Week</b>													
Monday			11										11
Tuesday				1									1
Wednesday							5						5
Thursday						4							4
Friday													0
Saturday													0
Sunday			1	1									2
<b>Time</b>													
10am-4pm				1									1
4pm-10pm				1									1
10pm-12am													0
12am-2am			11			4	5						20
2am-4am													0
4am-10am			1										1
<b>Age and Gender</b>													
Female 14 and under													0
Female 15-17			5			2							7
Female 18-20						1	1						2
Female over 21													0
Female no age													0
Male 14 and under													0
Male 15-17			1			1	1						3
Male 18-20			2	1			3						6
Male over 21			4	1									5
Male no age													0
<b>MIP</b>			<b>7</b>			<b>4</b>	<b>5</b>						<b>16</b>
<b>DUI</b>													<b>0</b>
<b>Open Container</b>													<b>0</b>
<b>Youthful Offender</b>													<b>0</b>
<b>Public Intoxication</b>													<b>0</b>
<b>Minor in Establishment</b>													<b>0</b>
<b>Furnish to Minor</b>			<b>2</b>	<b>1</b>			<b>1</b>						<b>4</b>
<b>Sell to Minor</b>													<b>0</b>
<b>False ID</b>													<b>0</b>
<b>Parental Prior</b>													<b>0</b>

Lincoln Co.: January - December 2014

	Jan.	Feb.	Mar.	Apr.	May	Jun.	Jul.	Aug.	Sep.	Oct.	Nov.	Dec.	Totals & Ave.
<b>BAC</b>													
PBT						0.095							0.095
Intoximeter													#DIV/0!
Refused				1									1
<b>Accident Related</b>													
<b>Location of Offense</b>													
Bar													0
Other													0
Park				1		3							4
Parking Lot													0
Residence			11				5						16
Restaurant													0
School													0
Street													0
Vehicle													0
<b>Where Minor Obt. Alc.</b>													
Bar													0
Home													0
Liquor Store				1									1
Party						3	5						8
<b>Other Crimes Charged</b>													
3rd Degree Sex Assault													0
Assault													0
Attempt to Purchase													0
Burglary													0
Criminal Entry													0
Curfew													0
Disobeying													0
Disorderly Conduct													0
Disturbing Peace													0
Duties of Driver													0
Improper Lights													0
Interference													0
Juvenile party report													0
Lane Violation													0
Leave Scene Accident													0
No DL													0
No Insurance													0
Obstruction													0
Pedestrian Under Influen.													0
Poss. Cont. Subst.													0
Poss. Drug Para.													0
Poss. Of Marijuana													0
Poss. Of Narcotics													0
Poss. Of Tobacco													0
Probation Violation													0
Property Destruction													0
Traffic Offense													0
Trespassing													0
Vandalism													0
Warrant													0

## Lincoln Co. SO





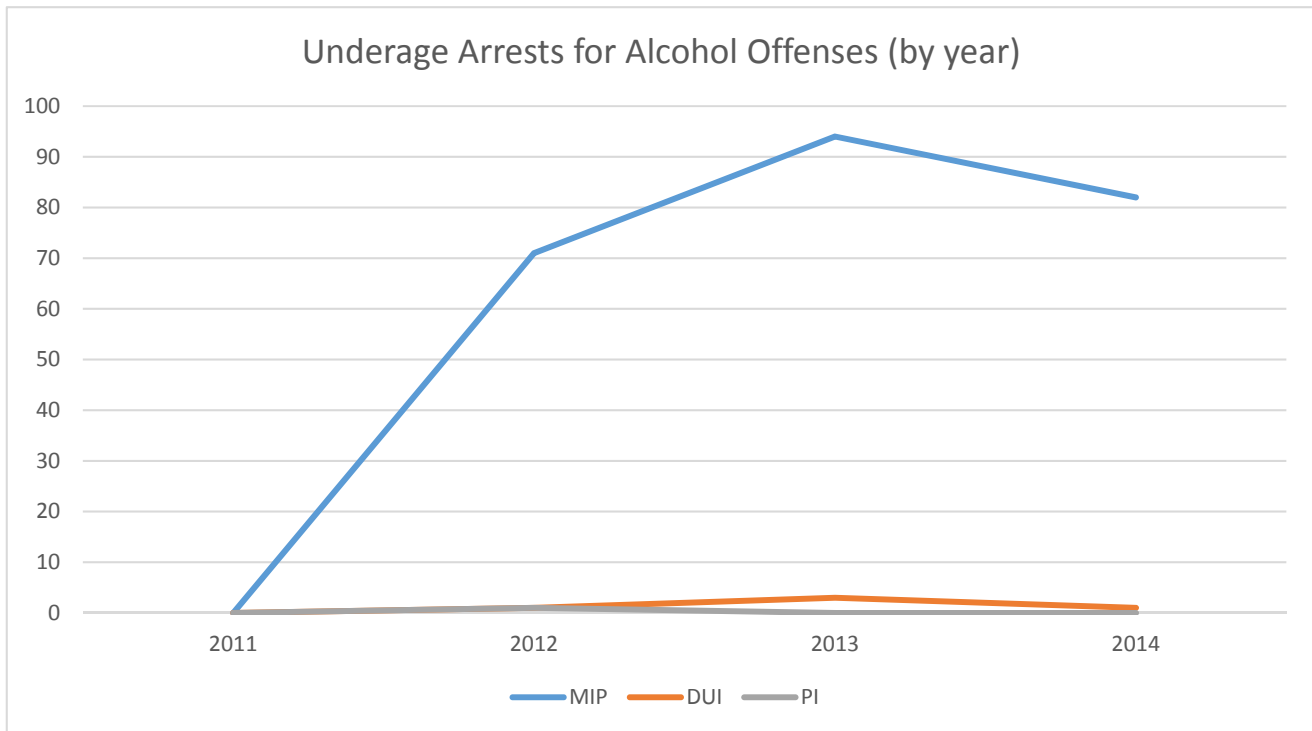
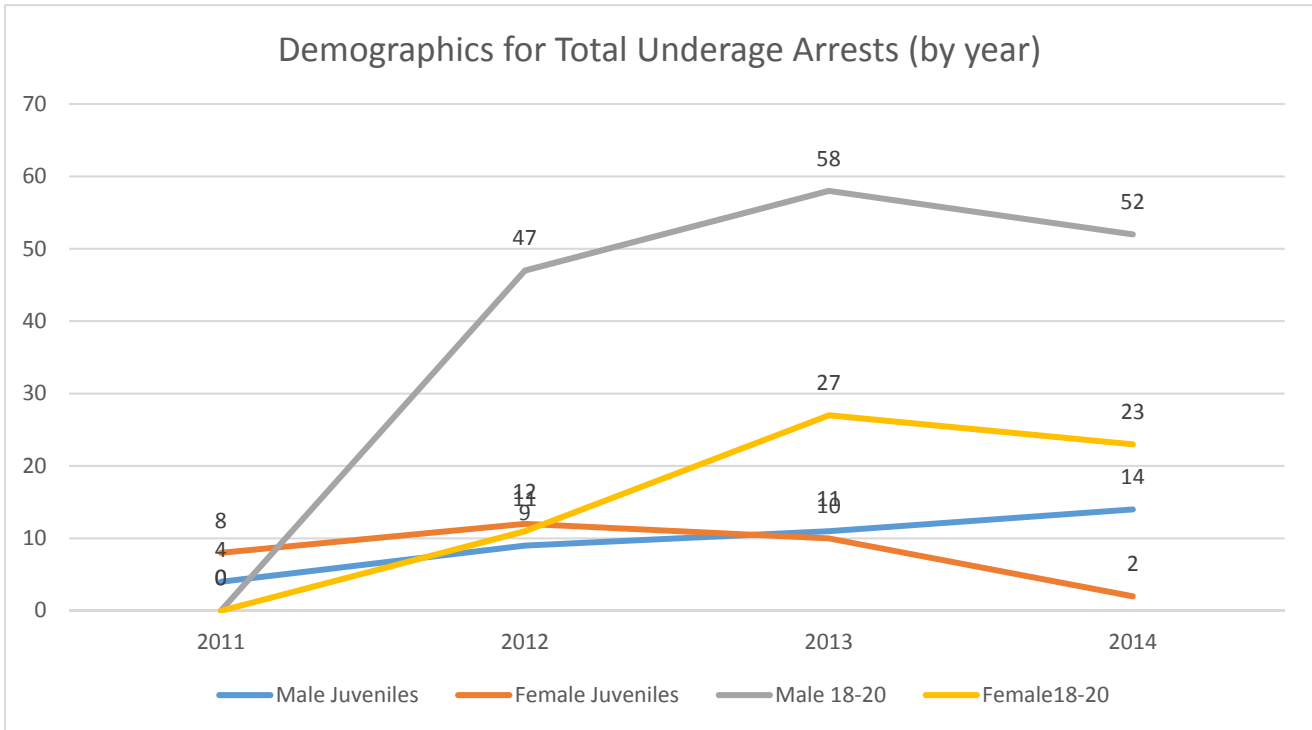
Powell: January - December 2014

	Jan.	Feb.	Mar.	Apr.	May	Jun.	Jul.	Aug.	Sep.	Oct.	Nov.	Dec.	Totals & Ave.
<b>Total Arrests</b>	<b>6</b>	<b>3</b>	<b>4</b>	<b>12</b>	<b>13</b>	<b>3</b>	<b>4</b>	<b>25</b>	<b>5</b>	<b>3</b>	<b>15</b>	<b>3</b>	<b>96</b>
Arrest		1			3	1							5
Cite/Release	6	2	4	12	10	2	4	25	5	3	15	3	91
<b>Day of Week</b>													
Monday				2		2			1	1			6
Tuesday			1			1		6	1				9
Wednesday	1	1	1	2						1	5		11
Thursday	3			5	1				1				10
Friday		1		2	2		3				4		12
Saturday	2	1	2		10		1	1		1	5	3	26
Sunday				1				18	2		1		22
<b>Time</b>													
10am-4pm				2					1		1		4
4pm-10pm		1		1	1	2		5		2	4		16
10pm-12am	3			6	3			1	1		3	3	20
12am-2am		2	3	1	3	1	4	9	1	1	6		31
2am-4am	2		1	1	6			6	2		1		19
4am-10am	1			1				4					6
<b>Age and Gender</b>													
Female 14 and under													0
Female 15-17								1			1		2
Female 18-20	1		3	5	2	1	2	5		1	3		23
Female over 21											1		1
Female no age													0
Male 14 and under					1				2				3
Male 15-17	1		1	1		1			1		4	2	11
Male 18-20	4	3		5	10		2	17	2	2	6	1	52
Male over 21				1		1		2					4
Male no age													0
<b>MIP</b>	<b>6</b>	<b>3</b>	<b>4</b>	<b>10</b>	<b>11</b>	<b>2</b>	<b>3</b>	<b>23</b>	<b>5</b>	<b>2</b>	<b>11</b>	<b>2</b>	<b>82</b>
<b>DUI</b>				<b>1</b>									<b>1</b>
<b>Open Container</b>													<b>0</b>
<b>Youthful Offender</b>					<b>2</b>		<b>1</b>				<b>2</b>	<b>1</b>	<b>6</b>
<b>Public Intoxication</b>													<b>0</b>
<b>Minor in Establishment</b>													<b>0</b>
<b>Furnish to Minor</b>				<b>1</b>		<b>1</b>		<b>2</b>			<b>1</b>		<b>5</b>
<b>Sell to Minor</b>											<b>1</b>		<b>1</b>
<b>False ID</b>										<b>1</b>			<b>1</b>
<b>Parental Prior</b>													<b>0</b>

Powell: January - December 2014

	Jan.	Feb.	Mar.	Apr.	May	Jun.	Jul.	Aug.	Sep.	Oct.	Nov.	Dec.	Totals & Ave.
<b>BAC</b>													
PBT	0.076	0.030	0.050	0.073	0.080	0.112	0.020	0.084	0.068	0.097	0.110	0.123	0.077
Intoximeter													#DIV/0!
Refused			1	1			1	1					4
<b>Accident Related</b>													<b>0</b>
<b>Location of Offense</b>													
Bar				1				1		1			3
Other									1				1
Park											3		3
Parking Lot			2					5		1			8
Residence	1		1	3	1			16			1		23
Restaurant											1		1
School	3										2		5
Street												3	3
Vehicle	2	3	1	8	12	3	4	1	2	1	8		45
<b>Where Minor Obt. Alc.</b>													
Bar	2							2					4
Home		1		2		1		7	1		7		19
Liquor Store					2								2
Party				1	3			10			3		17
<b>Other Crimes Charged</b>													
3rd Degree Sex Assault													0
Assault													0
Attempt to Purchase													0
Burglary													0
Criminal Entry													0
Curfew													0
Disobeying													0
Disorderly Conduct													0
Disturbing Peace													0
Domestic Battery													0
Duties of Driver													0
Improper Lights													0
Interference													0
Juvenile party report													0
Lane Violation													0
Leave Scene Accident													0
No DL													0
No Insurance													0
Obstruction													0
Pedestrian Under Influen.													0
Poss. Cont. Subst.	2				1								3
Poss. Drug Para.													0
Poss. Of Marijuana													0
Poss. Of Narcotics													0
Poss. Of Tobacco												1	1
Probation Violation													0
Property Destruction									1				1
Traffic Offense						1							1
Trespassing													0
Vandalism													0
Warrant													0

## Powell PD



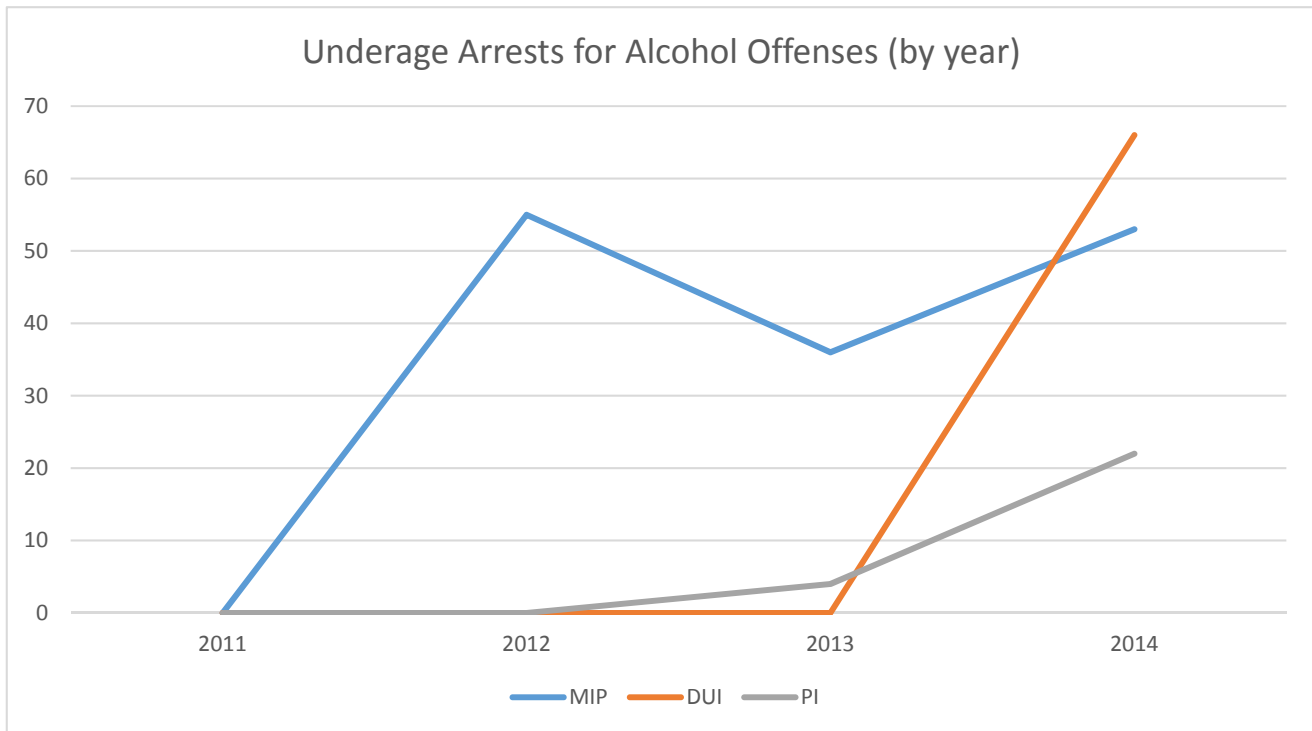
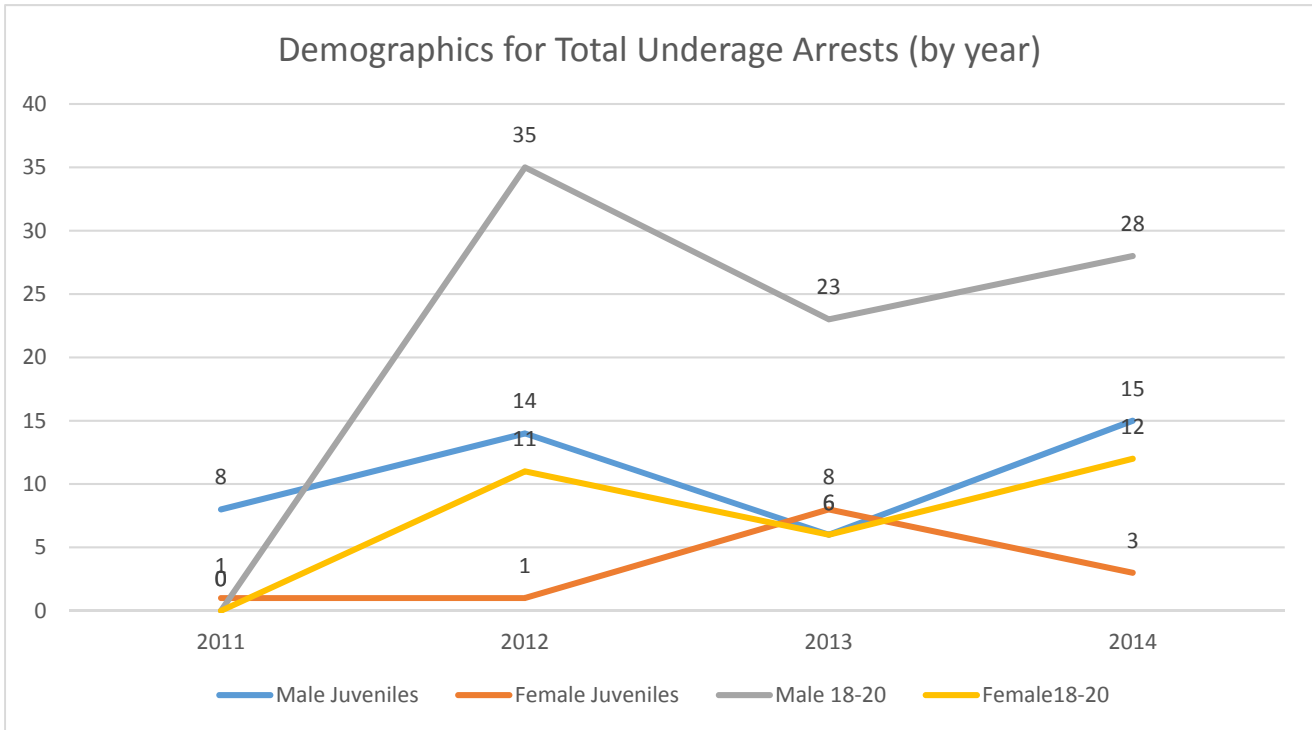
Rawlins: January - December 2014

	Jan.	Feb.	Mar.	Apr.	May	Jun.	Jul.	Aug.	Sep.	Oct.	Nov.	Dec.	Totals & Ave.
<b>Total Arrests</b>	<b>21</b>	<b>11</b>	<b>17</b>	<b>26</b>	<b>26</b>	<b>19</b>	<b>4</b>	<b>7</b>	<b>8</b>	<b>10</b>	<b>15</b>	<b>4</b>	<b>168</b>
Arrest	13	10	11	19	18	16	1	6	2	2	2	1	101
Cite/Release	8	1	6	7	8	3	3	1	6	8	13	3	67
<b>Day of Week</b>													
Monday	1		2	3	1	1			2			1	11
Tuesday	1	1		1		1					1		5
Wednesday		1			2	1	1			3			8
Thursday		2	5	6	2	2	1				10		28
Friday	3	2	3	7	4	4	1	1	6	3	1		35
Saturday	2	2	3	8	10	7	1	1			2	3	39
Sunday	14	3	4	1	7	3		5		4	1		42
<b>Time</b>													
10am-4pm	3	1			1	2				1			8
4pm-10pm	2	3	7	6	3	2	3	1	2	2	9	1	41
10pm-12am		3		10	4	5		1	4	2	3	1	33
12am-2am	4	2	4	4	14	7		5		1	3	2	46
2am-4am	12	2	6	4	2	3			2	2			33
4am-10am				2	2		1			2			7
<b>Age and Gender</b>													
Female 14 and under													0
Female 15-17	1								2				3
Female 18-20	2			3			1	3		2	1		12
Female over 21	3	2	4	7	9	3		1		1	6		36
Female no age													0
Male 14 and under	1									1			2
Male 15-17	3		1		1	1	1		3	2	1		13
Male 18-20	2		2	2	3	3	1	2	2	3	4	4	28
Male over 21	9	9	10	14	13	12	1	1	1	1	3		74
Male no age													0
<b>MIP</b>	<b>9</b>		<b>3</b>	<b>4</b>	<b>4</b>	<b>4</b>	<b>3</b>	<b>5</b>	<b>7</b>	<b>7</b>	<b>4</b>	<b>3</b>	<b>53</b>
<b>DUI</b>	<b>9</b>	<b>7</b>	<b>7</b>	<b>12</b>	<b>16</b>	<b>13</b>		<b>1</b>		<b>1</b>			<b>66</b>
<b>Open Container</b>	<b>2</b>	<b>1</b>		<b>1</b>	<b>5</b>		<b>1</b>			<b>1</b>			<b>11</b>
<b>Youthful Offender</b>				<b>1</b>				<b>2</b>		<b>2</b>	<b>1</b>	<b>1</b>	<b>7</b>
<b>Public Intoxication</b>	<b>3</b>	<b>4</b>	<b>3</b>	<b>6</b>	<b>3</b>	<b>2</b>						<b>1</b>	<b>22</b>
<b>Minor in Establishment</b>												<b>1</b>	<b>1</b>
<b>Furnish to Minor</b>				<b>2</b>	<b>1</b>	<b>1</b>	<b>1</b>	<b>2</b>	<b>2</b>				<b>9</b>
<b>Sell to Minor</b>			<b>4</b>								<b>9</b>		<b>13</b>
<b>False ID</b>													<b>0</b>
<b>Parental Prior</b>													<b>0</b>

Rawlins: January - December 2014

	Jan.	Feb.	Mar.	Apr.	May	Jun.	Jul.	Aug.	Sep.	Oct.	Nov.	Dec.	Totals & Ave.
<b>BAC</b>													
PBT	0.043	0.309	0.085	0.165	0.095	0.147	0.104	0.110	0.108	0.107	0.114		0.126
Intoximeter	0.196	0.158	0.118	0.133	0.152	0.144				0.135	0.056		0.137
Refused		1	1	2	1	2		1				1	9
<b>Accident Related</b>													<b>0</b>
<b>Location of Offense</b>													
Bar	2	1	3	1	2	1					5	2	17
Other		2	2								5		9
Park													0
Parking Lot	3	1	1	7	2	3		2		2	1		22
Residence	10	1	1	6		4	1	3	4	3	1		34
Restaurant													0
School					1				2	2			5
Street	6	6	10	12	21	11		1	2	3	3	2	77
Vehicle													0
<b>Where Minor Obt. Alc.</b>													
Bar		1			1	2					2	2	8
Home				1	1		1	3	5				11
Liquor Store													0
Party													0
<b>Other Crimes Charged</b>													
3rd Degree Sex Assault													0
Assault							1		1				2
Attempt to Purchase													0
Battery													0
Burglary													0
Criminal Entry													0
Curfew													0
Disobeying										1			1
Disorderly Conduct													0
Disturbing Peace													0
Domestic Battery													0
Duties of Driver													0
Improper Lights													0
Interference	1		1										2
Juvenile party report													0
Lane Violation													0
Leave Scene Accident													0
No DL				2	2	1		1					6
No Insurance	1			2		2		1					6
Obstruction													0
Pedestrian Under Influen.													0
Poss. Cont. Subst.				2	1	2							5
Poss. Drug Para.													0
Poss. Of Marijuana													0
Poss. Of Narcotics										1			1
Poss. Of Tobacco			1				1						2
Probation Violation													0
Property Destruction													0
Traffic Offense	4	1	2	4	3	3		3					20
Trespassing	1			2									3
Vandalism													0
Warrant						1							1

# Rawlins PD



Riverton: January - December 2014

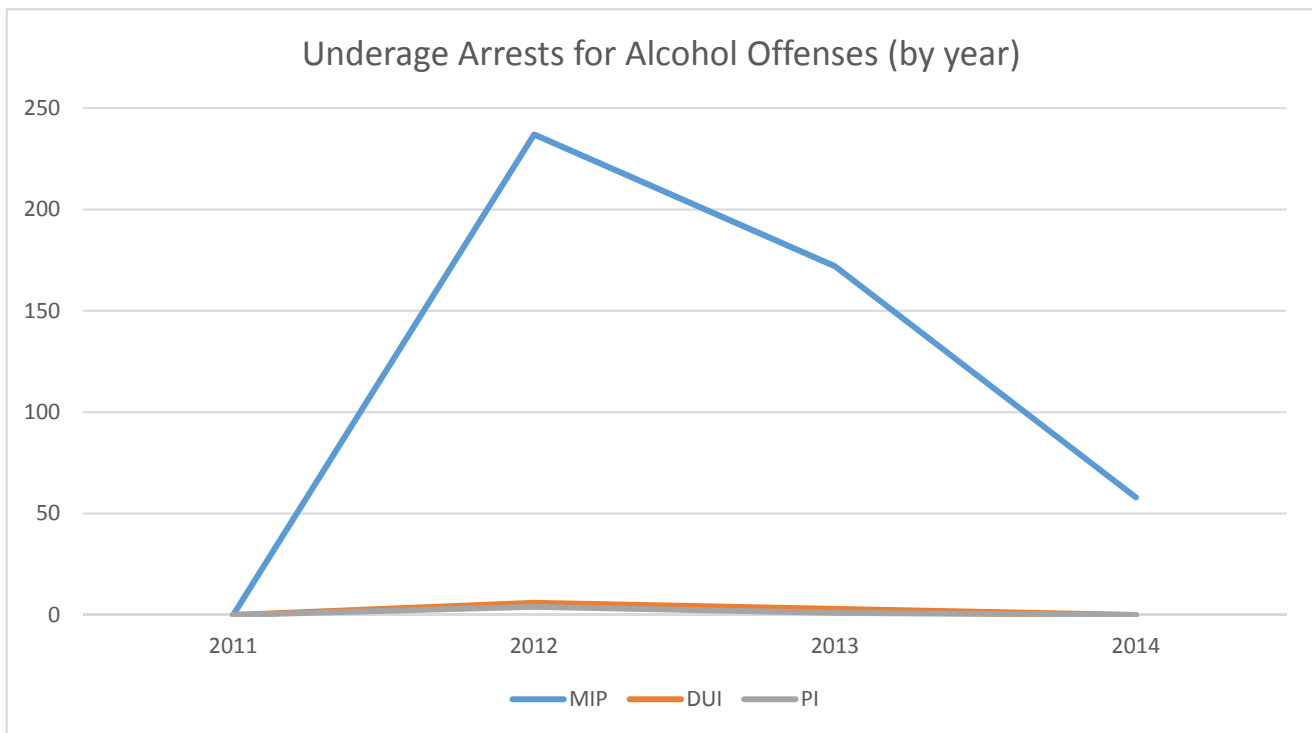
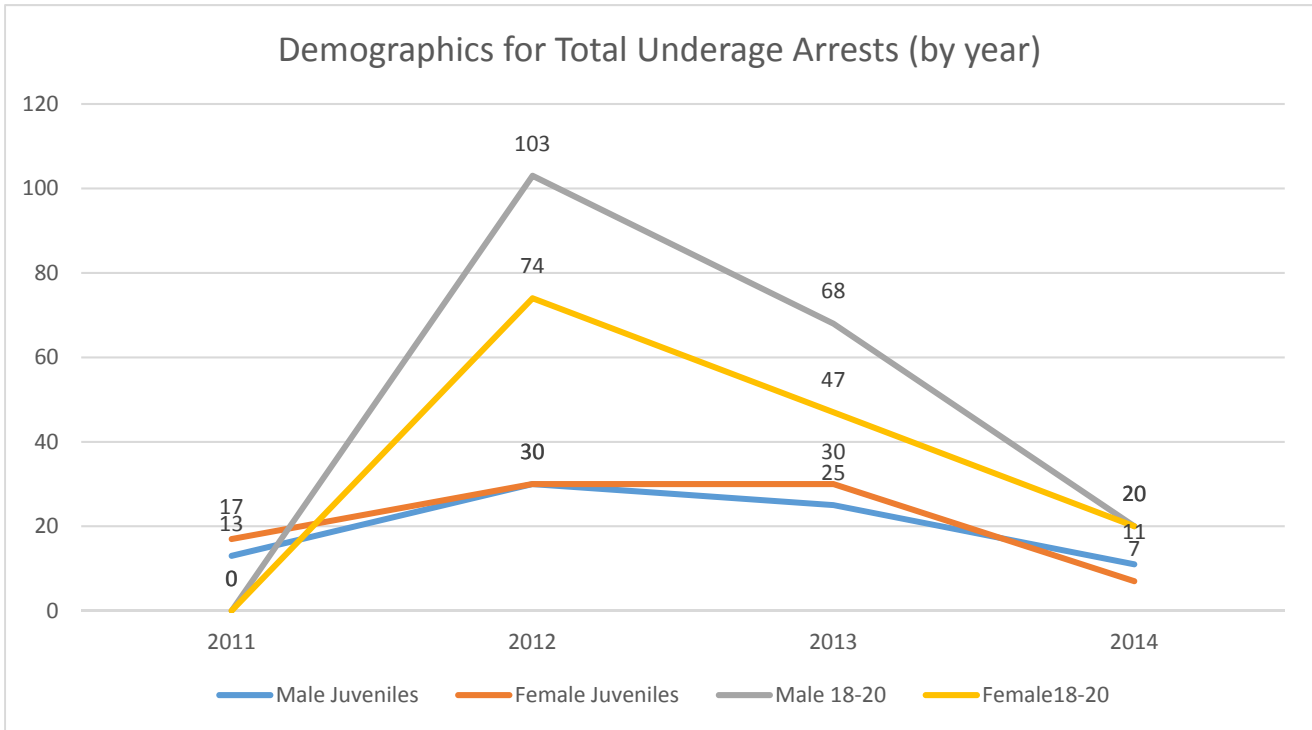
	Jan.	Feb.	Mar.	Apr.	May	Jun.	Jul.	Aug.	Sep.	Oct.	Nov.	Dec.	Totals & Ave.
<b>Total Arrests</b>	<b>4</b>	<b>11</b>	<b>2</b>	<b>9</b>	<b>8</b>	<b>3</b>	<b>4</b>	<b>14</b>	<b>5</b>				<b>60</b>
Arrest					8			1					9
Cite/Release	4	11	2	9		3	4	13	5				51
<b>Day of Week</b>													
Monday							2	4					6
Tuesday				5	1			6					12
Wednesday													0
Thursday	3		1		1	3							8
Friday			1										1
Saturday	1	11		1	6		2	3	1				25
Sunday				3				1	4				8
<b>Time</b>													
10am-4pm					2								2
4pm-10pm	1					1							2
10pm-12am				5	1		2	7					15
12am-2am		10	1	4	4			4	5				28
2am-4am	1	1	1			2	2	3					10
4am-10am	2				1								3
<b>Age and Gender</b>													
Female 14 and under					1		1						2
Female 15-17	1				1		1	2					5
Female 18-20	1	3	1	2	2	1	2	4	4				20
Female over 21								1					1
Female no age													0
Male 14 and under													0
Male 15-17	1	3	1	2	3			1					11
Male 18-20	1	5		5	1	1		6	1				20
Male over 21						1							1
Male no age													0
<b>MIP</b>	<b>4</b>	<b>11</b>	<b>2</b>	<b>9</b>	<b>8</b>	<b>2</b>	<b>4</b>	<b>13</b>	<b>5</b>				<b>58</b>
<b>DUI</b>													<b>0</b>
<b>Open Container</b>													<b>0</b>
<b>Youthful Offender</b>													<b>0</b>
<b>Public Intoxication</b>													<b>0</b>
<b>Minor in Establishment</b>													<b>0</b>
<b>Furnish to Minor</b>						1		1					<b>2</b>
<b>Sell to Minor</b>													<b>0</b>
<b>False ID</b>													<b>0</b>
<b>Parental Prior</b>													<b>0</b>

Riverton: January - December 2014

	Jan.	Feb.	Mar.	Apr.	May	Jun.	Jul.	Aug.	Sep.	Oct.	Nov.	Dec.	Totals & Ave.
<b>BAC</b>													
PBT	0.161	0.073	0.182	0.128	0.155	0.090	0.086	0.089	0.105				0.119
Intoximeter													
Refused					1								1
<b>Accident Related</b>													
<b>Location of Offense</b>													
Bar					1								1
Other				1	3								4
Park				1									1
Parking Lot		1	1					4					6
Residence	4	10		6	1	3	2	9	5				40
Restaurant													0
School													0
Street			1	1	3		2	1					8
Vehicle													0
<b>Where Minor Obt. Alc.</b>													
Bar													0
Home													0
Liquor Store													0
Party													0
<b>Other Crimes Charged</b>													
3rd Degree Sex Assault													0
Assault													0
Attempt to Purchase													0
Battery	1												1
Burglary													0
Criminal Entry													0
Curfew													0
Disobeying													0
Disorderly Conduct													0
Disturbing Peace													0
Domestic Battery													0
Duties of Driver													0
Improper Lights													0
Interference													0
Juvenile party report													0
Lane Violation													0
Leave Scene Accident													0
No DL													0
No Insurance													0
Obstruction													0
Pedestrian Under Influen.													0
Poss. Cont. Subst.													0
Poss. Drug Para.													0
Poss. Of Marijuana													0
Poss. Of Narcotics													0
Poss. Of Tobacco													0
Poss. Stolen Property													0
Probation Violation	1												1
Property Destruction													0
Resisting Arrest													0
Traffic Offense													0
Trespassing													0
Vandalism													0
Warrant													0



# Riverton PD



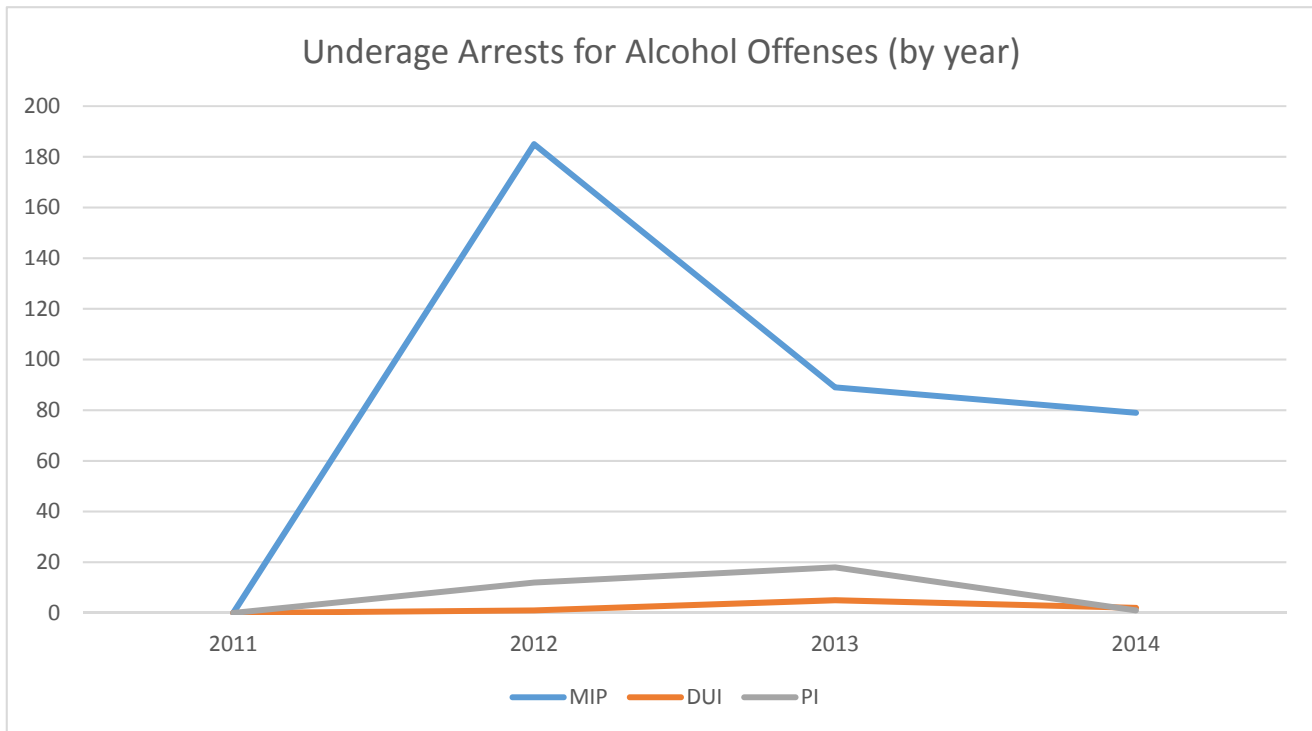
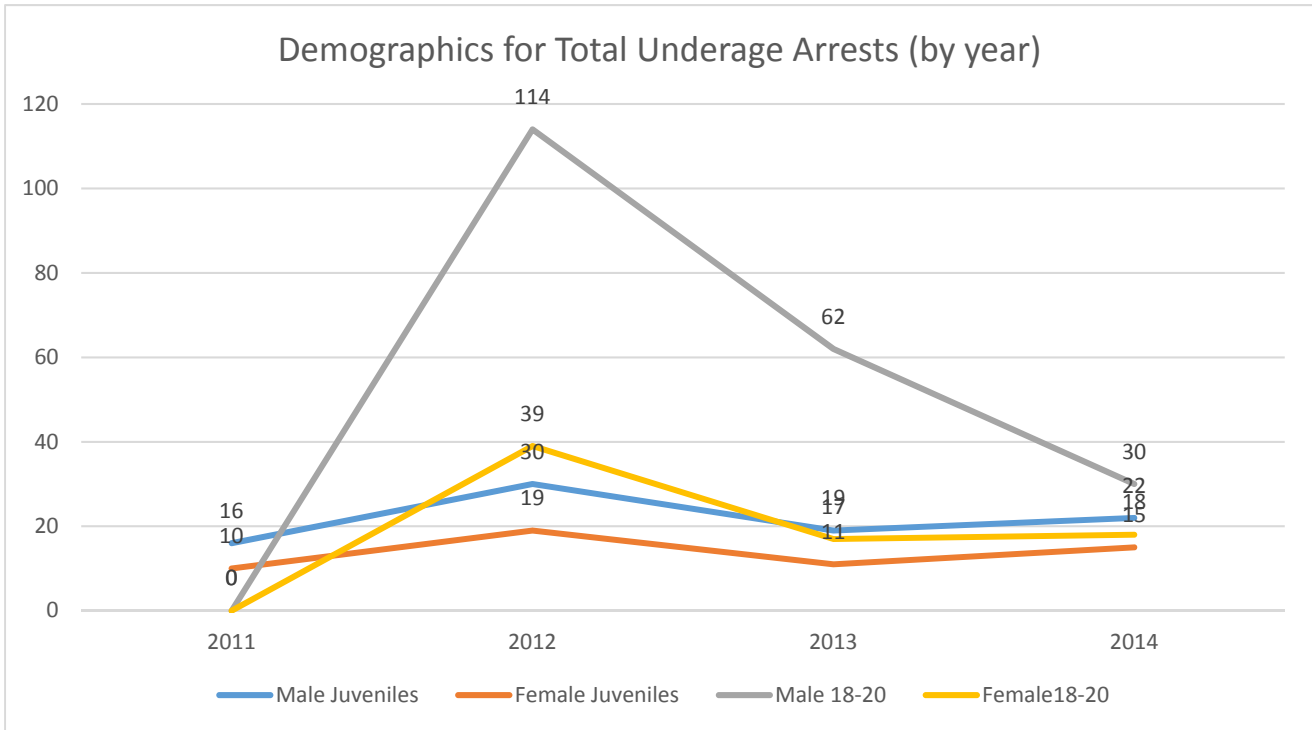
Rock Springs: January - December 2014

	Jan.	Feb.	Mar.	Apr.	May	Jun.	Jul.	Aug.	Sep.	Oct.	Nov.	Dec.	Totals & Ave.
<b>Total Arrests</b>	<b>11</b>	<b>6</b>	<b>3</b>	<b>9</b>	<b>8</b>	<b>2</b>	<b>18</b>	<b>17</b>	<b>2</b>	<b>2</b>	<b>11</b>	<b>0</b>	<b>89</b>
Arrest					3	2	2	1		1			9
Cite/Release	11	6	3	9	5		16	16	2	1	11		80
<b>Day of Week</b>													
Monday		1		1			1				1		4
Tuesday				5	2								7
Wednesday			1				1				1		3
Thursday		2	1	1	1	2	3						10
Friday	5				4			6		1			16
Saturday	6			2			1	3	2		8		22
Sunday		3	1		1		12	8		1	1		27
<b>Time</b>													
10am-4pm		2	1		3			1			1		8
4pm-10pm		1	1	5			2	1			3		13
10pm-12am	6		1	3	4	2	2	7	2		7		34
12am-2am	2	3			1		14	7					27
2am-4am	3							1		2			6
4am-10am				1									1
<b>Age and Gender</b>													
Female 14 and under										1	2		3
Female 15-17	1				1		2	3	2		3		12
Female 18-20	7			3	1		2	5					18
Female over 21				3									3
Female no age													0
Male 14 and under					1			1					2
Male 15-17		4		2	5		4	1			4		20
Male 18-20	3	2	3			2	10	7		1	2		30
Male over 21				1									1
Male no age													0
<b>MIP</b>	<b>11</b>	<b>6</b>	<b>3</b>	<b>3</b>	<b>5</b>	<b>1</b>	<b>18</b>	<b>17</b>	<b>2</b>	<b>2</b>	<b>11</b>		<b>79</b>
<b>DUI</b>					<b>1</b>	<b>1</b>							<b>2</b>
<b>Open Container</b>					<b>2</b>								<b>2</b>
<b>Youthful Offender</b>				<b>1</b>	<b>1</b>								<b>2</b>
<b>Public Intoxication</b>					<b>1</b>								<b>1</b>
<b>Minor in Establishment</b>													<b>0</b>
<b>Furnish to Minor</b>													<b>0</b>
<b>Sell to Minor</b>				<b>5</b>									<b>5</b>
<b>False ID</b>													<b>0</b>
<b>Parental Prior</b>													<b>0</b>

Rock Springs: January - December 2014

	Jan.	Feb.	Mar.	Apr.	May	Jun.	Jul.	Aug.	Sep.	Oct.	Nov.	Dec.	Totals & Ave.
<b>BAC</b>													
PBT	0.090	0.020	0.090	0.103	0.122	0.110		0.112	0.022	0.063	0.058		0.079
Intoximeter					0.209		0.086						0.148
Refused	1	1					2						4
<b>Accident Related</b>													
<b>Location of Offense</b>													
Bar							1						1
Other				1			4	8					13
Park								1					1
Parking Lot	2		2				1						5
Residence	8	3			1		12	7		1	9		41
Restaurant				4									4
School	1	3		2	3				2		1		12
Street			1	1						1	1		4
Vehicle				1	4	2		1					8
<b>Where Minor Obt. Alc.</b>													
Bar							2						2
Home	1			2	1		14	1		1			20
Liquor Store				1									1
Party	9	3	1		3			12		1	10		39
<b>Other Crimes Charged</b>													
3rd Degree Sex Assault													0
Assault													0
Attempt to Purchase													0
Battery													0
Burglary													0
Criminal Entry													0
Curfew										1			1
Disobeying													0
Disorderly Conduct													0
Disturbing Peace								1					1
Domestic Battery													0
Duties of Driver													0
Improper Lights													0
Interference							2	1		1			4
Juvenile party report													0
Lane Violation													0
Leave Scene Accident													0
No DL													0
No Insurance													0
Obstruction													0
Pedestrian Under Influen.													0
Poss. Cont. Subst.													0
Poss. Drug Para.													0
Poss. Of Marijuana													0
Poss. Of Narcotics													0
Poss. Of Tobacco													0
Poss. Stolen Property													0
Probation Violation													0
Property Destruction													0
Resisting Arrest													0
Traffic Offense				2		1							3
Trespassing							1						1
Vandalism													0
Warrant													0

# Rock Springs PD



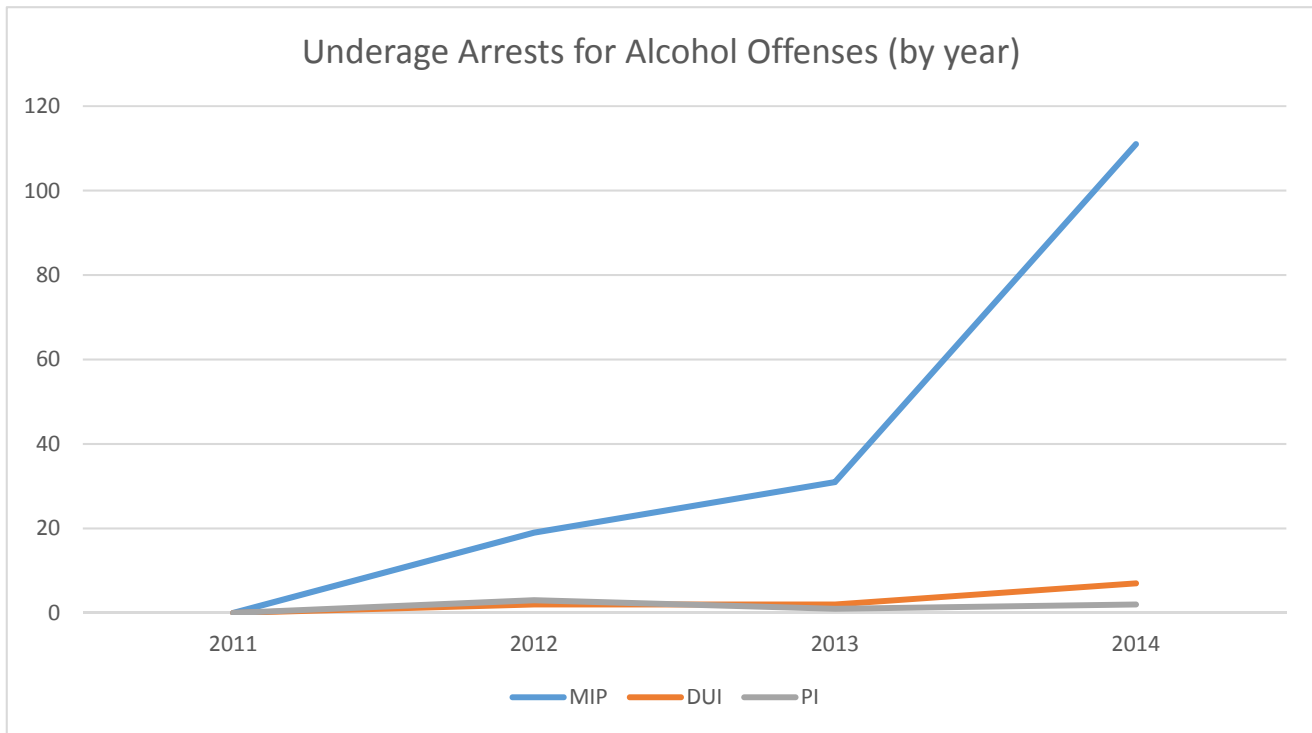
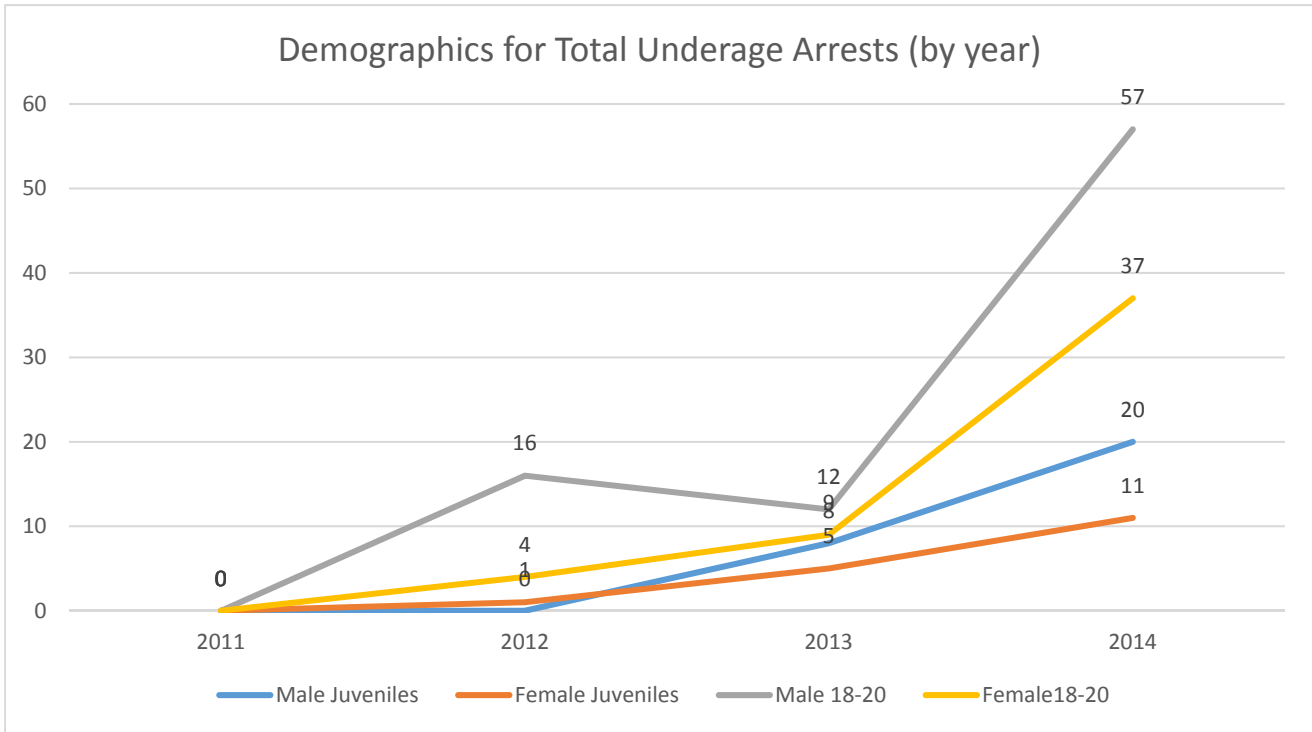
Sheridan: January - December 2014

	Jan.	Feb.	Mar.	Apr.	May	Jun.	Jul.	Aug.	Sep.	Oct.	Nov.	Dec.	Totals & Ave.
<b>Total Arrests</b>	<b>3</b>	<b>2</b>	<b>3</b>	<b>11</b>	<b>9</b>	<b>27</b>	<b>27</b>	<b>7</b>	<b>12</b>	<b>15</b>	<b>14</b>	<b>5</b>	<b>135</b>
Arrest			2	1		3	3	1	1	4	3	2	20
Cite/Release	3	2	1	10	9	24	24	6	11	11	11	3	115
<b>Day of Week</b>													
Monday	1			1									2
Tuesday			1		4						1		6
Wednesday	2	1			1		3	2		3		2	14
Thursday		1		7			2			2	6		18
Friday					1	14	3	1		3	4	2	28
Saturday			1	3	1	11	9	4	11	3	3	1	47
Sunday			1		2	2	10		1	4			20
<b>Time</b>													
10am-4pm				1	1					2			4
4pm-10pm						5	4			2		2	13
10pm-12am	1	1		7		7	4	1			1		22
12am-2am	2		1	1	7	10	8	6	1	6	9		51
2am-4am			1			5	4		5	4	4	1	24
4am-10am		1	1	2	1		7		6	1		2	21
<b>Age and Gender</b>													
Female 14 and under													0
Female 15-17		1				7			1	1	1		11
Female 18-20	1	1		5	4	8	10	1		3	2	2	37
Female over 21	1										1		2
Female no age													0
Male 14 and under					1								1
Male 15-17					1	3		2	8	3	2		19
Male 18-20	1		3	5	3	8	15	4	3	6	7	2	57
Male over 21				1		1	2			2	1	1	8
Male no age													0
<b>MIP</b>	<b>2</b>	<b>2</b>	<b>3</b>	<b>9</b>	<b>8</b>	<b>23</b>	<b>23</b>	<b>5</b>	<b>10</b>	<b>12</b>	<b>11</b>	<b>3</b>	<b>111</b>
<b>DUI</b>				<b>1</b>			<b>2</b>	<b>1</b>	<b>1</b>	<b>1</b>	<b>1</b>		<b>7</b>
<b>Open Container</b>										<b>1</b>			<b>1</b>
<b>Youthful Offender</b>													<b>0</b>
<b>Public Intoxication</b>							<b>1</b>					<b>1</b>	<b>2</b>
<b>Minor in Establishment</b>												<b>1</b>	<b>1</b>
<b>Furnish to Minor</b>				<b>1</b>		<b>2</b>	<b>1</b>						<b>4</b>
<b>Sell to Minor</b>													<b>0</b>
<b>False ID</b>							<b>1</b>						<b>1</b>
<b>Parental Prior</b>													<b>0</b>

Sheridan: January - December 2014

	Jan.	Feb.	Mar.	Apr.	May	Jun.	Jul.	Aug.	Sep.	Oct.	Nov.	Dec.	Totals & Ave.
<b>BAC</b>													
PBT	0.043	0.057	0.138	0.062	0.055	0.118	0.090	0.087	0.090	0.108	0.124	0.157	0.094
Intoximeter													
Refused							1						1
<b>Accident Related</b>													0
<b>Location of Offense</b>													
Bar							1						1
Other				2		2	5	1		4			14
Park						10							10
Parking Lot						2	4		5		1		12
Residence				7	4	9	5		5	11	8	2	51
Restaurant													0
School		1								1			2
Street	3	1	3	1	5	4	12	7	1	3	1	3	44
Vehicle													0
<b>Where Minor Obt. Alc.</b>													
Bar						1							1
Home													0
Liquor Store													0
Party						1							1
<b>Other Crimes Charged</b>													
3rd Degree Sex Assault													0
Assault													0
Attempt to Purchase													0
Battery											1		1
Burglary													0
Criminal Entry									1				1
Curfew						3			1				4
Disobeying													0
Disorderly Conduct						1							1
Disturbing Peace											1		1
Domestic Battery													0
Duties of Driver													0
Improper Lights													0
Interference											2		2
Juvenile party report													0
Lane Violation													0
Leave Scene Accident													0
No DL													0
No Insurance													0
Obstruction				1									1
Pedestrian Under Influen.													0
Poss. Cont. Subst.			1							4			5
Poss. Drug Para.						1				1			2
Poss. Of Marijuana						2							2
Poss. Of Narcotics													0
Poss. Of Tobacco						1							1
Poss. Stolen Property													0
Probation Violation										1			1
Property Destruction													0
Resisting Arrest			1							1			2
Traffic Offense						1	1						2
Trespassing													0
Vandalism													0
Warrant										1		1	2

# Sheridan PD



Teton Co.: January - December 2014

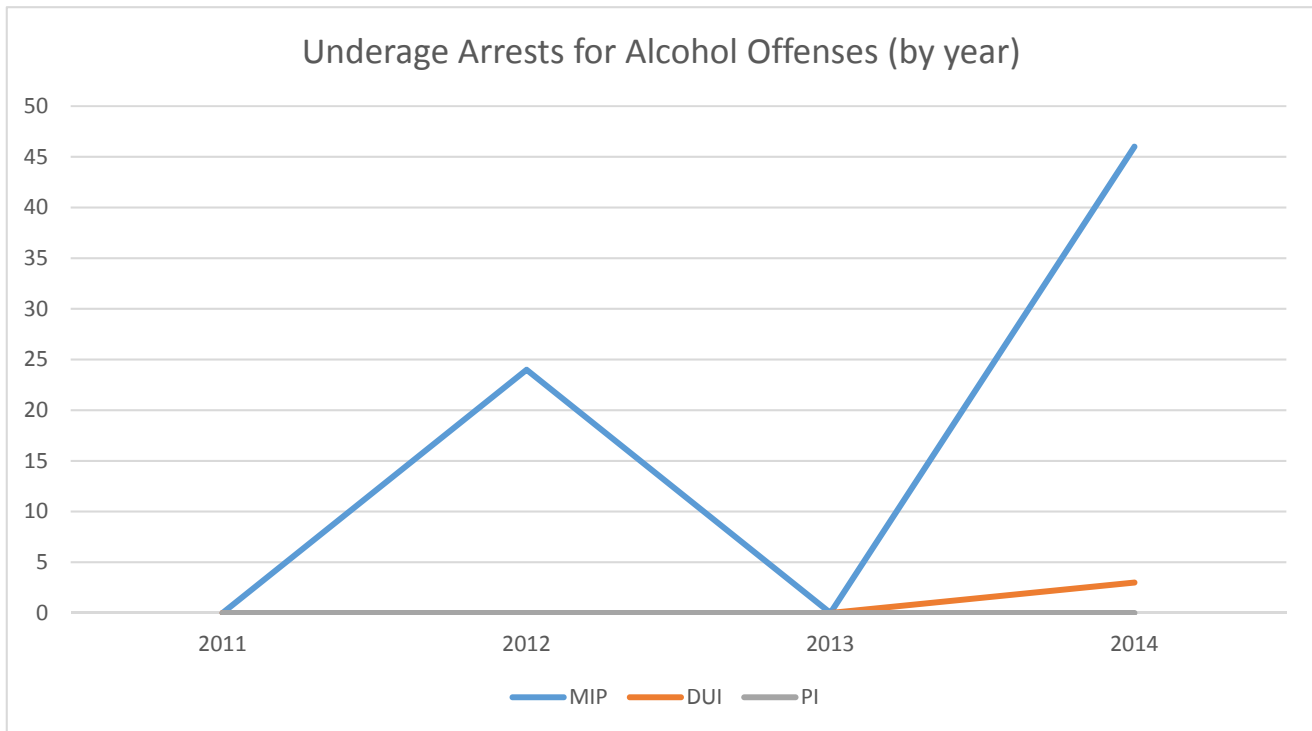
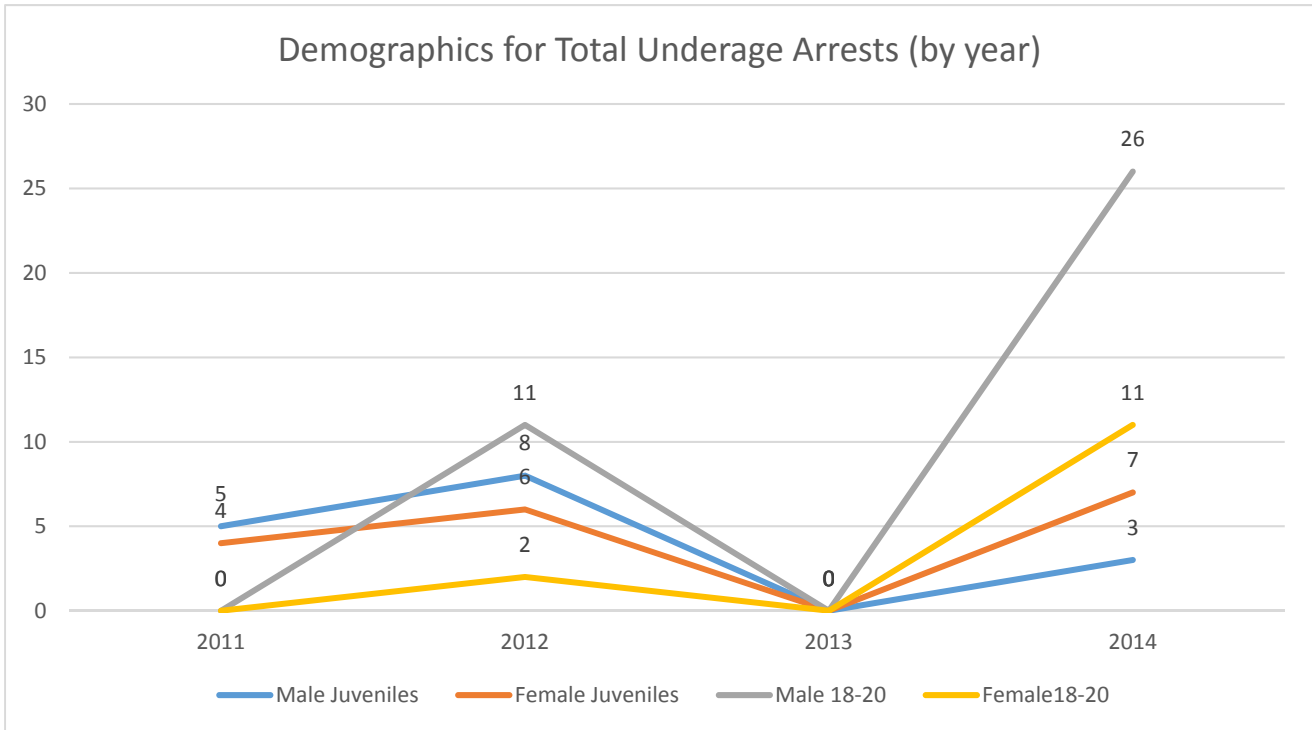
	Jan.	Feb.	Mar.	Apr.	May	Jun.	Jul.	Aug.	Sep.	Oct.	Nov.	Dec.	Totals & Ave.
<b>Total Arrests</b>	<b>2</b>	<b>3</b>	<b>3</b>	<b>1</b>	<b>1</b>	<b>11</b>	<b>21</b>	<b>0</b>	<b>0</b>	<b>2</b>	<b>2</b>	<b>2</b>	<b>48</b>
Arrest					1	7				2			10
Cite/Release	2	3	3	1		4	21				2	2	38
<b>Day of Week</b>													
Monday						2							2
Tuesday				1		1							2
Wednesday													0
Thursday										1		2	3
Friday	1	3				2							6
Saturday	1		3			4	21			1	2		32
Sunday					1	2							3
<b>Time</b>													
10am-4pm			2	1								2	5
4pm-10pm	1	3				1							5
10pm-12am										1	2		3
12am-2am	1		1		1	6	21						30
2am-4am						3							3
4am-10am						1				1			2
<b>Age and Gender</b>													
Female 14 and under													0
Female 15-17		2				1	1				1	2	7
Female 18-20	1					4	6						11
Female over 21													0
Female no age													0
Male 14 and under	1												1
Male 15-17		1									1		2
Male 18-20			3	1	1	5	14			2			26
Male over 21						1							1
Male no age													0
<b>MIP</b>	<b>2</b>	<b>3</b>	<b>3</b>	<b>1</b>	<b>1</b>	<b>9</b>	<b>21</b>			<b>2</b>	<b>2</b>	<b>2</b>	<b>46</b>
<b>DUI</b>						<b>2</b>				<b>1</b>			<b>3</b>
<b>Open Container</b>										<b>1</b>			<b>1</b>
<b>Youthful Offender</b>					<b>1</b>	<b>1</b>							<b>2</b>
<b>Public Intoxication</b>													<b>0</b>
<b>Minor in Establishment</b>						<b>1</b>							<b>1</b>
<b>Furnish to Minor</b>													<b>0</b>
<b>Sell to Minor</b>													<b>0</b>
<b>False ID</b>			<b>1</b>										<b>1</b>
<b>Parental Prior</b>													<b>0</b>



Teton Co.: January - December 2014

	Jan.	Feb.	Mar.	Apr.	May	Jun.	Jul.	Aug.	Sep.	Oct.	Nov.	Dec.	Totals & Ave.
<b>BAC</b>													
PBT	0.020	0.055	0.024	0.075	0.080	0.106	0.084				0.087		0.066
Intoximeter					0.050	0.114							
Refused						3							3
													<b>0</b>
<b>Accident Related</b>													
<b>Location of Offense</b>													
Bar						1							1
Other				1									1
Park													0
Parking Lot												2	2
Residence						2	21				2		25
Restaurant													0
School		3											3
Street	2		3		1	6				1			13
Vehicle													0
<b>Where Minor Obt. Alc.</b>													
Bar													0
Home													0
Liquor Store													0
Party													0
<b>Other Crimes Charged</b>													
3rd Degree Sex Assault													0
Assault													0
Attempt to Purchase													0
Battery													0
Burglary													0
Criminal Entry													0
Curfew													0
Disobeying													0
Disorderly Conduct													0
Disturbing Peace													0
Domestic Battery													0
Duties of Driver													0
Improper Lights													0
Interference						1							1
Juvenile party report													0
Lane Violation													0
Leave Scene Accident													0
No DL													0
No Insurance													0
Obstruction													0
Pedestrian Under Influen.													0
Poss. Cont. Subst.										1			1
Poss. Drug Para.													0
Poss. Of Marijuana						2				1			3
Poss. Of Narcotics													0
Poss. Of Tobacco													0
Poss. Stolen Property													0
Probation Violation							2						2
Property Destruction						1							1
Resisting Arrest													0
Traffic Offense													0
Trespassing													0
Vandalism													0
Warrant													0

# Teton Co. SO



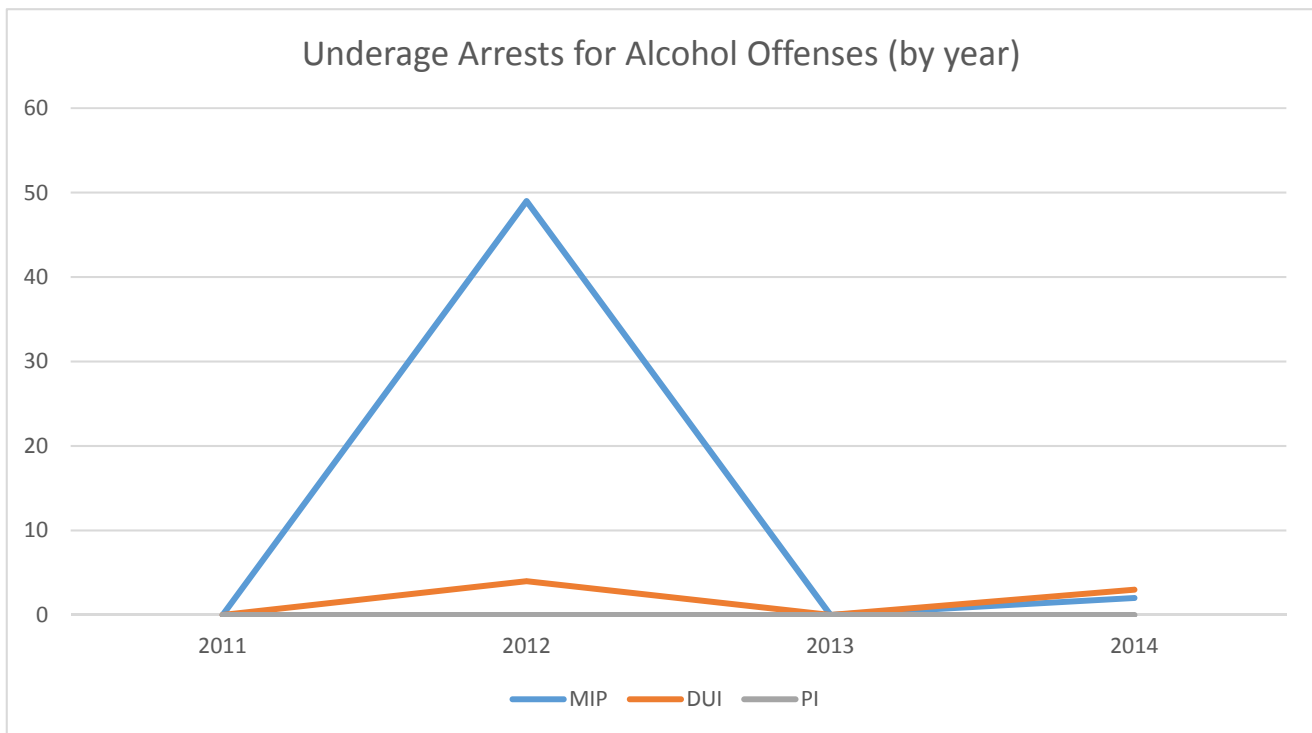
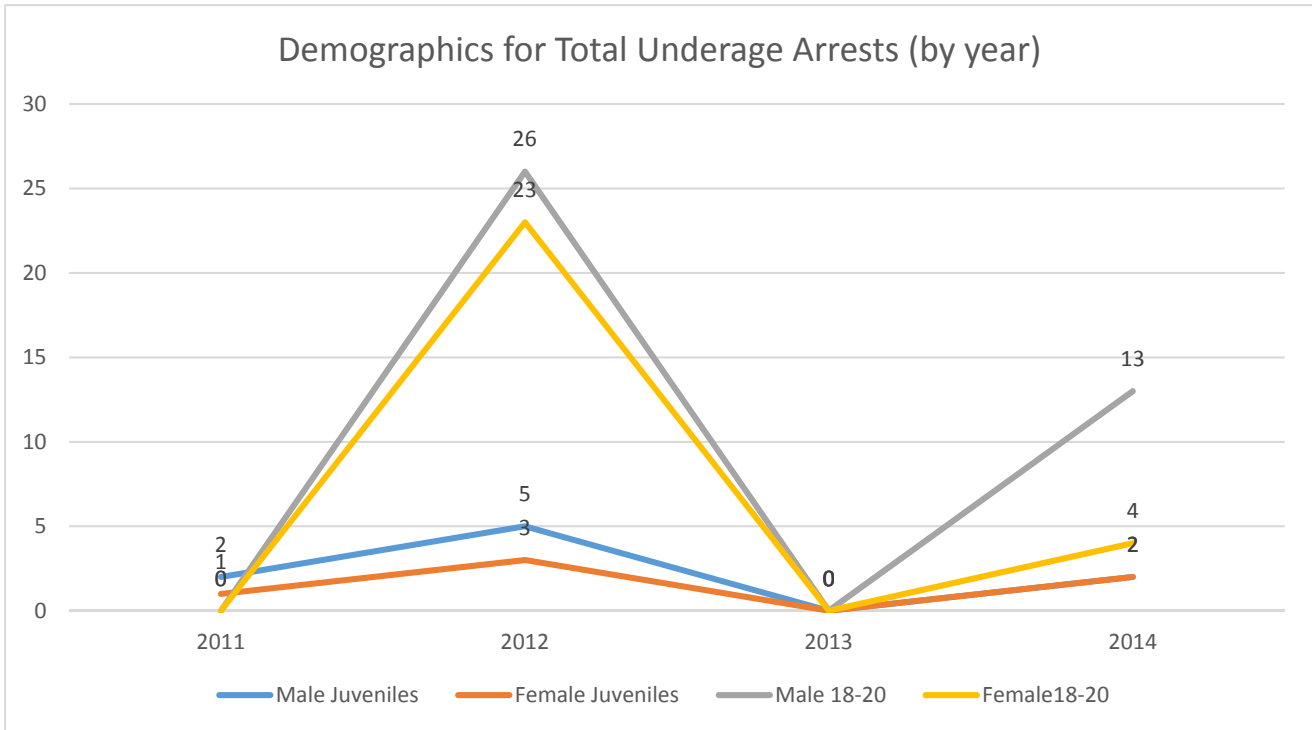
Torrington: January - December 2014

	Jan.	Feb.	Mar.	Apr.	May	Jun.	Jul.	Aug.	Sep.	Oct.	Nov.	Dec.	Totals & Ave.
<b>Total Arrests</b>	1	4	2	2	3	0	2	2	8	0	0	0	24
Arrest	1	1	1										3
Cite/Release		3	1	2	3		2	2	8				21
<b>Day of Week</b>													
Monday													0
Tuesday	1												1
Wednesday							1						1
Thursday				1					1				2
Friday					1			2					3
Saturday		3		1									7
Sunday		1	2		2		1						10
<b>Time</b>													
10am-4pm	1			1					1				3
4pm-10pm		2		1									3
10pm-12am		1			1			1	3				6
12am-2am		1			2		2		4				9
2am-4am			2					1					3
4am-10am													0
<b>Age and Gender</b>													
Female 14 and under									1				1
Female 15-17				1									1
Female 18-20		1	2		1								4
Female over 21				1									1
Female no age													0
Male 14 and under													0
Male 15-17									2				2
Male 18-20	1	3			2		1	1	5				13
Male over 21							1						1
Male no age													0
<b>MIP</b>				1					1				2
<b>DUI</b>	1	1	1										3
<b>Open Container</b>													0
<b>Youthful Offender</b>		1			2		1	1					5
<b>Public Intoxication</b>													0
<b>Minor in Establishment</b>													0
<b>Furnish to Minor</b>							1						1
<b>Sell to Minor</b>				1									1
<b>False ID</b>		2						1					3
<b>Parental Prior</b>													0

Torrington: January - December 2014

	Jan.	Feb.	Mar.	Apr.	May	Jun.	Jul.	Aug.	Sep.	Oct.	Nov.	Dec.	Totals & Ave.
<b>BAC</b>													
PBT		0.127		0.213					0.063				0.134
Intoximeter		0.096	0.077		0.058			0.067					0.075
Refused	1								1				2
<b>Accident Related</b>													
<b>Location of Offense</b>													
Bar		2		1				1					4
Other													0
Park					1								1
Parking Lot							2		1				3
Residence									4				4
Restaurant													0
School				2									2
Street	1	2	2		2			1	3				11
Vehicle													0
<b>Where Minor Obt. Alc.</b>													
Bar		2											2
Home									3				3
Liquor Store					1								1
Party													0
<b>Other Crimes Charged</b>													
3rd Degree Sex Assault													0
Assault													0
Attempt to Purchase													0
Battery													0
Burglary													0
Criminal Entry													0
Curfew													0
Disobeying													0
Disorderly Conduct		1											1
Disturbing Peace													0
Domestic Battery													0
Duties of Driver													0
Improper Lights													0
Interference													0
Juvenile party report													0
Lane Violation													0
Leave Scene Accident													0
No DL													0
No Insurance													0
Obstruction									3				3
Pedestrian Under Influen.													0
Poss. Cont. Subst.													0
Poss. Drug Para.													0
Poss. Of Marijuana		1											1
Poss. Of Narcotics													0
Poss. Of Tobacco													0
Poss. Stolen Property													0
Probation Violation													0
Property Destruction													0
Resisting Arrest													1
Traffic Offense		1											1
Trespassing													0
Vandalism													0
Warrant													0

# Torrington PD



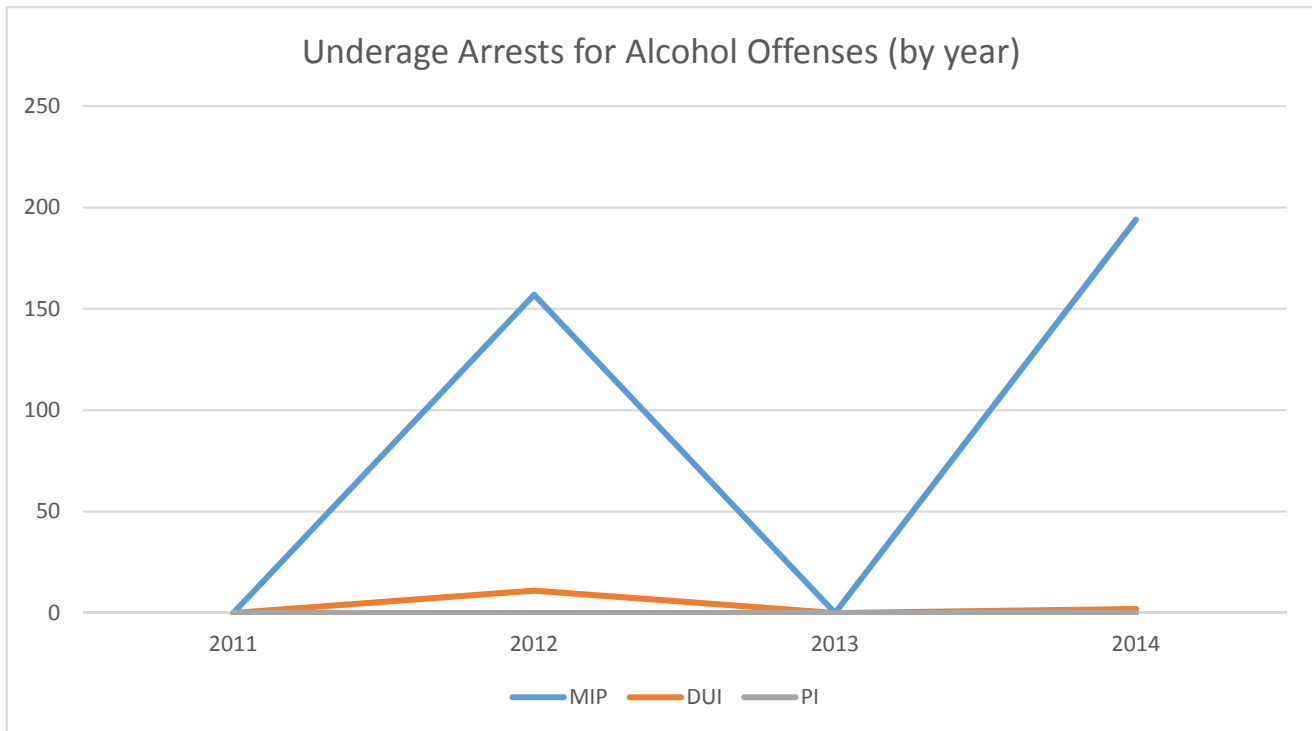
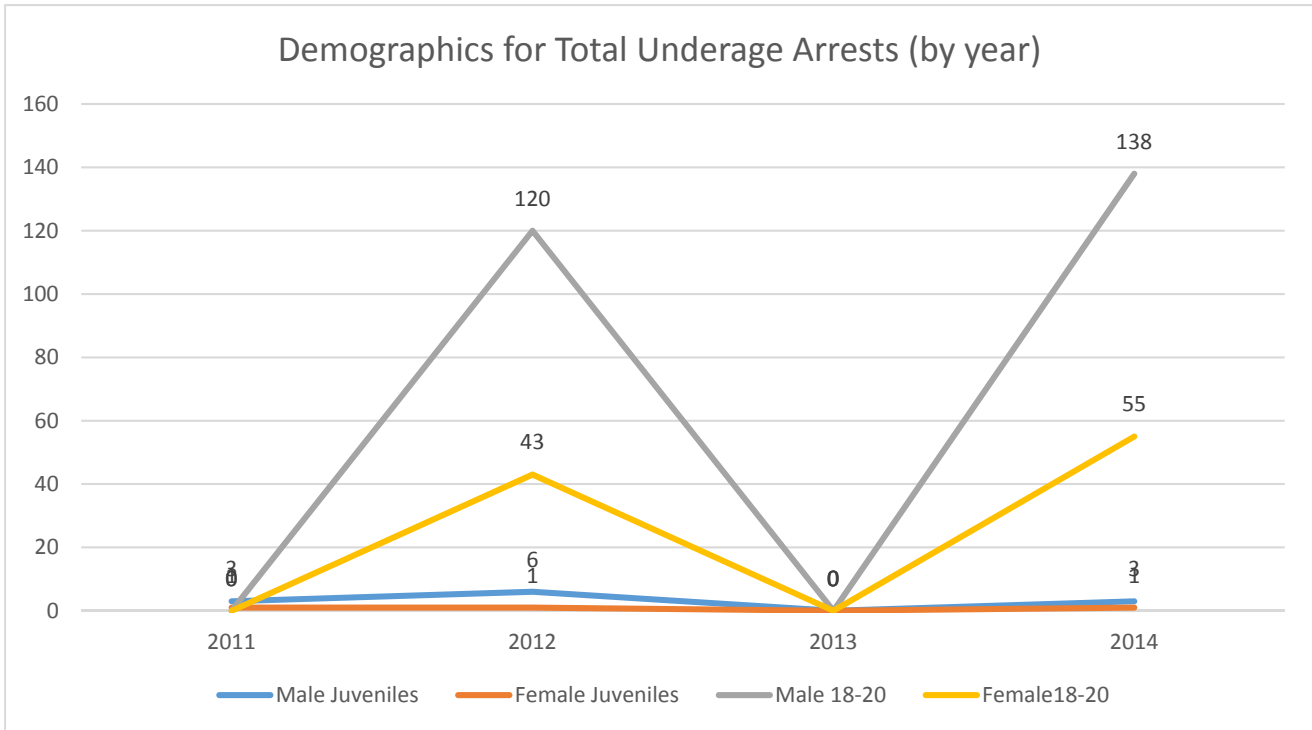
UW PD: January - December 2014

	Jan.	Feb.	Mar.	Apr.	May	Jun.	Jul.	Aug.	Sep.	Oct.	Nov.	Dec.	Totals & Ave.
<b>Total Arrests</b>	<b>24</b>	<b>3</b>	<b>18</b>	<b>21</b>	<b>4</b>	<b>1</b>	<b>3</b>	<b>26</b>	<b>50</b>	<b>19</b>	<b>21</b>	<b>7</b>	<b>197</b>
Arrest	1		4	3	3		1	5	5	5	3	2	32
Cite/Release	23	3	14	18	1	1	2	21	45	14	18	5	165
<b>Day of Week</b>													
Monday									1	2	2		5
Tuesday									3	5		2	10
Wednesday			3	2					2	2			9
Thursday			1	2						2			5
Friday	18	3	2	2	1		2	12	1			1	42
Saturday	5		5	10	1	1	1	11	20	1	2	1	58
Sunday	1		7	5	2			3	23	7	17	3	68
<b>Time</b>													
10am-4pm								2					2
4pm-10pm	4		4	6				9	3	2	2	3	33
10pm-12am	17		2	3				9	10	4	15		60
12am-2am		3	10	5	2		2	3	19	6	3	3	56
2am-4am	2		1	6	1	1	1	2	18	6	1	1	40
4am-10am			1	1	1			1		1			5
<b>Age and Gender</b>													
Female 14 and under													0
Female 15-17	1												1
Female 18-20	7		3	2	3		1	7	13	2	13	4	55
Female over 21													0
Female no age													0
Male 14 and under													0
Male 15-17				1				1	1				3
Male 18-20	16	3	15	18	1	1	2	18	36	17	8	3	138
Male over 21													0
Male no age													0
<b>MIP</b>	<b>23</b>	<b>3</b>	<b>17</b>	<b>20</b>	<b>4</b>	<b>1</b>	<b>3</b>	<b>26</b>	<b>50</b>	<b>19</b>	<b>21</b>	<b>7</b>	<b>194</b>
<b>DUI</b>	<b>1</b>			<b>1</b>									<b>2</b>
<b>Open Container</b>													<b>0</b>
<b>Youthful Offender</b>			<b>1</b>										<b>1</b>
<b>Public Intoxication</b>													<b>0</b>
<b>Minor in Establishment</b>													<b>0</b>
<b>Furnish to Minor</b>													<b>0</b>
<b>Sell to Minor</b>													<b>0</b>
<b>False ID</b>										<b>1</b>	<b>2</b>		<b>3</b>
<b>Parental Prior</b>													<b>0</b>

UW PD: January - December 2014

	Jan.	Feb.	Mar.	Apr.	May	Jun.	Jul.	Aug.	Sep.	Oct.	Nov.	Dec.	Totals & Ave.
<b>BAC</b>													
PBT	0.063		0.091	0.134	0.095	0.191		0.133	0.095	0.087	0.094	0.126	0.111
Intoximeter	0.091		0.076	0.161									0.109
Refused	1		4	3	1			4	13	4	11	3	44
<b>Accident Related</b>													0
<b>Location of Offense</b>													
Bar													0
Other				4				11	1			2	18
Park													0
Parking Lot	1		2	2									5
Residence	23	3	7	11	2			10	29	17	20	3	125
Restaurant													0
School								1	5				6
Street			9	4		1	3	4	14	2	1	2	40
Vehicle					2								2
<b>Where Minor Obt. Alc.</b>													
Bar									1				1
Home	4	1	2					2	7		1	1	18
Liquor Store													0
Party	20	2	8	6	3			13	29	13	20	4	118
<b>Other Crimes Charged</b>													
3rd Degree Sex Assault													0
Assault													0
Attempt to Purchase													0
Battery													0
Burglary			1										1
Criminal Entry													0
Curfew													0
Disobeying													0
Disorderly Conduct										3			3
Disturbing Peace													0
Domestic Battery													0
Duties of Driver													0
Improper Lights													0
Interference			1				1	2	1	2	4		11
Juvenile party report													0
Lane Violation													0
Leave Scene Accident													0
No DL													0
No Insurance													0
Obstruction													0
Pedestrian Under Influen.													0
Poss. Cont. Subst.	1						1						2
Poss. Drug Para.													0
Poss. Of Marijuana													0
Poss. Of Narcotics													0
Poss. Of Tobacco													0
Poss. Stolen Property													0
Probation Violation													0
Property Destruction													0
Resisting Arrest													0
Traffic Offense													0
Trespassing									1				1
Vandalism													0
Warrant													0

# UW PD





## ACKNOWLEDGEMENTS

This initiative was a collaborative effort on the part of the administrators, enforcement team leaders and records personnel from all eighteen law enforcement agencies that participated. The Initiative was successful due to the unwavering support of the administrators. The day-to-day supervision of enforcement activities by the team leaders, the daily collection and monthly tabulation/submittal of arrest data was an ambitious undertaking and their efforts should be acknowledged as well. The collective efforts of all assigned department staff were essential to the overall success of this Initiative.

### CASPER

Steve Freel - Captain  
Scott Jones – Sergeant  
Sara Stockero – Detective  
Erica Ketchum - Specialist

### CHEYENNE

Jared Keslar – Lieutenant  
Greg Smith - Officer

### DOUGLAS

Todd Mathews – Lieutenant  
Kirsti Muncy – Records/Municipal Court Clerk

### GILLETTE

Jim Hloucal – Chief of Police  
Chuck Deaton - Lieutenant  
Leah Foster – Senior Administrative Assistant

### HOT SPRINGS CO.

Daniel Pebbles – Lieutenant  
Cindy Magelky

### KEMMERER

Stacy Buck – Chief of Police

### JACKSON

Russ Ruschill- Sergeant  
Cynthia Riedel

### LANDER

Fred Cox – Sergeant  
Kenneth Stigers

### LARAMIE

Christopher Cleven – Officer

### LINCOLN CO.

Brian Andrews – Captain  
James Hunting – Deputy/SRO

### POWELL

Roy Eckerdt – Chief of Police  
Lisa Baker

### RAWLINS

Troy Palmer – Chief of Police  
Valeta Rodabaugh - Comm. Supervisor

### RIVERTON

Todd Byerly – Sergeant  
Cindy Harris – Records

### ROCK SPRINGS

Dwane Pacheco – Chief of Police  
Matt Keslar - Commander  
Alison Deters – Records Supervisor

### SHERIDAN

Tom Henry – Sergeant  
Jennifer Shassetz – Administrative Secretary

### TETON CO.

Todd Stanyon – Sergeant  
Kimmi Kussy

### TORRINGTON

Billy Janes – Chief of Police  
Kathy Stricker – Records

### UNIVERSITY OF WYOMING

Mike Samp – Chief of Police  
Chad Bade - Sergeant

---

EUDL Grant Manager; Tim Feathers – Wyoming Association of Sheriffs and Chiefs of Police  
Database Manager: Erin Maggard – Johnson and Associates  
Data Analysis: Ernest L. Johnson – Johnson and Associates  
Report Author: Ernest L. Johnson – Johnson and Associates



## WYOMING YOUTH AND ALCOHOL: 2014

### SUPPLEMENTAL REPORT

#### Enforcing Underage Drinking Laws Grant Programs

July 2015

*The collection and analysis of the data in this report was made possible through the assistance of grant funds provided by the Wyoming Department of Health and the Wyoming Department of Transportation – Highway Safety Program. The Wyoming Association of Sheriffs and Chiefs of Police managed the operation of both program grants. Johnson and Associates developed the master database, assembled and analyzed the data, and authored this report.*