












# R Blends









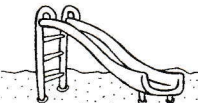











**Directions:** Say the name of each picture. Circle its name.

<p>1.</p>  <p>brush      rush</p>	<p>2.</p>  <p>tuck      truck</p>	<p>3.</p>  <p>grape      grin</p>
<p>4.</p>  <p>track      truck</p>	<p>5.</p>  <p>prince      pin</p>	<p>6.</p>  <p>fruit      suit</p>
<p>7.</p>  <p>crib      crab</p>	<p>8.</p>  <p>grin      grapes</p>	<p>9.</p>  <p>train      track</p>



# More S Blends

**Directions:** Say the name of each picture in the first column. Circle each picture in the row that begins with the same blend as the first picture.

1. 				
2. 				
3. 				
4. 				
5. 