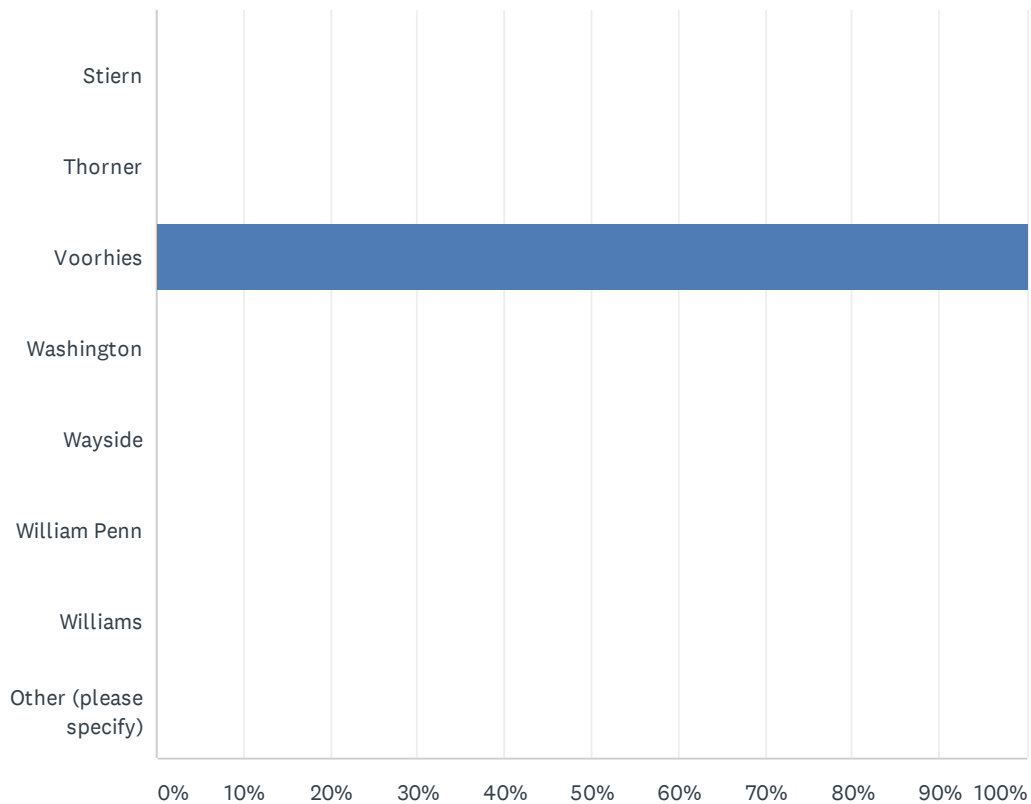


2019-2020 BETA Administration/Site Climate Survey



2019-2020 BETA Administration/Site Climate Survey

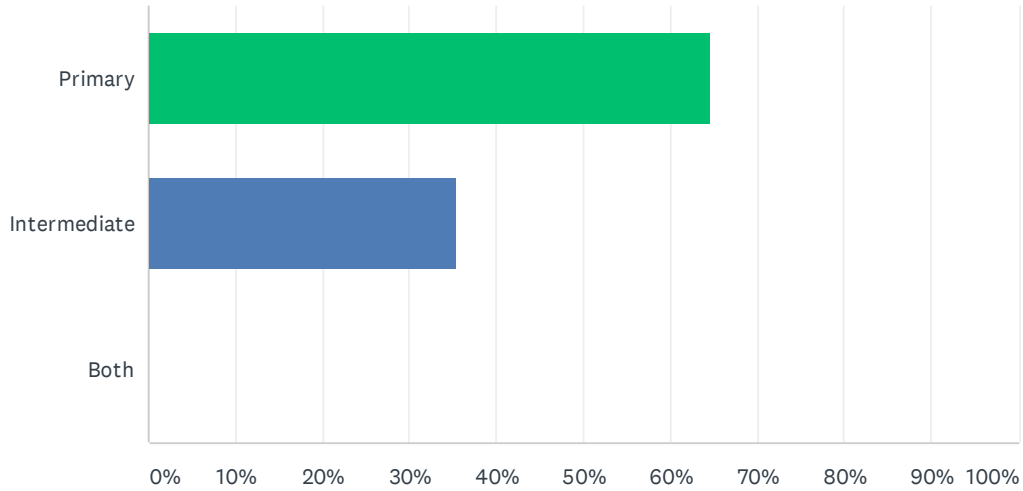
ANSWER CHOICES	RESPONSES
Casa Loma	0.00% 0
Cato	0.00% 0
Chavez	0.00% 0
Chipman	0.00% 0
College Hts	0.00% 0
Compton	0.00% 0
Curran	0.00% 0
Downtown	0.00% 0
Ed Center	0.00% 0
Eissler	0.00% 0
Emerson	0.00% 0
Evergreen	0.00% 0
Fletcher	0.00% 0
Frank West	0.00% 0
Franklin	0.00% 0
Fremont	0.00% 0
Garza	0.00% 0
Harding	0.00% 0
Harris	0.00% 0
Horace Mann	0.00% 0
Hort	0.00% 0
Jefferson	0.00% 0
Longfellow	0.00% 0
McKinley	0.00% 0
Mt.Vernon	0.00% 0
Munsey	0.00% 0
Nichols	0.00% 0
Noble	0.00% 0
Nurses	0.00% 0
Owens Intermediate	0.00% 0
Owens Primary	0.00% 0
Pauly	0.00% 0

2019-2020 BETA Administration/Site Climate Survey

Pioneer	0.00%	0
Rafer Johnson	0.00%	0
Roosevelt	0.00%	0
Sequoia	0.00%	0
Sierra	0.00%	0
Special Ed Office	0.00%	0
Stella Hills	0.00%	0
Stiern	0.00%	0
Thorner	0.00%	0
Voorhies	100.00%	17
Washington	0.00%	0
Wayside	0.00%	0
William Penn	0.00%	0
Williams	0.00%	0
Other (please specify)	0.00%	0
Total Respondents: 17		

Q2 Instructional Grade Level or Support Services

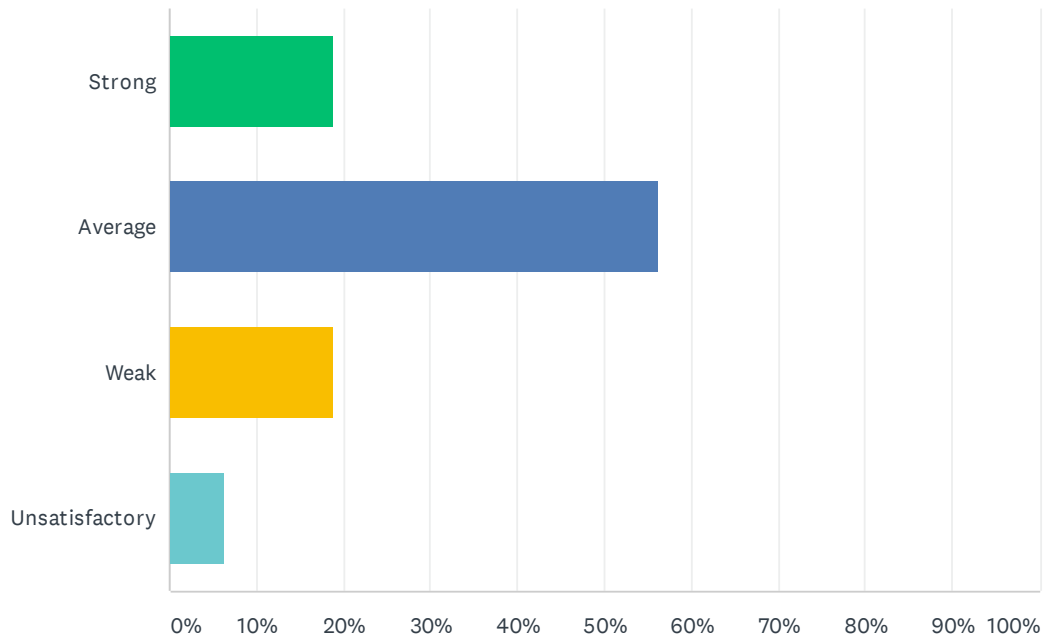
Answered: 17 Skipped: 0



ANSWER CHOICES	RESPONSES	
Primary	64.71%	11
Intermediate	35.29%	6
Both	0.00%	0
TOTAL		17

Q3 Site administration is sensitive to the needs of students, staff, and community.

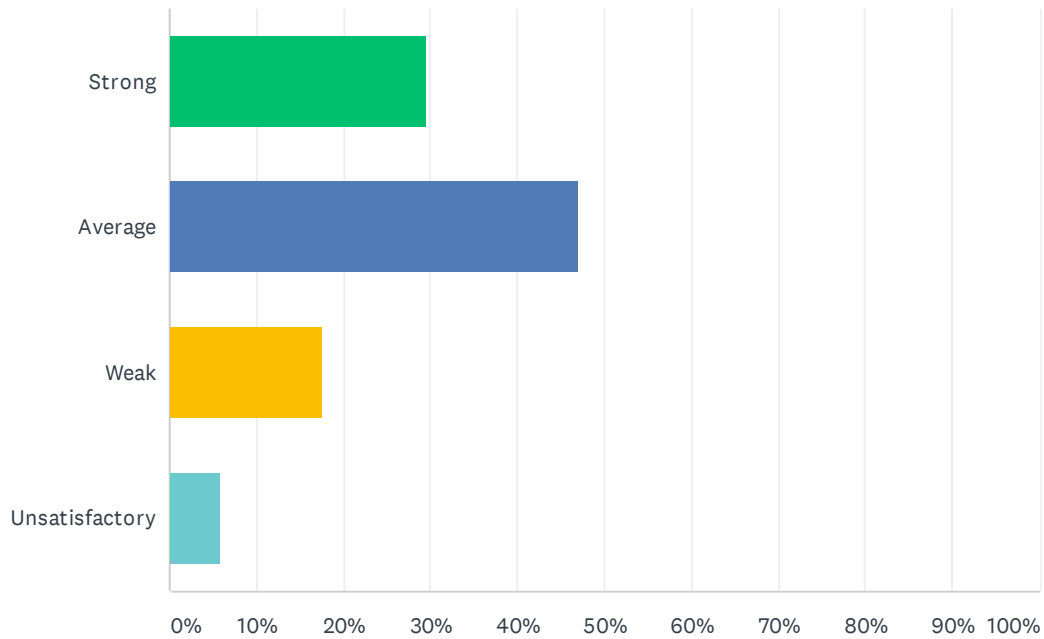
Answered: 16 Skipped: 1



ANSWER CHOICES	RESPONSES	
Strong	18.75%	3
Average	56.25%	9
Weak	18.75%	3
Unsatisfactory	6.25%	1
TOTAL		16

Q4 Site administration treats staff with respect; you feel like a valued member of a team

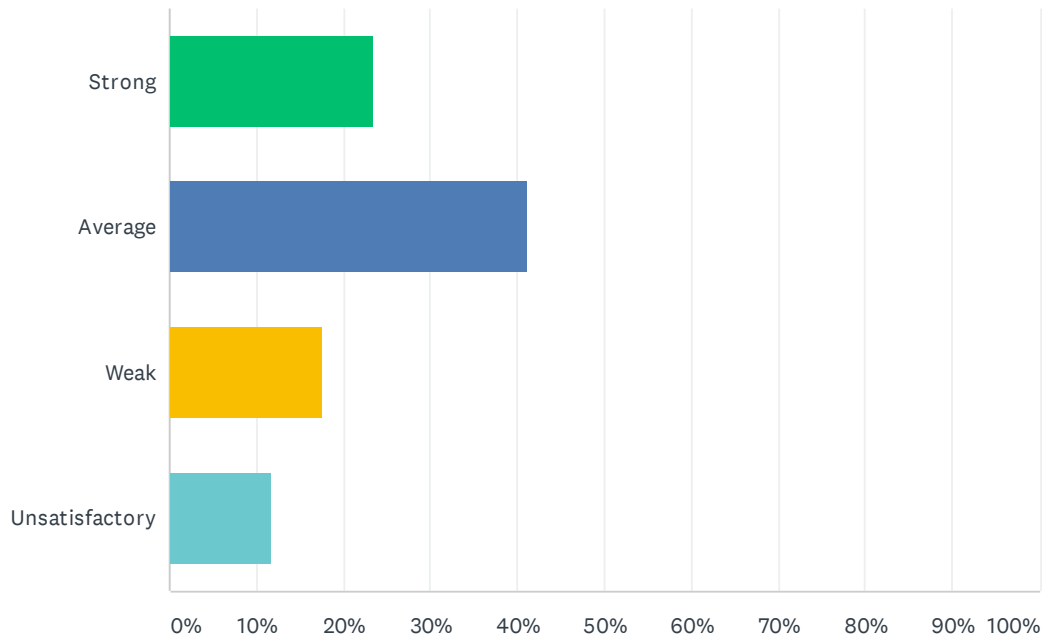
Answered: 17 Skipped: 0



ANSWER CHOICES	RESPONSES	
Strong	29.41%	5
Average	47.06%	8
Weak	17.65%	3
Unsatisfactory	5.88%	1
TOTAL		17

Q5 Site administration conducts classroom visits (walk-through) in least the disruptive manner and leaves timely feedback (within 24 hours).

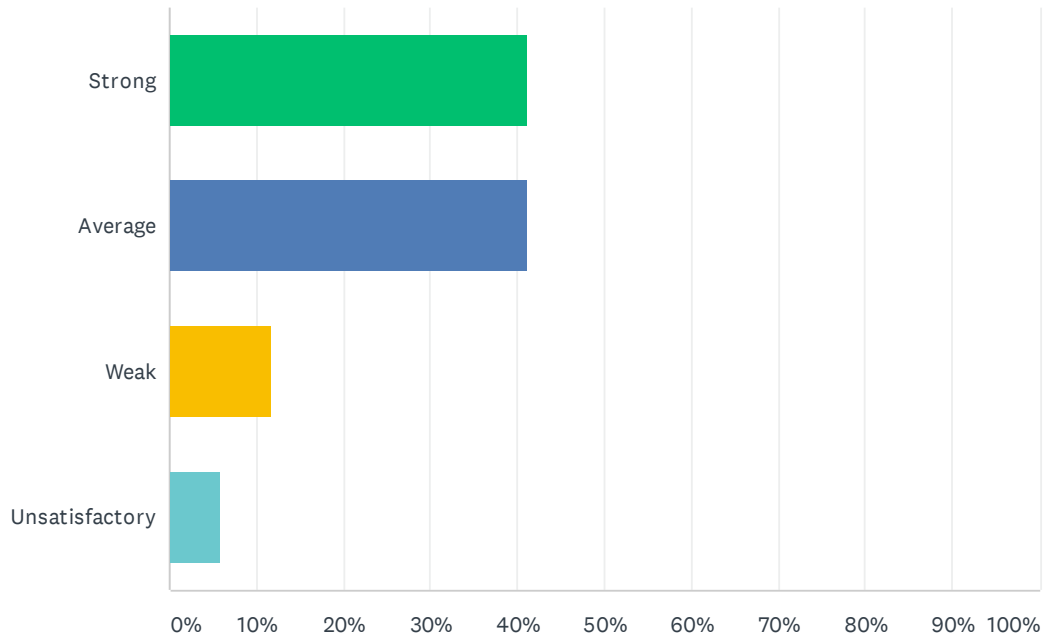
Answered: 17 Skipped: 0



ANSWER CHOICES	RESPONSES	
Strong	23.53%	4
Average	41.18%	7
Weak	17.65%	3
Unsatisfactory	11.76%	2
TOTAL		17

Q6 Site administration follows the contract and respects personal rights.

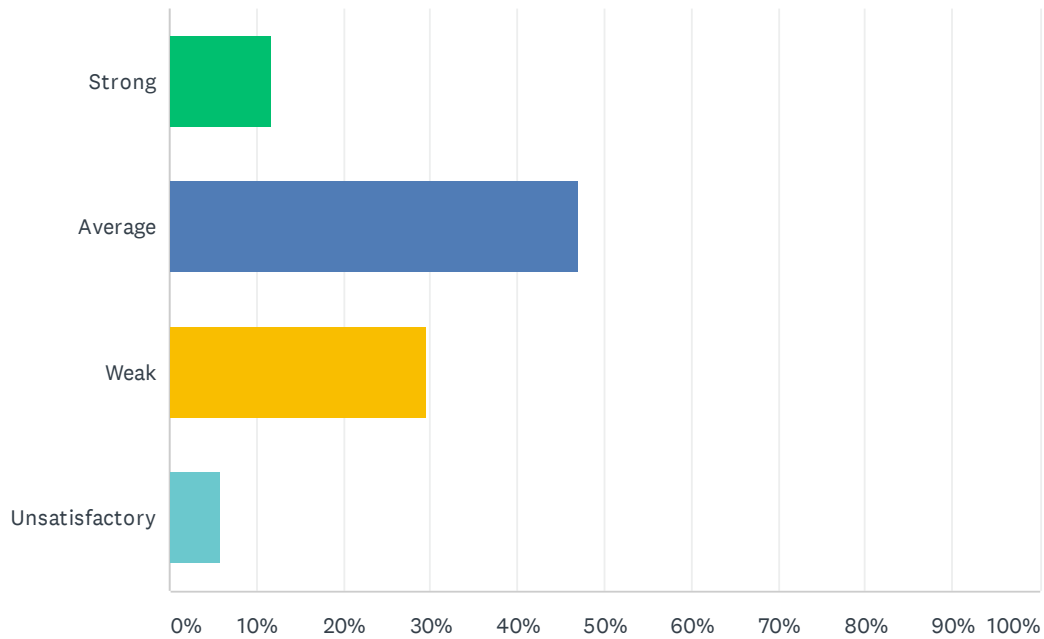
Answered: 17 Skipped: 0



ANSWER CHOICES	RESPONSES	
Strong	41.18%	7
Average	41.18%	7
Weak	11.76%	2
Unsatisfactory	5.88%	1
TOTAL		17

Q7 Administration utilizes staff according to their job description (ie. Coaches, APL's, Specialists & Staff).

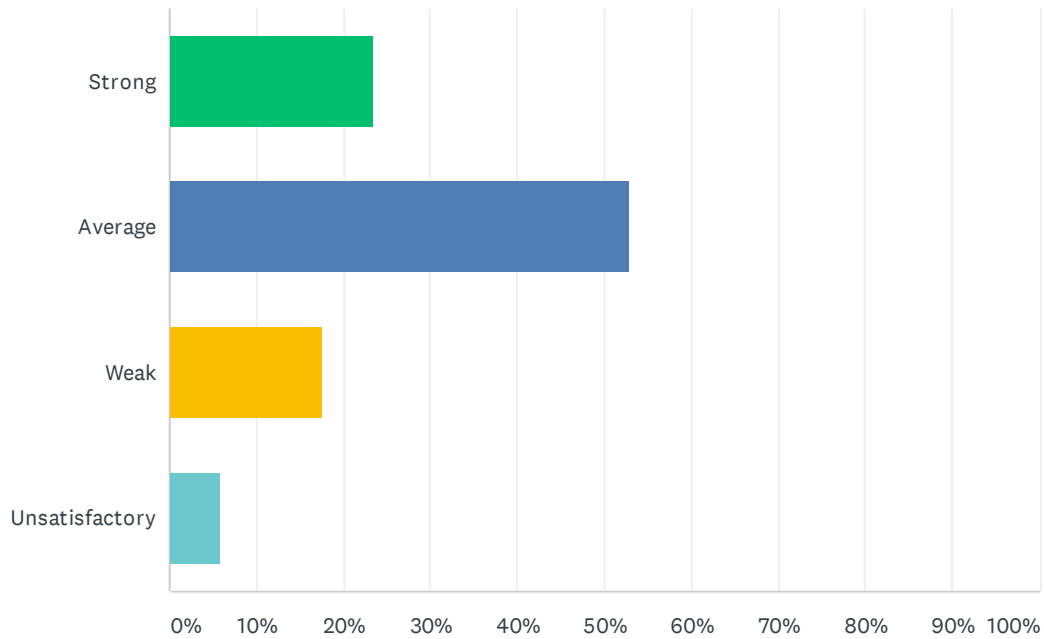
Answered: 17 Skipped: 0



ANSWER CHOICES	RESPONSES	
Strong	11.76%	2
Average	47.06%	8
Weak	29.41%	5
Unsatisfactory	5.88%	1
TOTAL		17

Q8 Administration maintains open communication with staff, parents, and students.

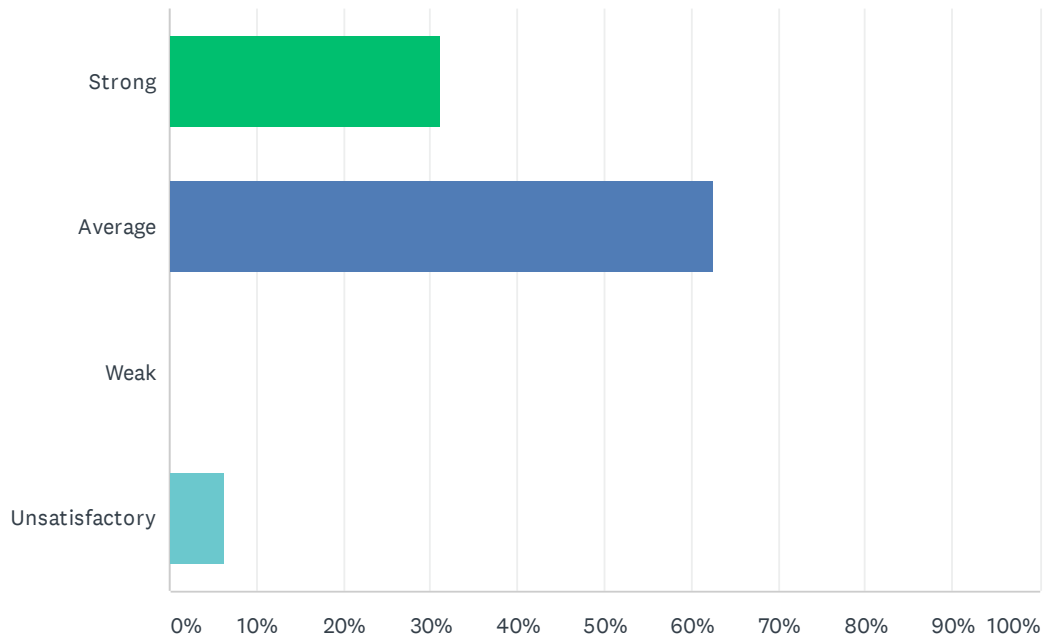
Answered: 17 Skipped: 0



ANSWER CHOICES	RESPONSES	
Strong	23.53%	4
Average	52.94%	9
Weak	17.65%	3
Unsatisfactory	5.88%	1
TOTAL		17

Q9 Administration supports staff against attacks and criticism from parents.

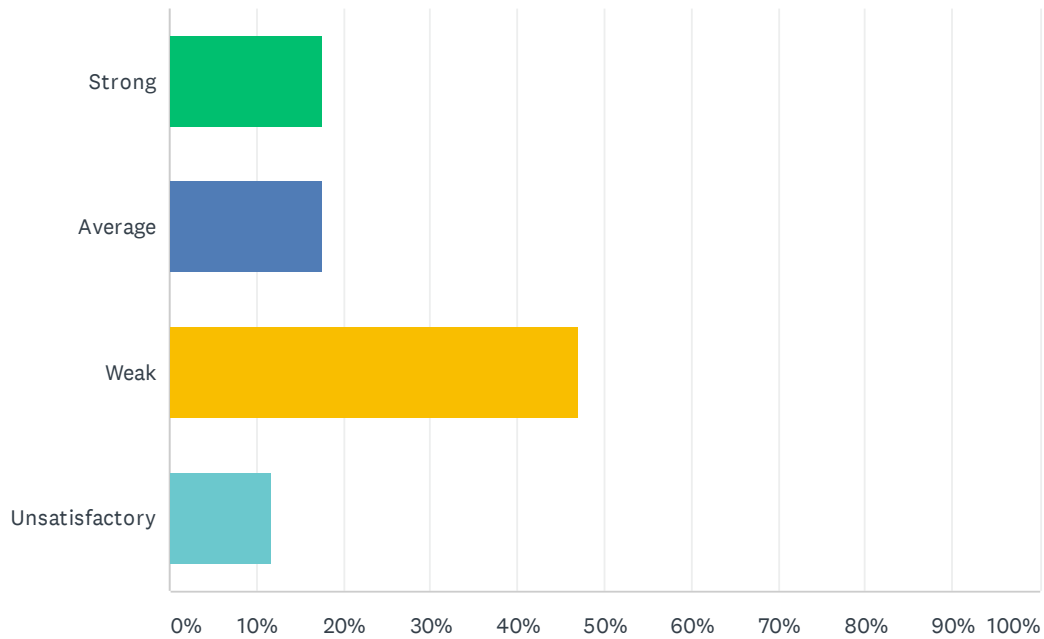
Answered: 16 Skipped: 1



ANSWER CHOICES	RESPONSES	
Strong	31.25%	5
Average	62.50%	10
Weak	0.00%	0
Unsatisfactory	6.25%	1
TOTAL		16

Q10 Site administration treats all teachers equally; there is no preferential treatment.

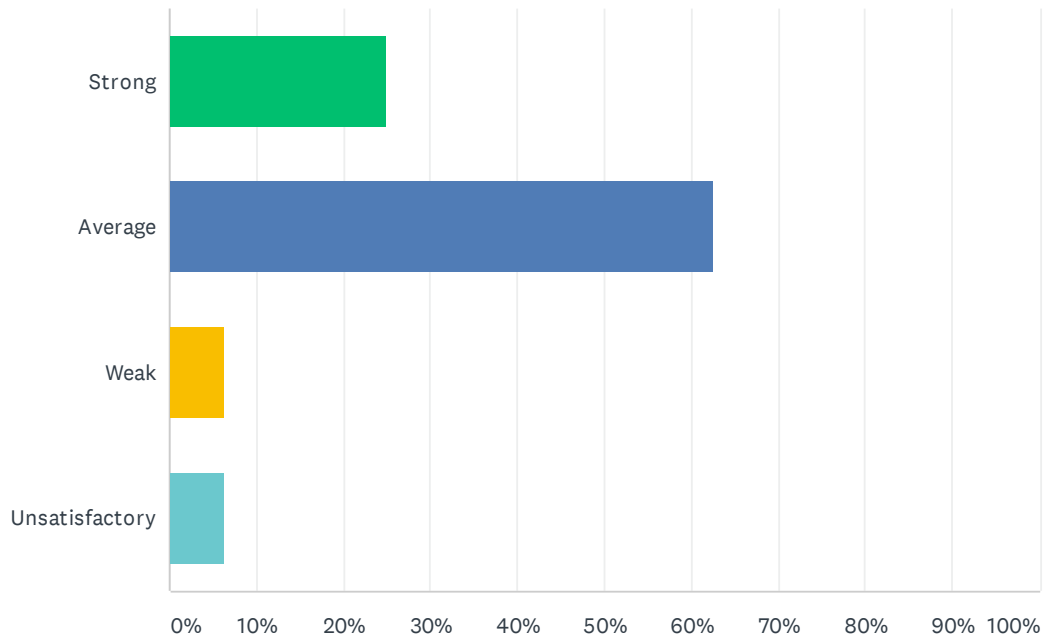
Answered: 17 Skipped: 0



ANSWER CHOICES	RESPONSES	
Strong	17.65%	3
Average	17.65%	3
Weak	47.06%	8
Unsatisfactory	11.76%	2
TOTAL		17

Q11 Administration supports classroom discipline procedures and follows District discipline guidelines.

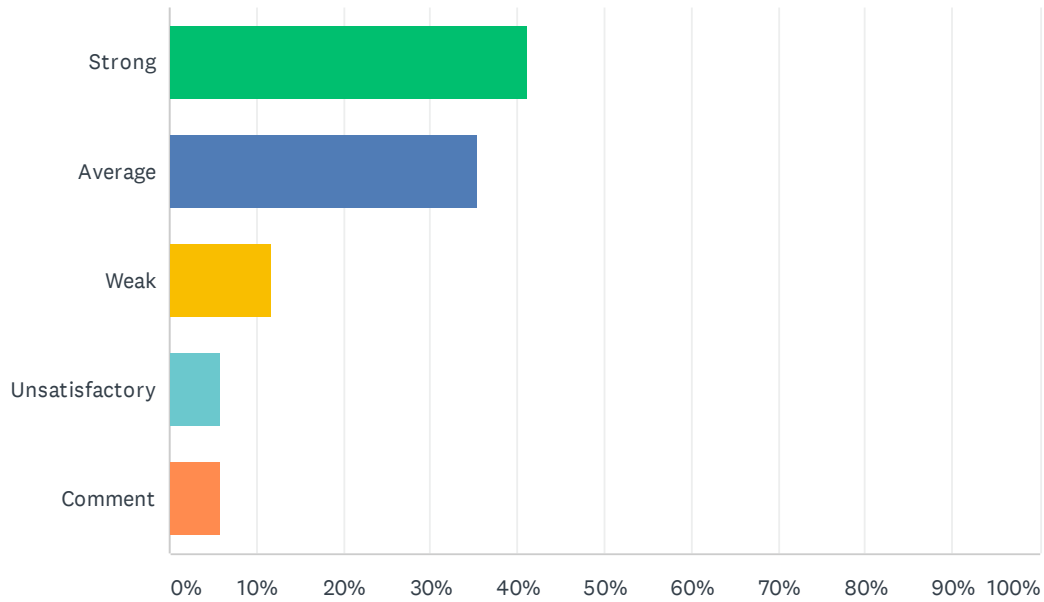
Answered: 16 Skipped: 1



ANSWER CHOICES	RESPONSES	
Strong	25.00%	4
Average	62.50%	10
Weak	6.25%	1
Unsatisfactory	6.25%	1
TOTAL		16

Q12 Administration processes ODR's (Office Disciplinary Referrals) within 48 hours and supports staff when discipline moves beyond classroom managed behaviors.

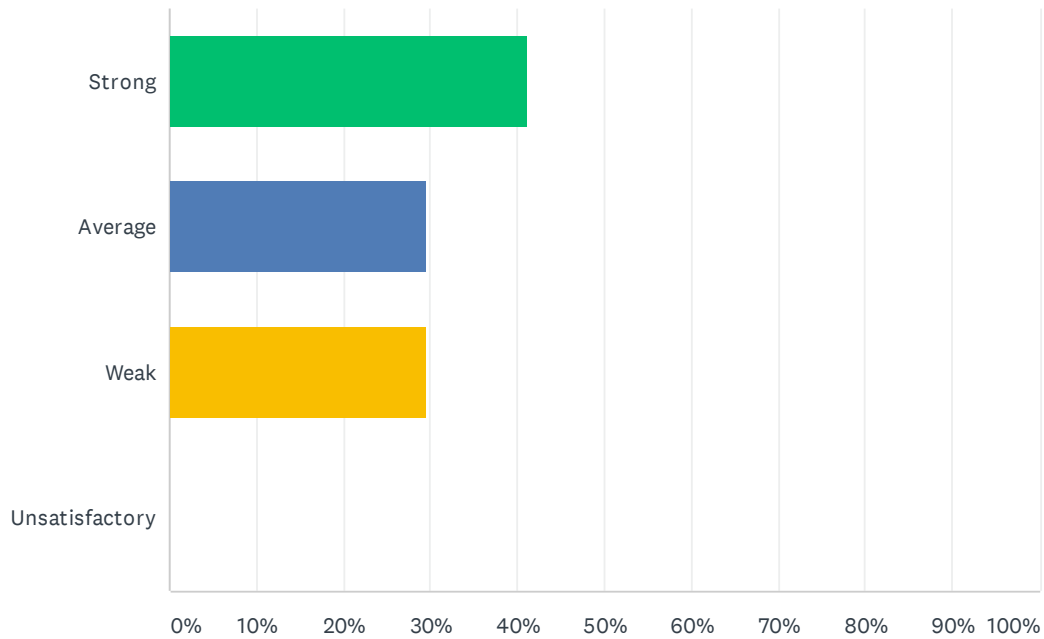
Answered: 17 Skipped: 0



ANSWER CHOICES	RESPONSES	
Strong	41.18%	7
Average	35.29%	6
Weak	11.76%	2
Unsatisfactory	5.88%	1
Comment	5.88%	1
TOTAL		17

Q13 Administration treats teachers as professionals; the teacher's word is not disregarded in favor of the student's.

Answered: 17 Skipped: 0



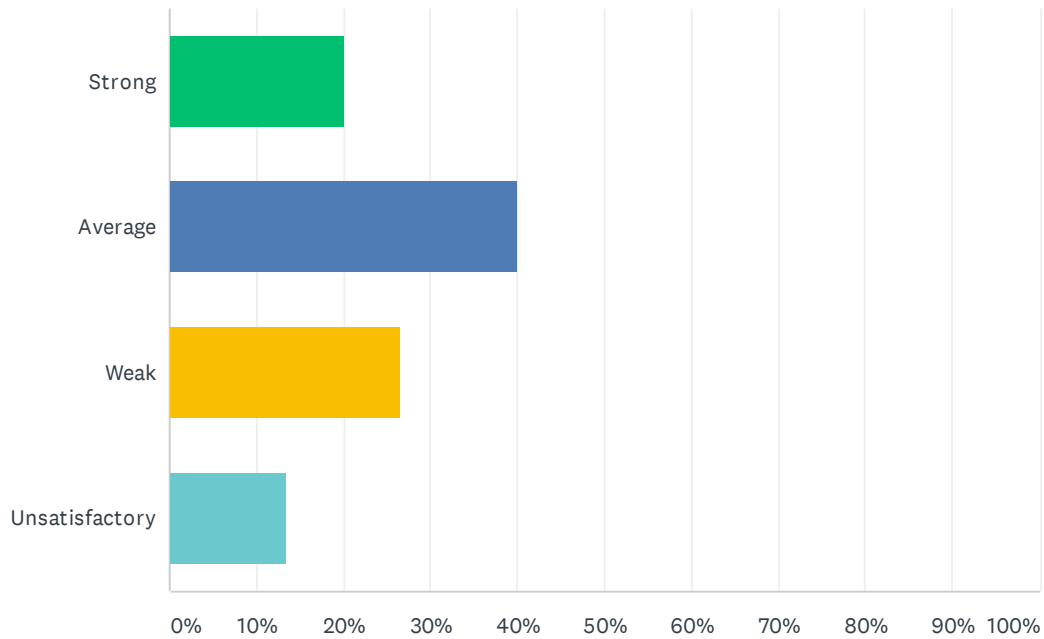
ANSWER CHOICES	RESPONSES	
Strong	41.18%	7
Average	29.41%	5
Weak	29.41%	5
Unsatisfactory	0.00%	0
TOTAL		17

Q14 How do you feel that your administration positively/negatively impacts working conditions at your site?

Answered: 9 Skipped: 8

Q15 Site staff is involved in setting school policies and budgetary priorities.

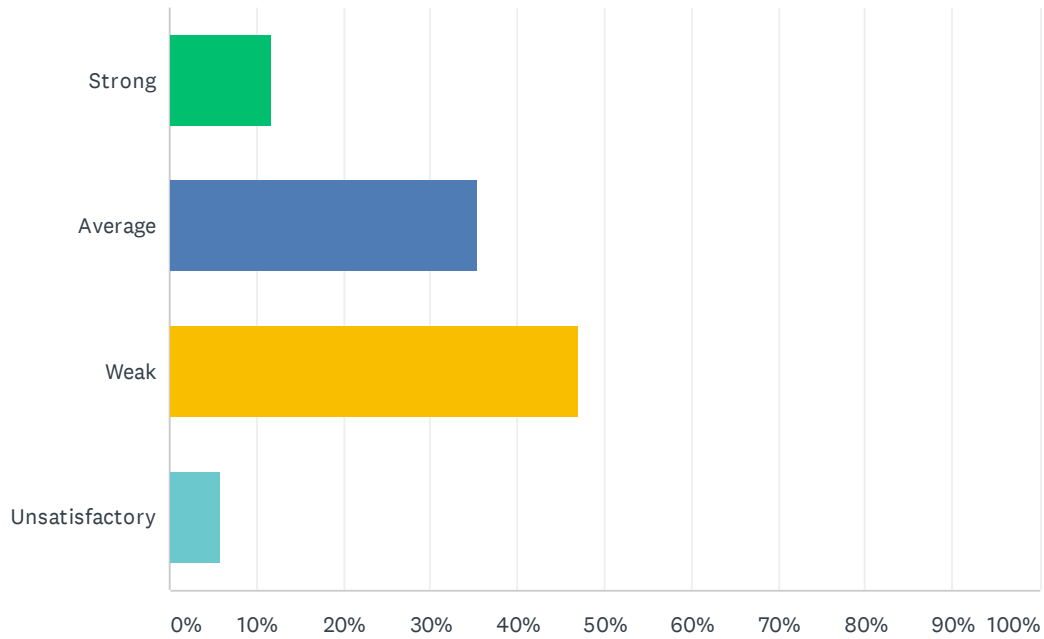
Answered: 15 Skipped: 2



ANSWER CHOICES	RESPONSES
Strong	20.00% 3
Average	40.00% 6
Weak	26.67% 4
Unsatisfactory	13.33% 2
TOTAL	15

Q16 Site meetings are productive and not excessive.

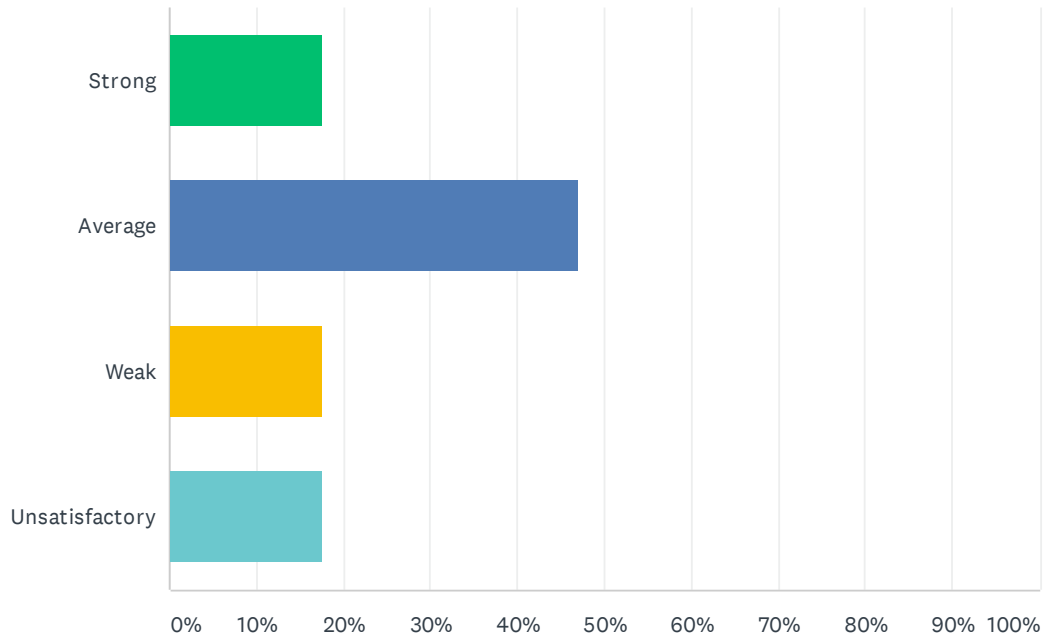
Answered: 17 Skipped: 0



ANSWER CHOICES	RESPONSES	
Strong	11.76%	2
Average	35.29%	6
Weak	47.06%	8
Unsatisfactory	5.88%	1
TOTAL		17

Q17 Bank days are used for PLC activities; Site administration uses two Bank Days a month and staff gets uninterrupted planning/preparation time twice a month during Bank Days.

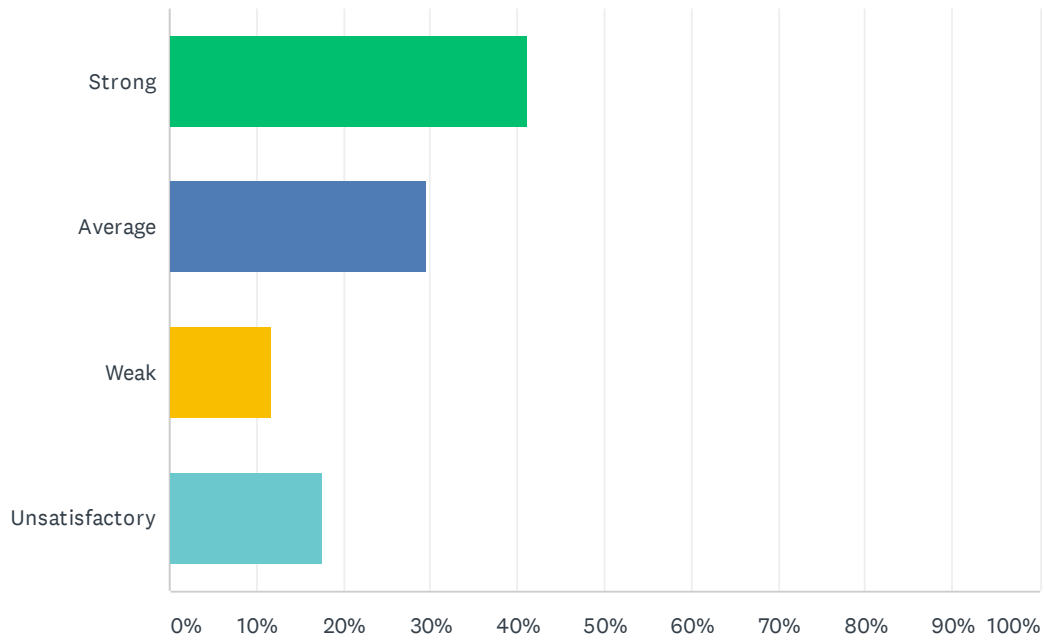
Answered: 17 Skipped: 0



ANSWER CHOICES	RESPONSES
Strong	17.65% 3
Average	47.06% 8
Weak	17.65% 3
Unsatisfactory	17.65% 3
TOTAL	17

Q18 My site receives daily consecutive uninterrupted planning/preparation time. (30 minutes / 40 minutes)

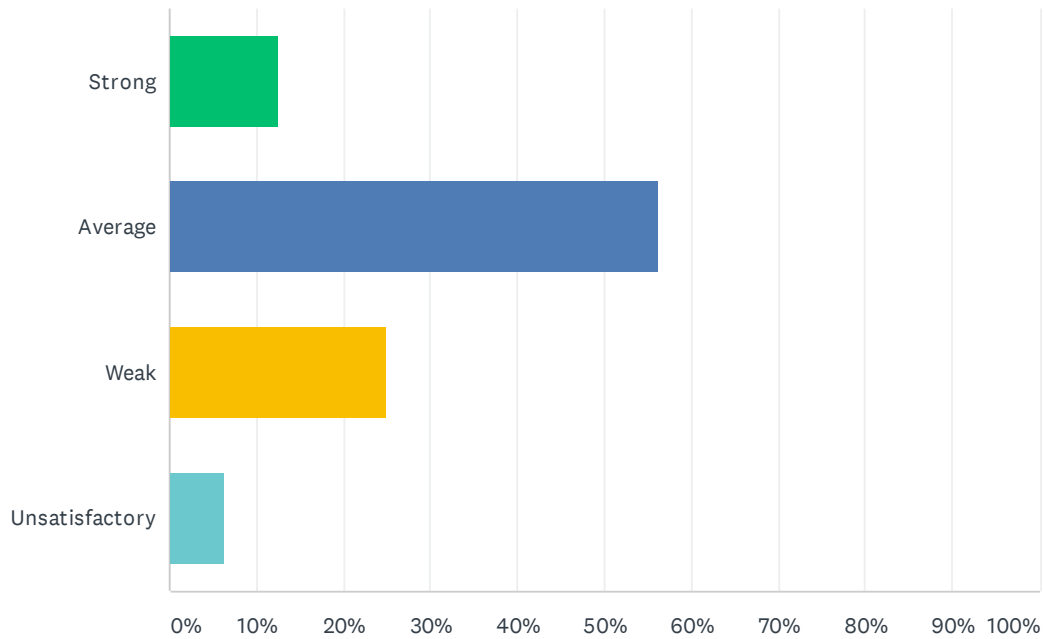
Answered: 17 Skipped: 0



ANSWER CHOICES	RESPONSES	
Strong	41.18%	7
Average	29.41%	5
Weak	11.76%	2
Unsatisfactory	17.65%	3
TOTAL		17

Q19 Staff is given time to input district required data (ie. Benchmarks, Dibels, CFAs, Report Card, and etc).

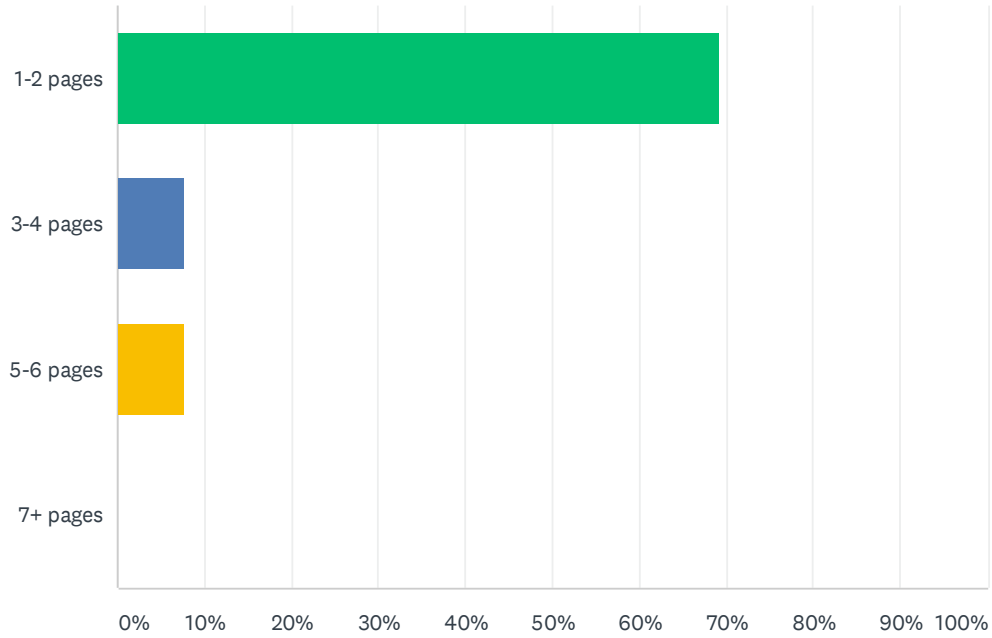
Answered: 16 Skipped: 1



ANSWER CHOICES	RESPONSES	
Strong	12.50%	2
Average	56.25%	9
Weak	25.00%	4
Unsatisfactory	6.25%	1
TOTAL		16

Q20 Teachers are required to submit complete, but not excessively lengthy lesson plans.

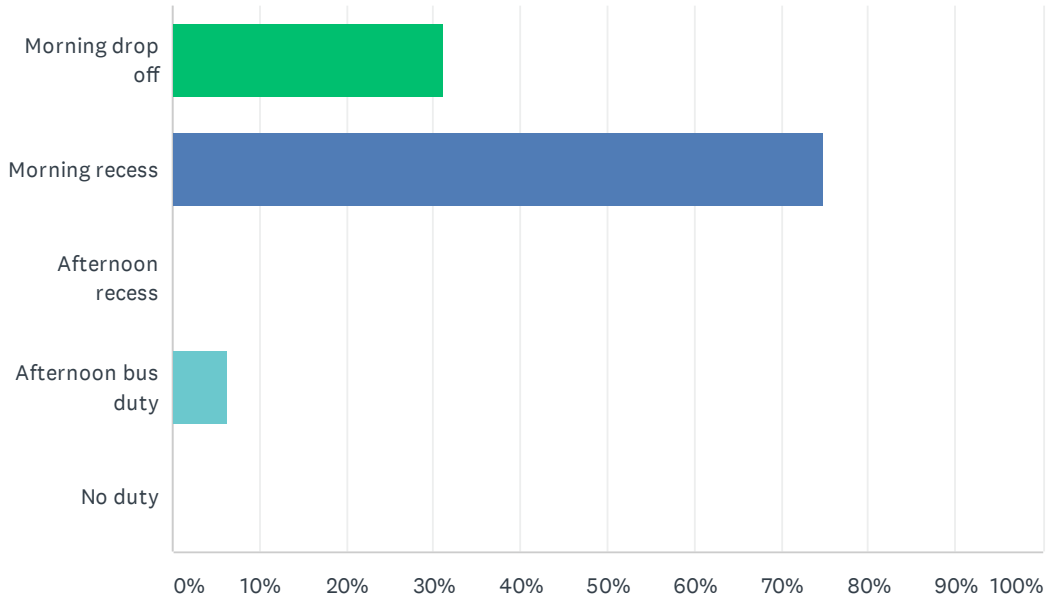
Answered: 13 Skipped: 4



ANSWER CHOICES	RESPONSES
1-2 pages	69.23% 9
3-4 pages	7.69% 1
5-6 pages	7.69% 1
7+ pages	0.00% 0
TOTAL	13

Q21 Staff has recess and/or bus duty.

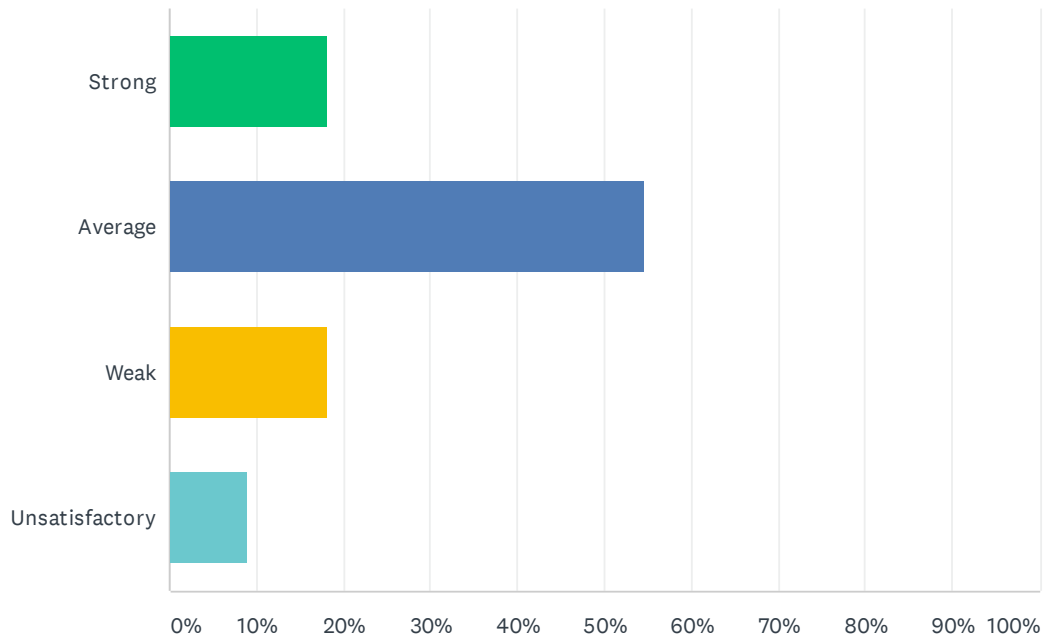
Answered: 16 Skipped: 1



ANSWER CHOICES	RESPONSES	
Morning drop off	31.25%	5
Morning recess	75.00%	12
Afternoon recess	0.00%	0
Afternoon bus duty	6.25%	1
No duty	0.00%	0
Total Respondents: 16		

Q22 The Special Education Department is assisting you with your questions, problems, and concerns.

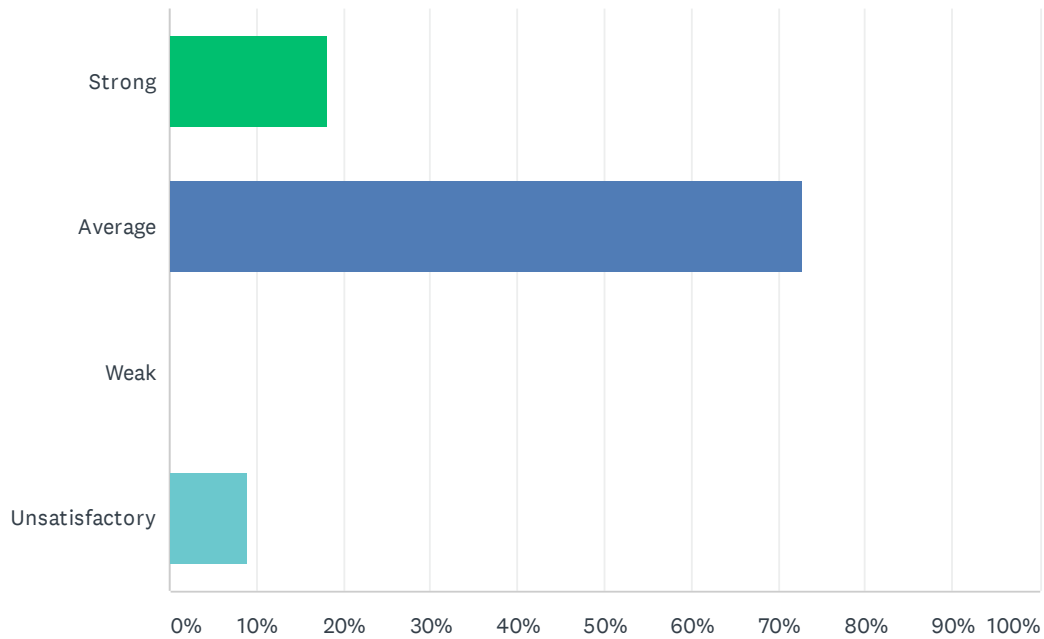
Answered: 11 Skipped: 6



ANSWER CHOICES	RESPONSES	
Strong	18.18%	2
Average	54.55%	6
Weak	18.18%	2
Unsatisfactory	9.09%	1
TOTAL		11

Q23 Special Education class size is balanced within each program to ensure student safety and individualized instruction.

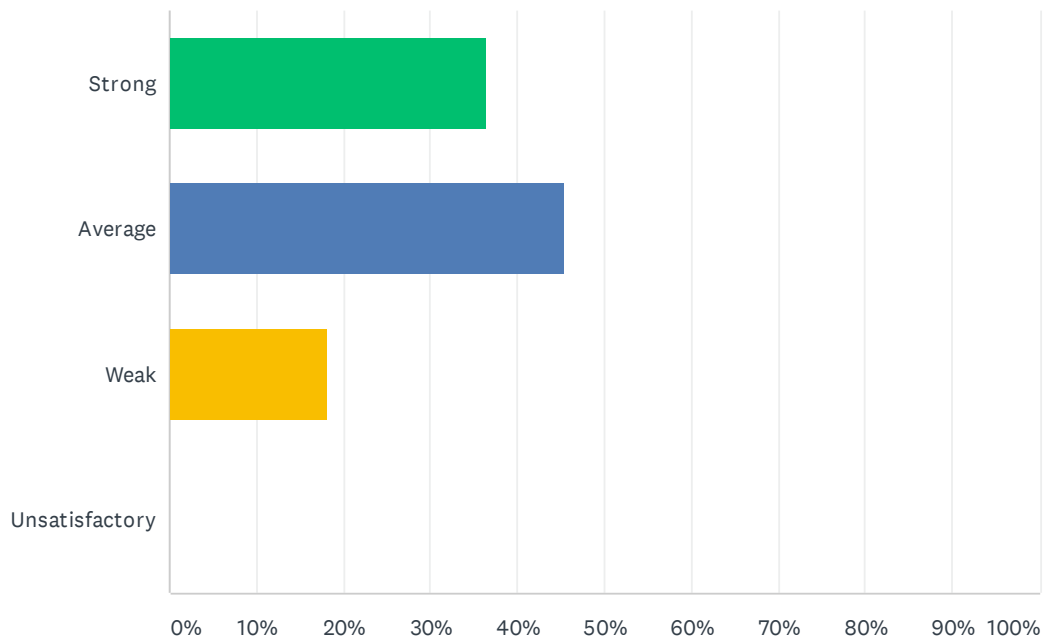
Answered: 11 Skipped: 6



ANSWER CHOICES	RESPONSES	
Strong	18.18%	2
Average	72.73%	8
Weak	0.00%	0
Unsatisfactory	9.09%	1
TOTAL		11

Q24 Special education teachers have opportunities to participate in school-based, content area staff development.

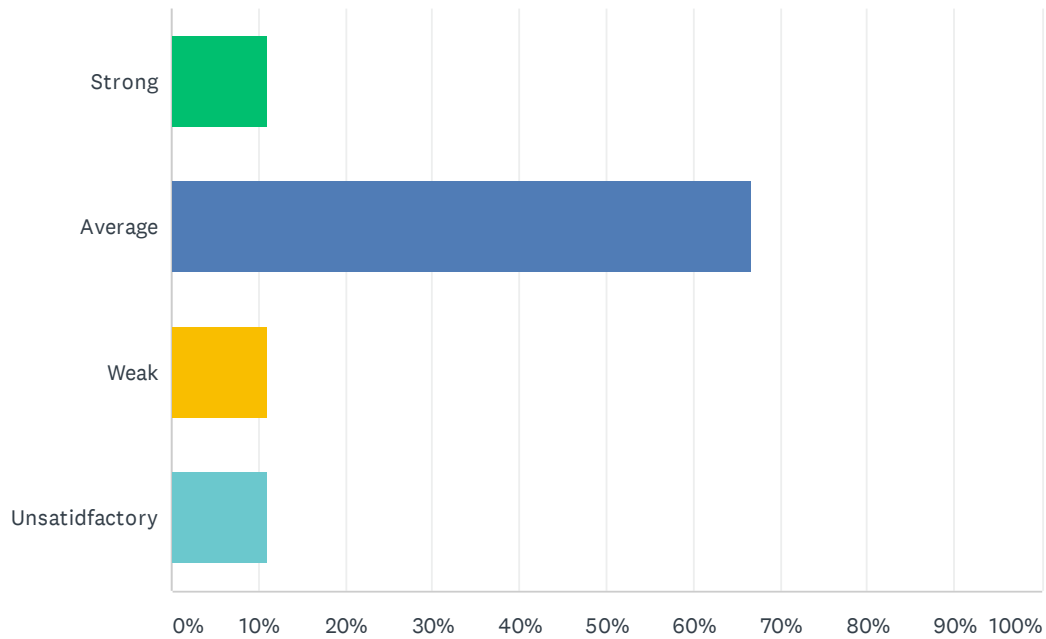
Answered: 11 Skipped: 6



ANSWER CHOICES	RESPONSES	
Strong	36.36%	4
Average	45.45%	5
Weak	18.18%	2
Unsatisfactory	0.00%	0
TOTAL		11

Q25 Special education teachers have needed access to ALL instructional resources provided to the general education teachers.

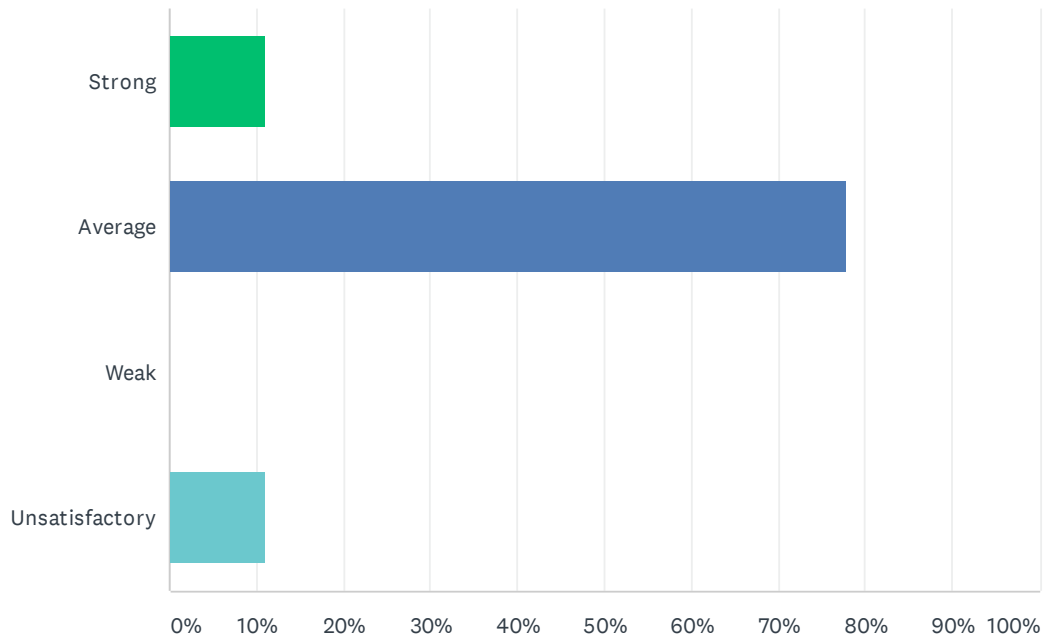
Answered: 9 Skipped: 8



ANSWER CHOICES	RESPONSES	
Strong	11.11%	1
Average	66.67%	6
Weak	11.11%	1
Unsatisfactory	11.11%	1
TOTAL		9

Q26 Special education teachers are adequately trained in the administration of state assessments and District IEP's.

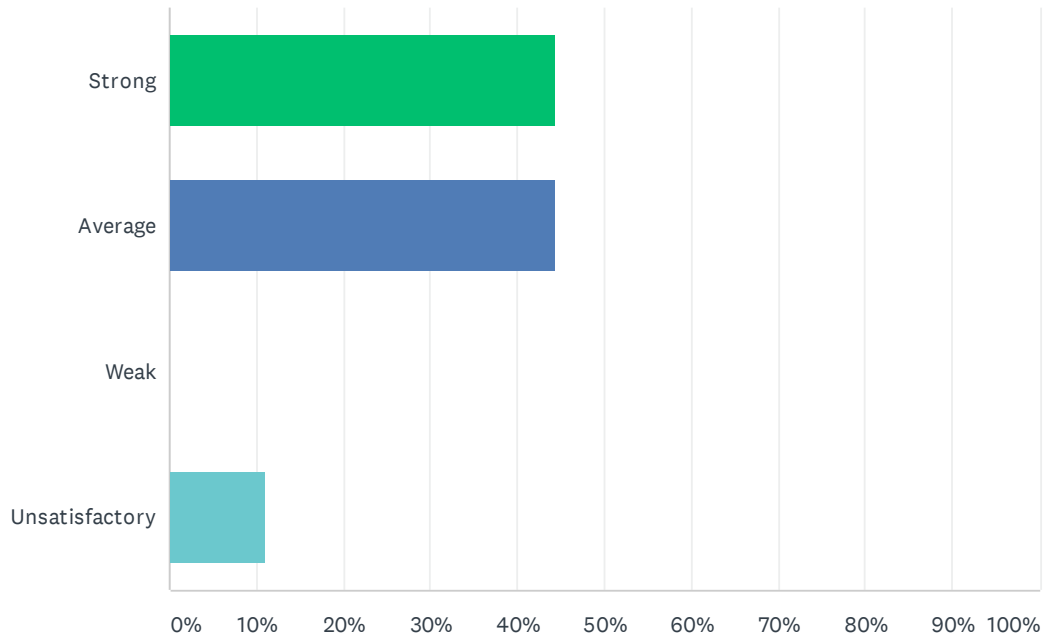
Answered: 9 Skipped: 8



ANSWER CHOICES	RESPONSES	
Strong	11.11%	1
Average	77.78%	7
Weak	0.00%	0
Unsatisfactory	11.11%	1
TOTAL		9

Q27 The site principal is accessible to discuss special education issues.

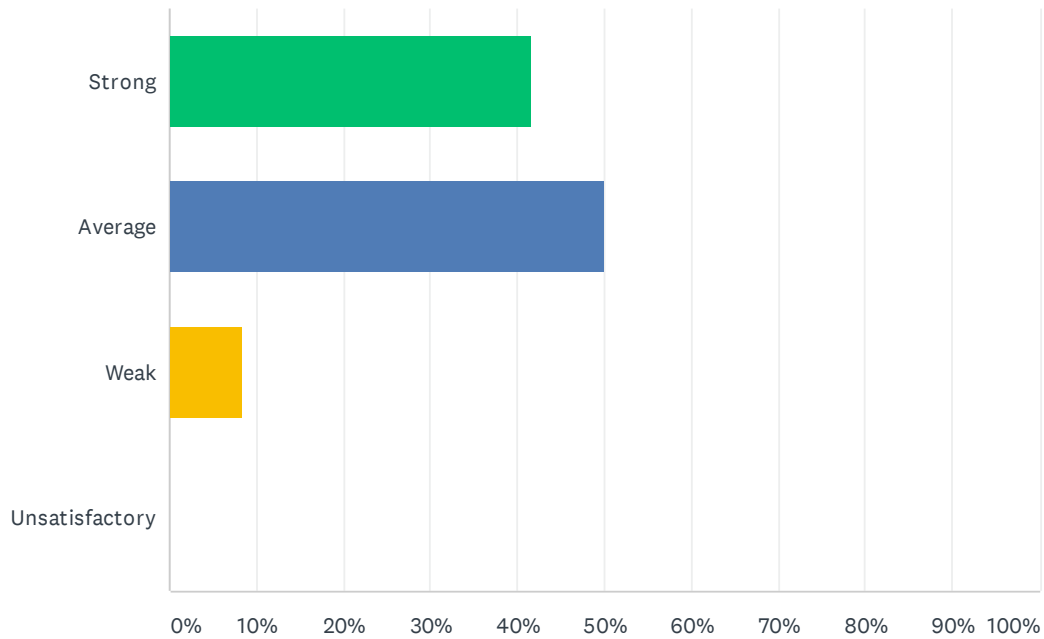
Answered: 9 Skipped: 8



ANSWER CHOICES	RESPONSES	
Strong	44.44%	4
Average	44.44%	4
Weak	0.00%	0
Unsatisfactory	11.11%	1
TOTAL		9

Q28 The site principal promotes equal opportunities for all students to learn.

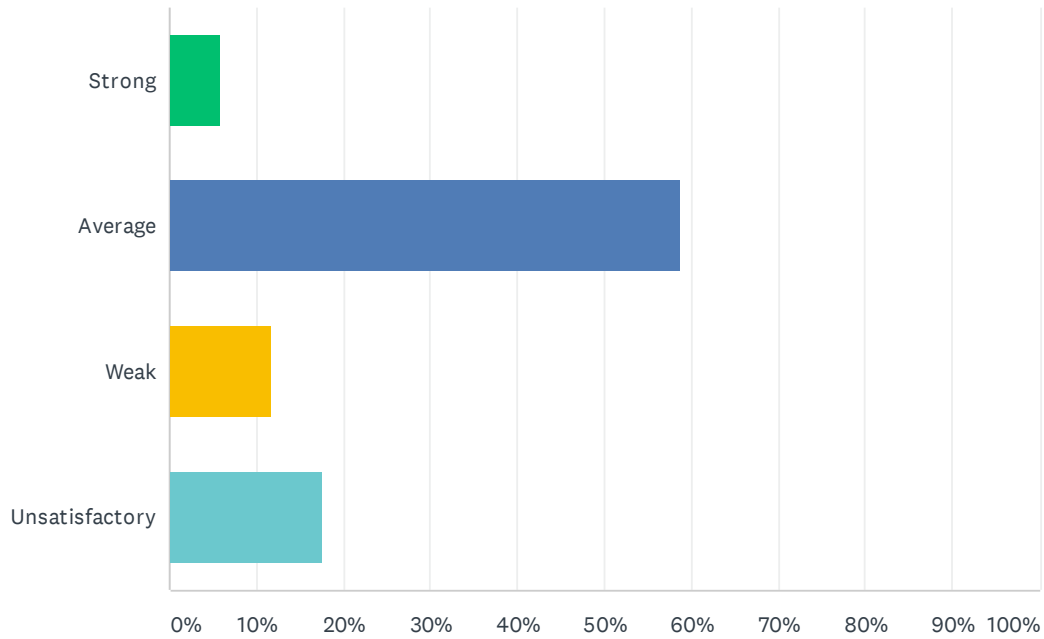
Answered: 12 Skipped: 5



ANSWER CHOICES	RESPONSES	
Strong	41.67%	5
Average	50.00%	6
Weak	8.33%	1
Unsatisfactory	0.00%	0
TOTAL		12

Q29 PBIS is used effectively and is improving behavior.

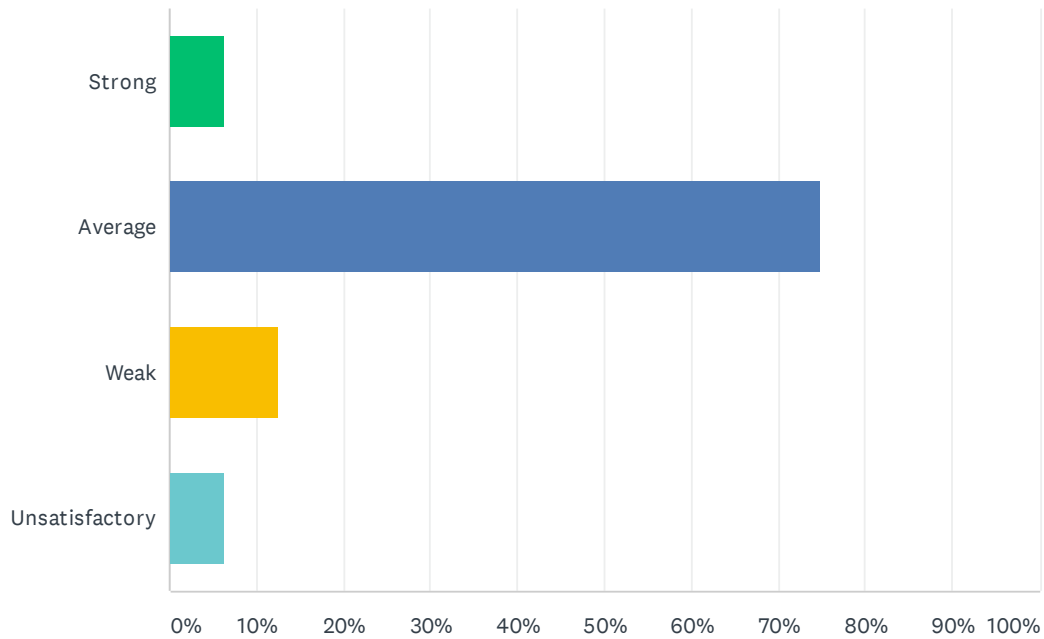
Answered: 17 Skipped: 0



ANSWER CHOICES	RESPONSES	
Strong	5.88%	1
Average	58.82%	10
Weak	11.76%	2
Unsatisfactory	17.65%	3
TOTAL		17

Q30 PBIS and Behavior Intervention Specialists are creating a safer environment at my site.

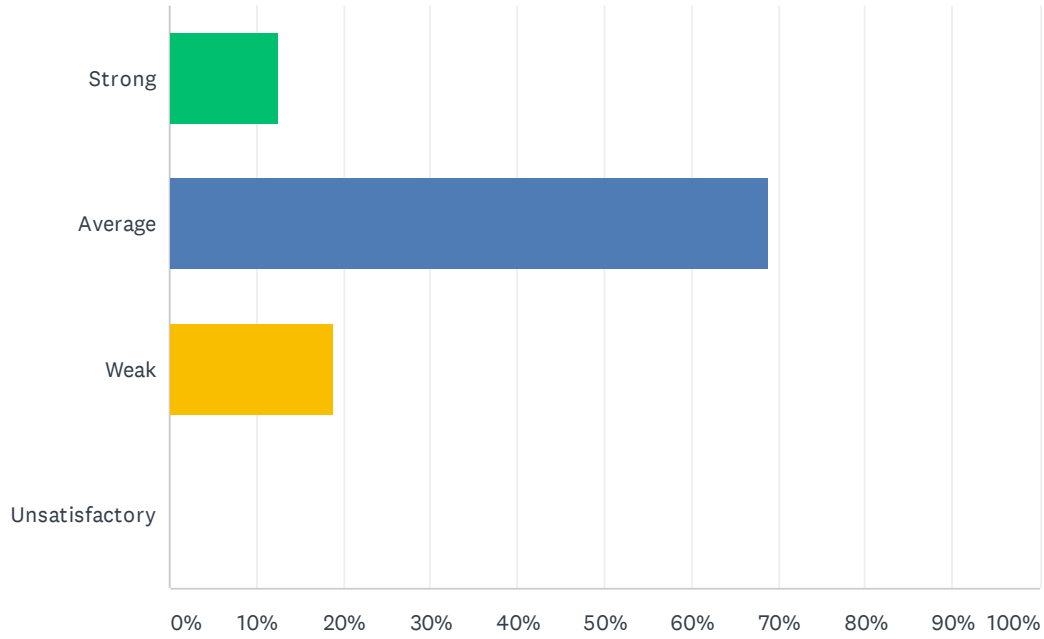
Answered: 16 Skipped: 1



ANSWER CHOICES	RESPONSES
Strong	6.25% 1
Average	75.00% 12
Weak	12.50% 2
Unsatisfactory	6.25% 1
TOTAL	16

Q31 Staff and students feel safe at my site.

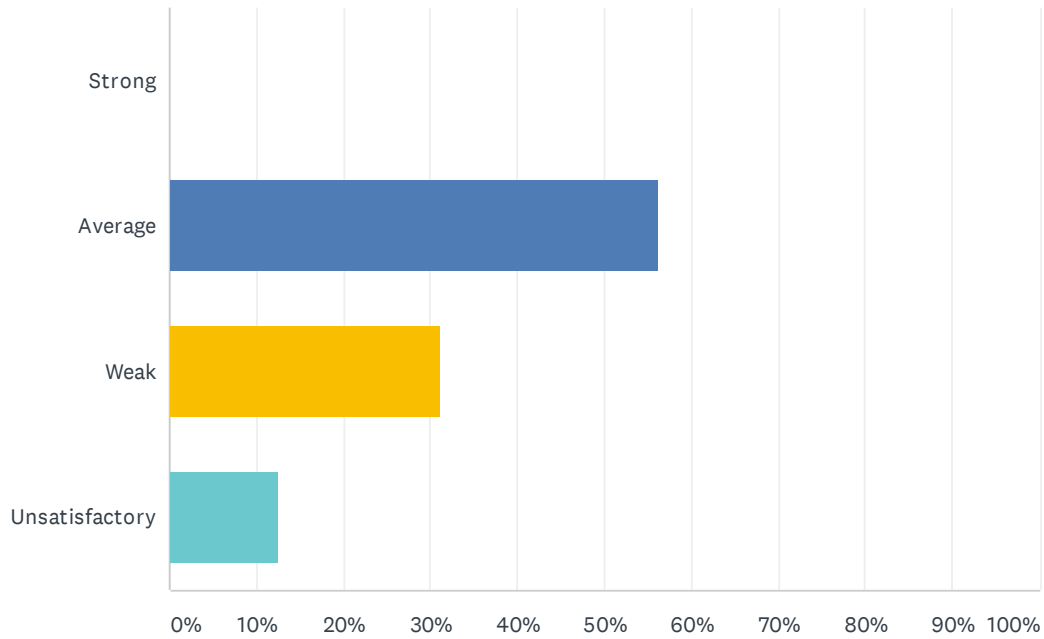
Answered: 16 Skipped: 1



ANSWER CHOICES	RESPONSES	
Strong	12.50%	2
Average	68.75%	11
Weak	18.75%	3
Unsatisfactory	0.00%	0
TOTAL		16

Q32 Discipline is improving at my site and not interfering with learning.

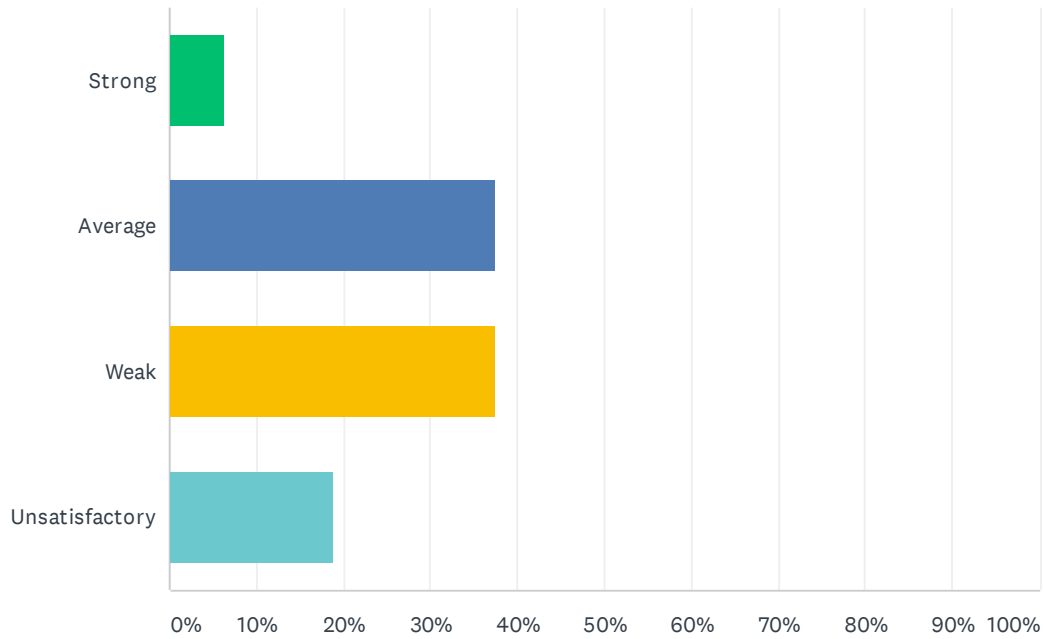
Answered: 16 Skipped: 1



ANSWER CHOICES	RESPONSES	
Strong	0.00%	0
Average	56.25%	9
Weak	31.25%	5
Unsatisfactory	12.50%	2
TOTAL		16

Q33 Positive referrals are an effective tool in improving discipline.

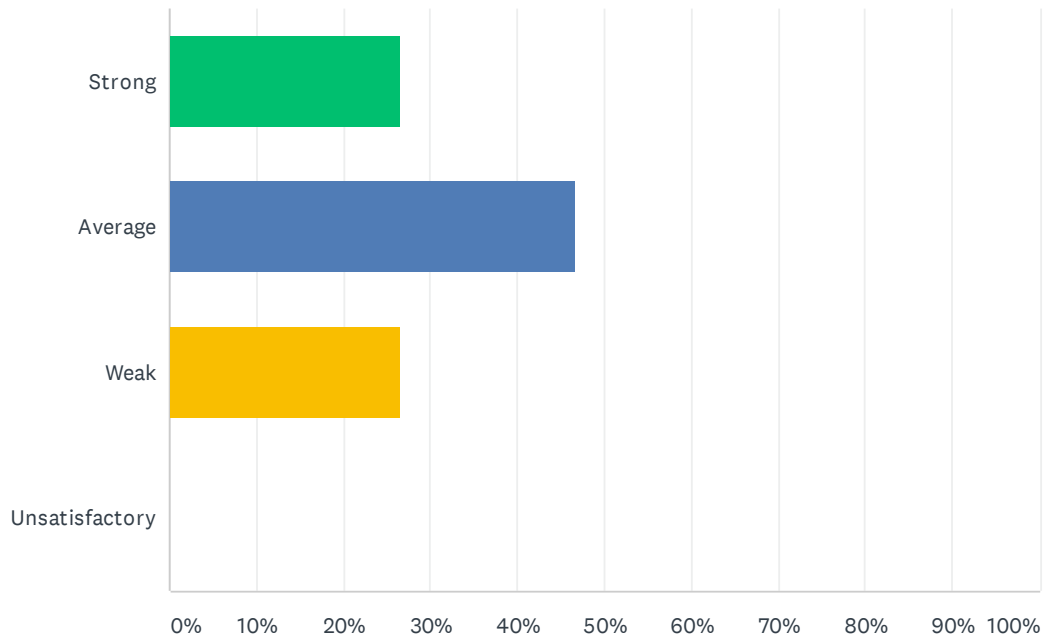
Answered: 16 Skipped: 1



ANSWER CHOICES	RESPONSES	
Strong	6.25%	1
Average	37.50%	6
Weak	37.50%	6
Unsatisfactory	18.75%	3
TOTAL		16

Q34 When ODR's (office disciplinary referral) are written the teacher's word is valued and trusted.

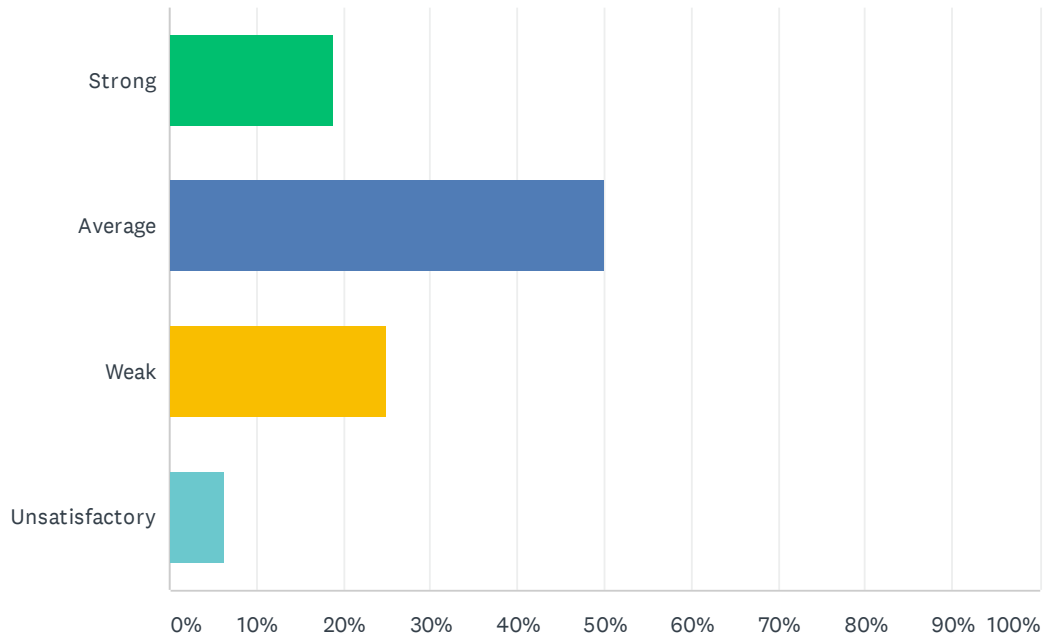
Answered: 15 Skipped: 2



ANSWER CHOICES	RESPONSES	
Strong	26.67%	4
Average	46.67%	7
Weak	26.67%	4
Unsatisfactory	0.00%	0
TOTAL		15

Q35 My site has a positive atmosphere.

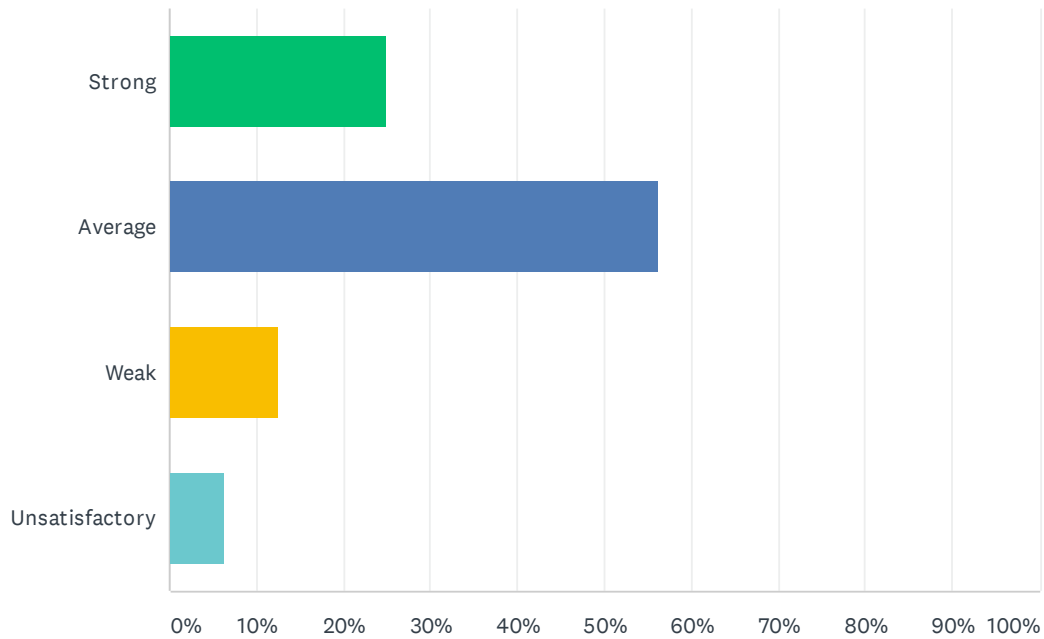
Answered: 16 Skipped: 1



ANSWER CHOICES	RESPONSES	
Strong	18.75%	3
Average	50.00%	8
Weak	25.00%	4
Unsatisfactory	6.25%	1
TOTAL		16

Q36 I would recommend my site to other employees and prospective teachers.

Answered: 16 Skipped: 1



ANSWER CHOICES	RESPONSES	
Strong	25.00%	4
Average	56.25%	9
Weak	12.50%	2
Unsatisfactory	6.25%	1
TOTAL		16