



2020

FLAGLER COUNTY FAIR  
& YOUTH SHOW  
PULLET RECORD BOOK  
CLOVERBUD

Exhibitor Name \_\_\_\_\_

Exhibitor Date of Birth \_\_\_\_\_

Club Name \_\_\_\_\_

SCORE: \_\_\_\_\_ PLACE: \_\_\_\_\_

## Cloverbud Pullet Project Agreement

The exhibitor is responsible for caring for the animal which will include feeding, deworming, providing fresh, clean water, providing a pen, washing and showing. The exhibitor will use this project as an educational tool to learn skills needed in the livestock industry. The exhibitor will keep accurate records on the animal

I ACCEPT THESE RESPONSIBILITIES:

\_\_\_\_\_  
Student Signature

\_\_\_\_\_  
Date

The Parent(s) is (are) responsible for providing financial help if needed along with assistance and encouragement while the student is raising an animal.

I, (WE) ACCEPT THESE RESPONSIBILITIES:

\_\_\_\_\_  
Parent and/or legal guardian signature

\_\_\_\_\_  
Date

The 4H Leader or FFA Advisor is responsible for visiting the the exhibitor and animal to give assistance and advise when needed.

I ACCEPT THESE RESPONSIBILITIES:

\_\_\_\_\_  
4H Leader/FFA Advisor Signature


\_\_\_\_\_  
Date

### Purpose


1. To acquire an understanding of animal production by preparing for, purchasing, caring for, and keeping records on one or more head of animals.
2. To be able to identify the types and grades of animals and employ efficient methods of marketing.
3. To understand the business aspects of economics of purchasing animals, feed, facilities and equipment for an animal project.
4. To develop integrity, sportsmanship and cooperation
5. To develop leadership abilities, builder charater and assume citizenship responsibilities.

# MY FLAGLER COUNTY FAIR AND YOUTH SHOW PULLET PROJECT RECORD BOOK

Insert before photo of you and your pullet here



Insert Show Day photo of you and your pullet here



# My Flagler County Fair and Youth Show Pullet Project Summary


1. My Pullet's Name is: \_\_\_\_\_
2. My Pullet's Favorite thing is: \_\_\_\_\_
3. My Pullet's Breed is: \_\_\_\_\_

A boy pullet is called a \_\_\_\_\_ and a girl pullet is called a \_\_\_\_\_

4. My Pullet is a Rooster \_\_\_\_\_ Hen \_\_\_\_\_  
Out of 6 pullets I had Roosters \_\_\_\_\_ Hens \_\_\_\_\_
5. Did any of your chicks die? Yes \_\_\_\_\_ No \_\_\_\_\_
6. Do you know why your pullets died? \_\_\_\_\_  
\_\_\_\_\_

7. My favorite part of my pullet project was: \_\_\_\_\_  
\_\_\_\_\_


8. My least favorite part of my pullet project was: \_\_\_\_\_  
\_\_\_\_\_





# Parts of a Chicken

Color and label the parts of a chicken.



Use each word only once:

beak  
eye  
toes

breast  
hock  
vent

comb  
shanks  
wattles

ear lobe  
shoulder

This worksheet is a part of the Incubation and Embryology Project (<http://www.urbanext.uiuc.edu/eggs>), University of Illinois Extension, 1999.

## Housing

1. What type of housing do you use? Check all that applies

- Wood
- Wood and wire
- Wire cage
- Other \_\_\_\_\_

2. What kind of food do you use? Check all that apply

- Pellets
- Fresh Water
- Grass
- Grains
- Crumbles
- Greens
- Other \_\_\_\_\_

3. When do you feed your pullets? Check all that apply

- Morning
- Noon
- Afternoon
- Evening
- Other \_\_\_\_\_

4. The most important item you give your pullet

is \_\_\_\_\_




Circle what your pullets should eat

Square what people should eat

Hint: Some eat both




shutterstock · 47596981





PULLET EQUIPMENT  
MATCH THE PULLET EQUIPMENT TO THE PICTURES



No. 111.

---



Waterer      Feeder      Chicken Pen      Nesting Boxes      Egg Basket

<b>Pet Pullet Information</b>	
<b>Maximum Adult Weight</b>	
<b>Breed</b>	
<b>Gender</b>	
<b>Typical Coloring</b>	
<b>Value at Beginning(cost of rabbit)</b>	
<b>Sales Price</b>	
<b>Total Cost of Feed</b>	
<b>Value at End</b>	


Circle One      **Profit**      **Loss**

**Picture of Feed Used**

**Picture of Pullet Housing**

# PROJECT STORY

In complete sentences answer the following questions



1. The most important thing I learned was:

---

---

---

---

---

---

---

---

---

---

2. Things I want to learn more about:

---

---

---

---

---

---

---

---

---

---

**Attach a copy of your buyer's letter**

Pullet Record Book Scoring System – CLOVERBUD ONLY

Item	Points Possible
Exhibitor Information	3
Exhibitor, Parent & Advisor/Leader	3
Before & Show Day Photos	4
Project Summary	10
Connect the dot and color page Judging based on neatness and creativity	6
Parts of Pullet	6
Housing	6
What should we eat	11
Pullet Equipment	8
Pet Pullet Information	15
Attach copy of Buyer's letter	6
Neatness, Accuracy, Grammar and Spelling	10
Project Story 3 points each questions	12
Points Earned/Total Points	_____ /100