



SHADES

PANEL TRACK

Effective April 1, 2019

design simplified™

TABLE OF CONTENTS

Product Overview

- Features and Benefits 2
- Collection Information 3-4
- Color Chart..... 5-8

Pricing

- Price Group 1 9
- Price Group 2 10
- Price Group 3 11
- Price Group 4 12
- Price Group 5 13
- Price Group 6 14
- Price Group 7 15
- Price Group 8 16

Product Specifications

- Options and Features 17
- Bottom Hem & Rail Options 17
- Valance Information 17-18
- Controls & Configuration Options (including ordering notes, stacking & size ranges) 19
- Headrail Splicing, Stacking Calculations and Panel Track Component Diagram 20-21

- How to Measure 22

Oversize Common Carrier Delivery

All orders with any quantity of shades or blinds or any continuous valance 96" or more in width are considered oversize. Therefore, a net shipping charge of \$40 per oversized unit will be assessed.

Oversized orders that require expedited shipping will be quoted and charged accordingly.

Please see General Information for additional freight and shipping charge information.

FEATURES AND BENEFITS



- Offered in various screen styles ranging from plain to decorative with openness factors ranging from 1% to 10% to provide just the right amount of light diffusion and UV protection
- Also available in a wide selection of blackout, vinyls, decorative fabrics, and grass-like weaves – many are flame-retardant
- Panel widths are customized to accommodate opening size, overlap is consistent
- Offers an excellent configuration to cover sliding glass doors and extra wide windows
- Available in side stack, split stack and free-floating panel configurations along with optional deluxe and fabric valances
- Limited Lifetime Warranty ensures your customer's satisfaction

COLLECTION INFORMATION

| Material Name | Color Family | Price Group | Fabric Content | Opacity | Flame Retardant | Greenguard Certified | Bacterial & Fungal Resistant | Deluxe Valance | Fabric Valance | Bottom Rail Styles Heat Sealed/Flat Deco**/Fabric Wrapped/Deluxe |
|---------------------|--------------|-------------|---|---------|-----------------|----------------------|------------------------------|----------------|----------------|---|
| 1% E Screen | R80 | 4 | 36% Fiberglass, 64% Vinyl | D | YES | YES | YES | YES | YES | All |
| 1% Sheerweave 2500 | R01 | 6 | 37% Fiberglass, 63% Vinyl on Fiberglass | D | YES | YES | YES | YES | YES | All |
| 1% Sheerweave 2701 | RS21 | 5 | 36% Fiberglass, 64% Vinyl on Fiberglass | D | YES | YES | YES | YES | YES | All |
| 1% Sheerweave 4901 | P4901 | 5 | 17% Polyester, 83% Vinyl on Polyester | D | YES | YES | YES | YES | YES | All |
| 1% Sheerweave 5000 | P5001 | 4 | 49% Polyester, 51% Vinyl on Polyester | D | YES | YES | YES | YES | YES | All except flat deco |
| 1% Toka | RS11 | 3 | 30% Polyester, 70% PVC | D | YES | YES | YES | YES | YES | All |
| 3% E Screen | R81 | 3 | 36% Fiberglass, 64% Vinyl | C | YES | YES | YES | YES | YES | All |
| 3% M Screen | R58 | 4 | 36% Fiberglass, 64% Vinyl | C | YES | YES | YES | YES | YES | All |
| 3% Sheerweave 2410 | R06 | 4 | 36% Fiberglass, 64% Vinyl on Fiberglass | C | YES | YES | YES | YES | YES | All |
| 3% Sheerweave 2703 | P2703 | 4 | 36% Fiberglass, 64% Vinyl on Fiberglass | C | YES | YES | YES | YES | YES | All |
| 3% Sheerweave 4400 | RS2 | 4 | 25% Polyester, 75% Vinyl on Polyester | C | YES | YES | YES | YES | YES | All except flat deco |
| 3% Sheerweave 4600 | P4600 | 5 | 17% Polyester, 83% Vinyl on Polyester | C | YES | YES | YES | YES | YES | Heat sealed only |
| 3% Sheerweave 4903 | P4903 | 4 | 17% Polyester, 83% Vinyl on Polyester | C | YES | YES | YES | YES | YES | All |
| 3% Sheerweave 5000 | R07 | 4 | Varies | C | YES | YES | YES | YES | YES | All except flat deco |
| 3% T Screen | RS16 | 4 | 36% Fiberglass, 64% Vinyl | C | YES | YES | YES | YES | YES | All |
| 4% S Screen | RS15 | 5 | 33.6% Fiberglass, 59.6% Vinyl, 6.8% Polyester | B | YES | YES | YES | YES | YES | All |
| 4% Silver Screen | RS6 | 8 | 64% PVC, 36% Fiberglass | C | YES | YES | YES | YES | YES | All except flat deco |
| 5% E Screen | R51 | 3 | 36% Fiberglass, 64% Vinyl | B | YES | YES | YES | YES | YES | All |
| 5% M Screen Deco | R61 | 4 | 36% Fiberglass, 64% Vinyl | B | YES | YES | YES | YES | YES | All |
| 5% Sheerweave 2000 | P2000 | 4 | 37% Fiberglass, 63% Vinyl on Fiberglass | B | YES | YES | YES | YES | YES | All |
| 5% Sheerweave 2390 | RS1 | 3 | 35% Fiberglass, 65% Vinyl on Fiberglass | B | YES | YES | YES | YES | YES | All |
| 5% Sheerweave 2705 | P2705 | 4 | 36% Fiberglass, 64% Vinyl on Fiberglass | B | YES | YES | YES | YES | NO | Heat sealed only |
| 5% Sheerweave 4000 | R09 | 3 | 25% Polyester, 75% Vinyl on Polyester | B | YES | YES | YES | YES | YES | All except flat deco |
| 5% Sheerweave 4500 | P4500 | 4 | 17% Polyester, 83% Vinyl on Polyester | B | YES | YES | YES | YES | YES | All |
| 5% Sheerweave 5000 | R10 | 4 | Varies | B | YES | YES | YES | YES | YES | All* except flat deco |
| 7% Global Screen | RS14 | 2 | 30% Polyester, 70% PVC | B | YES | YES | YES | YES | YES | All |
| 7% Sheerweave 5000 | R34 | 4 | Varies | B | YES | YES | YES | YES | YES | All except flat deco |
| 10% E Screen | R19 | 3 | 36% Fiberglass, 64% Vinyl | A | YES | YES | YES | YES | YES | All |
| 10% Sheerweave 2360 | P2360 | 3 | 35% Fiberglass, 65% Vinyl on Fiberglass | A | YES | YES | YES | YES | YES | All |
| 10% Sheerweave 4100 | P4100 | 3 | 25% Polyester, 75% Vinyl on Polyester | A | YES | YES | YES | YES | YES | All except flat deco |
| 10% Sheerweave 5000 | R26 | 4 | 28% Polyester, 72% Vinyl on Polyester | A | YES | YES | YES | YES | YES | All except flat deco |

* Heat sealed hem bar strongly recommended for R1015, R1019 & R1020

**Flat deco bottom rail (effective 5/20/2019)

Note: heat sealed hem bar is highly recommended for best panel appearance.



A. Glare Reducing

Softly filters light and reduces glare. Images, shapes and people can be seen clearly. Provides the least amount of light and shape screening.



B. Filtering

Filters strong light. Images, shapes and people can be seen with some clarity. Provides a modest degree of light and shape screening.



C. Shading

Significantly reduces light. Images, shapes and people cannot be seen clearly. Provides a moderate to strong degree of light and shape screening.



D. Blocking

Dramatically reduces light. Images, shapes and people are not distinguishable. Provides privacy against most all direct light and shape screening (except minimal light that may seep through closed or overlapping opaque/blackout vanes).



E. Blackout

Blocks out virtually all light (except light that may enter on the sides of the shade) for maximum privacy and darkness.

COLLECTION INFORMATION

| Material Name | Color Family | Price Group | Fabric Content | Opacity | Flame Retardant | Greenguard Certified | Bacterial & Fungal Resistant | Deluxe Valance | Fabric Valance | Bottom Rail Styles Heat Sealed/Flat Deco**/Fabric Wrapped/Deluxe |
|------------------------------------|--------------|-------------|--|---------|-----------------|----------------------|------------------------------|----------------|----------------|---|
| Alexandria | RD4 | 7 | 100% Polyester | B | NO | NO | N/A | YES | YES | All |
| Avila R Blackout | RB7 | 4 | 37.5% Polyester, 62.5% Acrylic | E | YES | YES | YES | YES | YES | Heat sealed only |
| Baroque | RD5 | 6 | 65% Cotton, 35% Polyester | C | NO | NO | NO | YES | YES | All |
| Blackout - Solid | R40 | 1 | 100% PVC Coated Fiberglass | E | YES | YES | YES | YES | NO | All |
| Brilliance | RD8 | 5 | 100% Polyester | B | NO | NO | Yes | YES | YES | All |
| Brilliance Blackout | RB6 | 6 | 100% Polyester | E | NO | NO | YES | YES | YES | All |
| Cararra | RD6 | 2 | 100% Polyester with Acrylic Coating | C | NO | NO | N/A | YES | YES | All |
| Claudio | RD7 | 5 | 90% Polyester, 10% Cationic Polyester | C | NO | NO | NO | YES | YES | All |
| Claudio Blackout | RB5 | 5 | 90% Polyester, 10% Cationic Polyester | E | NO | NO | NO | YES | YES | All |
| Cusco | RF6 | 7 | 100% Polyester | E | NO | NO | N/A | YES | YES | All |
| Darien | RD1 | 5 | 100% Polyester | B | NO | NO | N/A | YES | YES | All |
| Drizzle | RD2 | 5 | 89% Polyester, 11% Linen | B | NO | NO | N/A | YES | YES | All |
| Fiona | RD3 | 6 | 100% Polyester | C | NO | NO | YES | YES | YES | All |
| Flocke Blackout | R92 | 8 | 42% Fiberglass, 51% Acrylic, 7% Cotton Flocked Backing | E | YES | NO | NO | YES | YES | All |
| Hayworth | RF32 | 2 | 100% Polyester | B | NO | NO | NO | YES | YES | All |
| Illusion | RF34 | 4 | 100% Polyester | B | NO | NO | YES | YES | YES | All |
| Jasper | RF5 | 8 | 100% Polyester | C | NO | NO | N/A | YES | YES | All |
| Linview | R56 | 3 | 100% Polyester | B | NO | NO | N/A | YES | YES | All |
| Linview Blackout | RB3 | 4 | 100% Polyester | E | NO | NO | N/A | YES | YES | Heat sealed only |
| Montero | RF4 | 3 | 100% Polyester with Acrylic Coating | D | NO | NO | N/A | YES | YES | All |
| Moravia | RF8 | 7 | 100% Polyester | B | NO | NO | N/A | YES | YES | All |
| Santa Cruz | RF3 | 3 | 100% Polyester | D | NO | NO | N/A | YES | YES | All |
| Santa Cruz Blackout | RB1 | 3 | 100% Polyester | E | NO | NO | N/A | YES | YES | All |
| Scala Blackout | R100 | 2 | 100% Polyester | E | NO | NO | N/A | YES | NO | Heat sealed only |
| Sheerweave 7200R (Blackout) | P7200R | 4 | 100% Polyester with Acrylic Foamed Backing | E | NO | YES | NO | YES | YES | Heat sealed only |
| Sheerweave 7250R (Light Filtering) | P7250R | 3 | 100% Polyester with Acrylic Coating | C | NO | YES | NO | YES | YES | Heat sealed only |
| Sheerweave 7400 (Blackout) | P7400 | 6 | 100% Polyester with Acrylic Foamed Backing | E | YES | YES | NO | YES | YES | All |
| Sheerweave 7450 (Light Filtering) | P7450 | 5 | 100% Polyester with Acrylic Coating | B | NO | YES | NO | YES | YES | All |
| Sheerweave 7500R (Blackout) | P7500R | 2 | 100% Polyester with Acrylic Coating | E | NO | YES | NO | YES | NO | Heat sealed only |
| Sheerweave 7500 (Blackout) | P7500 | 3 | 100% Polyester with Acrylic Coating | E | YES | YES | NO | YES | NO | Heat sealed only |
| Sheerweave 7600 (Blackout) | P7600 | 6 | 45% Polyester/55% Acrylic Foamed Backing | E | YES | YES | NO | YES | YES | All |
| Sheerweave 7650 (Light Filtering) | P7650 | 5 | 100% Polyester | B | YES | YES | NO | YES | YES | All |
| Sheerweave 7700R (Blackout) | P7700R | 3 | 100% Polyester with Acrylic Foamed Backing | E | NO | YES | NO | YES | YES | All |
| Sheerweave 7750R (Light Filtering) | P7750R | 3 | 100% Polyester with Acrylic Coating | C | NO | YES | NO | YES | YES | Heat sealed only |
| Sorrento | RF35 | 2 | 85.9% Polyester, 8.3% Cotton, 5.8% Flax | B | NO | NO | YES | YES | YES | All |
| Sunscreen (SW) 7000 | R11 | 7 | 100% Polyester with Acrylic Foamed Backing | E | YES | YES | YES | YES | YES | All |
| Tundra | RD9 | 2 | 100% Polyester | B | NO | NO | NO | YES | YES | Heat sealed only |
| Tundra Blackout | RB8 | 2 | 100% Polyester | E | NO | NO | NO | YES | YES | Heat sealed only |
| Uptown | R79 | 8 | 66% Cotton, 34% Polyester | C | NO | NO | NO | YES | YES | All except heat sealed |
| Uptown Room Darkening | R79 | 8 | 66% Cotton, 34% Polyester | E | NO | NO | NO | YES | YES | All except heat sealed |
| World Textures 1 | R48 | 5 | 80% Cotton, 20% Flax | C | NO | NO | NO | YES | YES | All |
| World Textures 1 Blackout | R50 | 6 | 100% Cotton | E | NO | NO | NO | YES | YES | All |
| World Textures 2 | R49 | 7 | 40% Viscose, 23% PES, 20% Cotton, 17% Flax | C | NO | NO | NO | YES | YES | All except flat deco |
| World Textures 2 Blackout | R50 | 7 | 40% Viscose, 23% PES, 20% Cotton, 17% Flax | E | NO | NO | NO | YES | YES | All |

**Flat deco bottom rail (effective 5/20/2019)

Note: heat sealed hem bar is highly recommended for best panel appearance.



A. Glare Reducing
Softly filters light and reduces glare. Images, shapes and people can be seen clearly. Provides the least amount of light and shape screening.



B. Filtering
Filters strong light. Images, shapes and people can be seen with some clarity. Provides a modest degree of light and shape screening.



C. Shading
Significantly reduces light. Images, shapes and people cannot be seen clearly. Provides a moderate to strong degree of light and shape screening.



D. Blocking
Dramatically reduces light. Images, shapes and people are not distinguishable. Provides privacy against most all direct light and shape screening (except minimal light that may seep through closed or overlapping opaque/blackout vanes).



E. Blackout
Blocks out virtually all light (except light that may enter on the sides of the shade) for maximum privacy and darkness.

COLOR CHART

(Standard lead-time)

| Material Name | Color Name | Color # |
|--------------------|-------------------|-----------|
| 1% E Screen | Charcoal/Charcoal | R8009 |
| 1% E Screen | Charcoal/Cocoa | R8007 |
| 1% E Screen | Charcoal/Grey | R8008 |
| 1% E Screen | White | R8004 |
| 1% E Screen | White/Linen | R8005 |
| 1% E Screen | White/Pearl | R8003 |
| | | |
| 1% Sheerweave 2500 | Charcoal | R0103 |
| 1% Sheerweave 2500 | Charcoal/Alpaca | R0109 |
| 1% Sheerweave 2500 | Charcoal/Chestnut | R0104 |
| 1% Sheerweave 2500 | Oyster | R0105 |
| 1% Sheerweave 2500 | Oyster/Beige | R0106 |
| 1% Sheerweave 2500 | Oyster/Pearl Gray | R0107 |
| | | |
| 1% Sheerweave 2701 | Oyster | RS2101 |
| 1% Sheerweave 2701 | Oyster/Beige | RS2102 |
| 1% Sheerweave 2701 | Oyster/Charcoal | RS2106 |
| 1% Sheerweave 2701 | Oyster/Chestnut | RS2105 |
| 1% Sheerweave 2701 | Oyster/Pearl Gray | RS2103 |
| 1% Sheerweave 2701 | Oyster/Pewter | RS2104 |
| | | |
| 1% Sheerweave 5000 | Jute/Coffee | P5001 R88 |
| 1% Sheerweave 5000 | Jute/Flax | P5001 R86 |
| | | |
| 1% Toka | Bone | RS11002 |
| 1% Toka | Platinum | RS11003 |
| 1% Toka | White | RS11001 |
| | | |
| 3% E Screen | Charcoal/Charcoal | R8102 |
| 3% E Screen | Charcoal/Cocoa | R8107 |
| 3% E Screen | Charcoal/Grey | R8108 |
| 3% E Screen | White/Linen | R8104 |
| 3% E Screen | White/Pearl | R8105 |
| 3% E Screen | White/White | R8106 |
| | | |
| 3% M Screen | Charcoal/Apricot | R5803 |
| 3% M Screen | Charcoal/Charcoal | R5805 |
| 3% M Screen | Charcoal/Sable | R5808 |
| 3% M Screen | White Linen | R5807 |
| 3% M Screen | White/White | R5801 |
| | | |
| 3% Sheerweave 2410 | Charcoal | R0603 |
| 3% Sheerweave 2410 | Charcoal/Alpaca | R0609 |
| 3% Sheerweave 2410 | Charcoal/Chestnut | R0604 |
| 3% Sheerweave 2410 | Oyster | R0605 |
| 3% Sheerweave 2410 | Oyster/Beige | R0606 |
| 3% Sheerweave 2410 | Oyster/Pearl Gray | R0607 |
| | | |
| 3% Sheerweave 2703 | Oyster | P2703 P12 |
| 3% Sheerweave 2703 | Oyster/Beige | P2703 P13 |
| 3% Sheerweave 2703 | Oyster/Charcoal | P2703 P28 |
| 3% Sheerweave 2703 | Oyster/Chestnut | P2703 P92 |
| 3% Sheerweave 2703 | Oyster/Pearl Gray | P2703 P14 |
| 3% Sheerweave 2703 | Oyster/Pewter | P2703 P91 |

| Material Name | Color Name | Color # |
|--------------------|-------------------|---------|
| 3% Sheerweave 4400 | Alabaster | RS2200 |
| 3% Sheerweave 4400 | Chalk | RS2202 |
| 3% Sheerweave 4400 | Greystone | RS2201 |
| 3% Sheerweave 4400 | Pewter | RS2203 |
| | | |
| 3% Sheerweave 5000 | Bark/Sienna | R0710 |
| 3% Sheerweave 5000 | Chenille/Honey | R0707 |
| 3% Sheerweave 5000 | Linen/Cinnamon | R0702 |
| 3% Sheerweave 5000 | Linen/Cream | R0704 |
| 3% Sheerweave 5000 | Linen/Fig | R0705 |
| | | |
| 3% T Screen | Charcoal/Charcoal | RS16005 |
| 3% T Screen | Charcoal/Grey | RS16006 |
| 3% T Screen | Sable/Charcoal | RS16003 |
| 3% T Screen | White/Pearl | RS16004 |
| 3% T Screen | White/Sable-Straw | RS16002 |
| 3% T Screen | White/White | RS16001 |
| | | |
| 4% S Screen | Ginger | RS15006 |
| 4% S Screen | Granite | RS15004 |
| 4% S Screen | Papyrus | RS15003 |
| 4% S Screen | Porcelain | RS15001 |
| 4% S Screen | Sesame | RS15007 |
| | | |
| 4% Silver Screen | Beige | RS6501 |
| 4% Silver Screen | Black | RS6504 |
| 4% Silver Screen | Bronze | RS6503 |
| 4% Silver Screen | Light Grey | RS6500 |
| 4% Silver Screen | White | RS6502 |
| | | |
| 5% E Screen | Charcoal/Charcoal | R5105 |
| 5% E Screen | Charcoal/Cocoa | R5104 |
| 5% E Screen | Charcoal/Grey | R5110 |
| 5% E Screen | Pure White | R5101 |
| 5% E Screen | White/Linen | R5108 |
| 5% E Screen | White/Pearl | R5109 |
| | | |
| 5% M Screen Deco | Flagstone | R6107 |
| 5% M Screen Deco | Harvest Wheat | R6104 |
| 5% M Screen Deco | Hazelnut | R6105 |
| 5% M Screen Deco | Parchment | R6106 |
| 5% M Screen Deco | River Rock | R6102 |
| 5% M Screen Deco | Tumbleweed | R6103 |

| Material Name | Color Name | Color # |
|---------------------|--------------------|---------|
| 5% Sheerweave 2390 | Charcoal | RS1105 |
| 5% Sheerweave 2390 | Charcoal/Alpaca | RS1106 |
| 5% Sheerweave 2390 | Charcoal/Chestnut | RS1104 |
| 5% Sheerweave 2390 | Charcoal/Gray | RS1102 |
| 5% Sheerweave 2390 | Oyster | RS1100 |
| 5% Sheerweave 2390 | Oyster/Beige | RS1101 |
| 5% Sheerweave 2390 | Oyster/Pearl Gray | RS1103 |
| | | |
| 5% Sheerweave 4000 | Alabaster | R0901 |
| 5% Sheerweave 4000 | Chalk | R0902 |
| 5% Sheerweave 4000 | Granite | R0906 |
| 5% Sheerweave 4000 | Greystone | R0904 |
| | | |
| 5% Sheerweave 5000 | Aura Sable | R1021 |
| 5% Sheerweave 5000 | Bark/Ash | R1009 |
| 5% Sheerweave 5000 | Bark/Pewter | R1010 |
| 5% Sheerweave 5000 | Bark/Tiger Oak | R1001 |
| 5% Sheerweave 5000 | Chenille/Driftwood | R1007 |
| 5% Sheerweave 5000 | Contour Essence | R1017 |
| 5% Sheerweave 5000 | Contour Natural | R1016 |
| 5% Sheerweave 5000 | Contour Smoke | R1018 |
| 5% Sheerweave 5000 | Linen/Pearl | R1014 |
| 5% Sheerweave 5000 | Linen/Taupe | R1015 |
| 5% Sheerweave 5000 | Metro /Platinum | R1019 |
| 5% Sheerweave 5000 | Pavestone | R1020 |
| 5% Sheerweave 5000 | Tweed/Buckeye | R1003 |
| 5% Sheerweave 5000 | Tweed/Oatmeal | R1006 |
| 5% Sheerweave 5000 | Twine/Flagstone | R1012 |
| 5% Sheerweave 5000 | Twine/Metal | R1013 |
| 5% Sheerweave 5000 | Twine/Oatmeal | R1011 |
| | | |
| 7% Global Screen | Barley | RS14002 |
| 7% Global Screen | Canvas | RS14001 |
| 7% Global Screen | Platinum | RS14003 |
| | | |
| 7% Sheerweave 5000 | Bamboo/Wheat | R34 Q46 |
| 7% Sheerweave 5000 | Bamboo White/Wheat | R3409 |
| 7% Sheerweave 5000 | Linen/Clay | R3408 |
| | | |
| 10% E Screen | Charcoal/Charcoal | R1902 |
| 10% E Screen | Charcoal/Cocoa | R1907 |
| 10% E Screen | White Pearl | R1908 |
| 10% E Screen | White/Linen | R1905 |
| 10% E Screen | White/White | R1906 |
| | | |
| 10% Sheerweave 5000 | Bamboo/Birch | R2603 |

COLOR CHART

(Standard lead-time)

| Material Name | Color Name | Color # |
|---------------------|--------------|---------|
| Alexandria | Charcoal | RD403 |
| Alexandria | Duck Egg | RD402 |
| Alexandria | Oatmeal | RD401 |
| | | |
| Avila R Blackout | Canvas | RB703 |
| Avila R Blackout | Chalk | RB702 |
| Avila R Blackout | Charcoal | RB708 |
| Avila R Blackout | Khaki | RB705 |
| Avila R Blackout | Linen | RB704 |
| Avila R Blackout | Marine | RB706 |
| Avila R Blackout | Onyx | RB709 |
| Avila R Blackout | Pewter | RB707 |
| Avila R Blackout | White | RB701 |
| | | |
| Baroque | Champagne | RD501 |
| Baroque | Cyan | RD502 |
| Baroque | Ebony | RD504 |
| Baroque | Ruby | RD503 |
| | | |
| Blackout - Solid | Alabaster | R4011 |
| Blackout - Solid | Bone | R4005 |
| Blackout - Solid | Buff | R4008 |
| Blackout - Solid | Oyster | R4006 |
| Blackout - Solid | White | R4001 |
| | | |
| Brilliance | Birch | RD802 |
| Brilliance | Dove Gray | RD804 |
| Brilliance | Pearl | RD801 |
| Brilliance | Putty | RD803 |
| Brilliance | Pyrite | RD805 |
| Brilliance | Steel | RD806 |
| | | |
| Brilliance Blackout | Birch | RB602 |
| Brilliance Blackout | Dove Gray | RB604 |
| Brilliance Blackout | Pearl | RB601 |
| Brilliance Blackout | Putty | RB603 |
| Brilliance Blackout | Pyrite | RB605 |
| Brilliance Blackout | Steel | RB606 |
| | | |
| Carrara | Coal | RD606 |
| Carrara | Saddle | RD604 |
| Carrara | Silver | RD603 |
| Carrara | Storm | RD605 |
| Carrara | Tusk | RD602 |
| Carrara | White | RD601 |
| | | |
| Claudio | Ash | RD706 |
| Claudio | Cloud | RD701 |
| Claudio | Cream | RD702 |
| Claudio | Gray Matters | RD708 |
| Claudio | Mink | RD704 |
| Claudio | Mist | RD703 |
| Claudio | Reef | RD705 |
| Claudio | Sailcloth | RD707 |
| | | |
| Claudio Blackout | Ash | RB506 |
| Claudio Blackout | Cloud | RB501 |
| Claudio Blackout | Cream | RB502 |
| Claudio Blackout | Mink | RB504 |
| Claudio Blackout | Mist | RB503 |
| Claudio Blackout | Reef | RB505 |
| | | |
| Cusco | Chateau | RF6400 |
| Cusco | Coconut Husk | RF6401 |
| Cusco | Shadow Ridge | RF6402 |

| Material Name | Color Name | Color # |
|------------------|------------------|---------|
| Darien | Bark | RD106 |
| Darien | Beige | RD101 |
| Darien | Charcoal | RD107 |
| Darien | Driftwood | RD103 |
| Darien | Mocha | RD104 |
| Darien | Sand | RD102 |
| Darien | Sea Mist | RD105 |
| | | |
| Drizzle | Flax | RD201 |
| Drizzle | Graphite | RD205 |
| Drizzle | Hessian | RD202 |
| Drizzle | Iron | RD204 |
| Drizzle | Tweed | RD203 |
| | | |
| Fiona | Grey | RD303 |
| Fiona | Sand | RD301 |
| Fiona | Smokey Blue | RD302 |
| | | |
| Floche Blackout | Chartreux | R9205 |
| Floche Blackout | Crystal | R9204 |
| Floche Blackout | Sea Cliff | R9202 |
| Floche Blackout | Spun Silk | R9203 |
| | | |
| Hayworth | Linen | RF32001 |
| Hayworth | White | RF32000 |
| | | |
| Illusion | Dove | RF34003 |
| Illusion | Flannel | RF34004 |
| Illusion | Ivory | RF34002 |
| Illusion | Snow | RF34001 |
| | | |
| Jasper | Country Linen | RF5303 |
| Jasper | Heather | RF5302 |
| Jasper | Storm Cloud | RF5300 |
| Jasper | Tweed | RF5301 |
| | | |
| Linview | Ash | R5613 |
| Linview | Cabana Wood | R5603 |
| Linview | Fog | R5611 |
| Linview | Macadamia | R5606 |
| Linview | Midnight Black | R5615 |
| Linview | Morning Light | R5602 |
| Linview | Navy | R5610 |
| Linview | New York Grey | R5614 |
| Linview | Pale Lapis | R5609 |
| Linview | Pale Oak | R5617 |
| Linview | Porpoise | R5612 |
| Linview | Rural Green | R5607 |
| Linview | Sea Smoke | R5616 |
| Linview | Skyward | R5608 |
| Linview | Slate | R5605 |
| Linview | Soft Linen | R5618 |
| Linview | Summer White | R5601 |
| Linview | Weathered Walnut | R5604 |
| | | |
| Linview Blackout | Alabaster | RB302 |
| Linview Blackout | Café Crème | RB303 |
| Linview Blackout | Collonade Gray | RB306 |
| Linview Blackout | Gauntlet Gray | RB309 |
| Linview Blackout | Pale Gray | RB307 |
| Linview Blackout | Pale Oak | RB311 |
| Linview Blackout | Pure White | RB301 |
| Linview Blackout | Sea Smoke | RB310 |
| Linview Blackout | Soft Linen | RB312 |
| Linview Blackout | Stone | RB304 |
| Linview Blackout | Tranquility | RB305 |
| Linview Blackout | Whale | RB308 |

| Material Name | Color Name | Color # |
|---------------------------|-------------------------|---------|
| Montero | Dark Walnut | RF4200 |
| Montero | Java Coast | RF4201 |
| Montero | Wicker Basket | RF4202 |
| | | |
| Moravia | Coastal | RF8602 |
| Moravia | Countryside | RF8600 |
| Moravia | Seabreeze | RF8601 |
| | | |
| Santa Cruz | Bunglehouse Blue | RF3101 |
| Santa Cruz | Manchester | RF3100 |
| Santa Cruz | Night Sky | RF3106 |
| Santa Cruz | Rainforest | RF3107 |
| | | |
| Santa Cruz Blackout | Bunglehouse Blue | RB102 |
| Santa Cruz Blackout | Manchester | RB101 |
| Santa Cruz Blackout | Night Sky | RB104 |
| Santa Cruz Blackout | Rainforest | RB103 |
| | | |
| Scala Blackout | Gray | R10005 |
| Scala Blackout | Off White | R10002 |
| Scala Blackout | Silver | R10004 |
| Scala Blackout | White | R10001 |
| | | |
| Sorrento | Bisque | RF35002 |
| Sorrento | Linen | RF35001 |
| Sorrento | Stucco | RF35003 |
| | | |
| Sunscreen 7000 | Birch | R1101 |
| Sunscreen 7000 | Graphite | R1107 |
| Sunscreen 7000 | Mushroom | R1102 |
| Sunscreen 7000 | Onyx | R1103 |
| Sunscreen 7000 | Sand | R1104 |
| Sunscreen 7000 | White | R1106 |
| | | |
| Tundra | Antique White | RD9 02 |
| Tundra | Dark Gray | RD9 05 |
| Tundra | Ice White | RD9 01 |
| Tundra | Oxford Jean | RD9 06 |
| Tundra | Sand | RD9 03 |
| Tundra | Whale | RD9 04 |
| | | |
| Tundra Blackout | Dark Gray | RB8 05 |
| Tundra Blackout | Ivory | RB8 02 |
| Tundra Blackout | Oxford Jean | RB8 06 |
| Tundra Blackout | Sand | RB8 03 |
| Tundra Blackout | Whale | RB8 04 |
| Tundra Blackout | White | RB8 01 |
| | | |
| Uptown | Sterling | R7902 |
| | | |
| Uptown | Sterling Room Darkening | R7901 |
| | | |
| World Textures 1 | Cyprus Coast | R4802 |
| World Textures 1 | Medina Mirage | R4803 |
| World Textures 1 | Medina Vision | R4806 |
| | | |
| World Textures 1 Blackout | Cypress Formal | R5001 |
| | | |
| World Textures 2 | Oslo Blend | R4902 |
| | | |
| World Textures 2 Blackout | Oslo Terrain | R5004 |

COLOR CHART

(12 business day lead-time)

| Decorative (Light Filtering) | | |
|------------------------------|--------------|------------|
| Material Name | Color Name | Color # |
| Sheerweave 7250R | Blazer | P7250R RL7 |
| Sheerweave 7250R | Chiffon | P7250R RL4 |
| Sheerweave 7250R | Chrome | P7250R RL5 |
| Sheerweave 7250R | Earl Grey | P7250R RL6 |
| Sheerweave 7250R | Oyster | P7250R RL2 |
| Sheerweave 7250R | Raven | P7250R RL8 |
| Sheerweave 7250R | Sail | P7250R RL3 |
| Sheerweave 7250R | Swan | P7250R RL1 |
| | | |
| Sheerweave 7450 | Cotton | P7450 U80 |
| Sheerweave 7450 | Flint | P7450 U87 |
| Sheerweave 7450 | Parchment | P7450 U81 |
| Sheerweave 7450 | Pebble | P7450 U83 |
| Sheerweave 7450 | Seagrass | P7450 U84 |
| Sheerweave 7450 | Sesame | P7450 U82 |
| Sheerweave 7450 | Shale | P7450 U85 |
| Sheerweave 7450 | Spice | P7450 U86 |
| | | |
| Sheerweave 7650 | Bright White | P7650 U90 |
| Sheerweave 7650 | Coal | P7650 U97 |
| Sheerweave 7650 | Coffee | P7650 U96 |
| Sheerweave 7650 | Dove Grey | P7650 U93 |
| Sheerweave 7650 | Ivory | P7650 U99 |
| Sheerweave 7650 | Khaki | P7650 U92 |
| Sheerweave 7650 | Shell | P7650 U91 |
| Sheerweave 7650 | Taupe | P7650 U94 |
| Sheerweave 7650 | Thunder | P7650 U95 |
| | | |
| Sheerweave 7750R | Chalk | P7750R TL4 |
| Sheerweave 7750R | Concrete | P7750R TL3 |
| Sheerweave 7750R | Crystal | P7750R TL1 |
| Sheerweave 7750R | Graphite | P7750R TL5 |
| Sheerweave 7750R | Onyx | P7750R TL7 |
| Sheerweave 7750R | Pewter | P7750R TL6 |
| Sheerweave 7750R | Sand | P7750R TL2 |

| Blackout | | |
|---------------------|------------|------------|
| Material Name | Color Name | Color # |
| Sunscreen (SW) 7000 | Canvas | R11 U67 |
| Sunscreen (SW) 7000 | Canyon | R11 V41 |
| Sunscreen (SW) 7000 | Cocoa | R11 U69 |
| Sunscreen (SW) 7000 | Wheat | R11 Q57 |
| | | |
| Sheerweave 7200R | Blazer | P7200R RB7 |
| Sheerweave 7200R | Chiffon | P7200R RB4 |
| Sheerweave 7200R | Chrome | P7200R RB5 |
| Sheerweave 7200R | Earl Grey | P7200R RB6 |
| Sheerweave 7200R | Oyster | P7200R RB2 |
| Sheerweave 7200R | Raven | P7200R RB8 |
| Sheerweave 7200R | Sail | P7200R RB3 |
| Sheerweave 7200R | Swan | P7200R RB1 |
| | | |
| Sheerweave 7400 | Cotton | P7400 U80 |
| Sheerweave 7400 | Flint | P7400 U87 |
| Sheerweave 7400 | Parchment | P7400 U81 |
| Sheerweave 7400 | Pebble | P7400 U83 |
| Sheerweave 7400 | Seagrass | P7400 U84 |
| Sheerweave 7400 | Sesame | P7400 U82 |
| Sheerweave 7400 | Shale | P7400 U85 |
| Sheerweave 7400 | Spice | P7400 U86 |
| | | |
| Sheerweave 7500 | Cloud | P7500 R39 |
| Sheerweave 7500 | Dune | P7500 R17 |
| Sheerweave 7500 | Ice | P7500 R13 |
| Sheerweave 7500 | Limestone | P7500 R41 |
| Sheerweave 7500 | Midnight | P7500 R22 |
| Sheerweave 7500 | Midnightx2 | P7500 R99 |
| Sheerweave 7500 | Mist | P7500 R97 |
| Sheerweave 7500 | Nimbus | P7500 R42 |
| Sheerweave 7500 | Odyssey | P7500 R20 |
| Sheerweave 7500 | Orient | P7500 R21 |
| Sheerweave 7500 | Orientx2 | P7500 S97 |
| Sheerweave 7500 | Porcelain | P7500 R40 |
| Sheerweave 7500 | Stone | P7500 R19 |
| Sheerweave 7500 | Tundra | P7500 R43 |

| Blackout | | |
|------------------|--------------|------------|
| Material Name | Color Name | Color # |
| Sheerweave 7500R | Cloud | P7500R R45 |
| Sheerweave 7500R | Dune | P7500R R51 |
| Sheerweave 7500R | Ice | P7500R R44 |
| Sheerweave 7500R | Limestone | P7500R R47 |
| Sheerweave 7500R | Midnight | P7500R R55 |
| Sheerweave 7500R | Mist | P7500R R48 |
| Sheerweave 7500R | Nimbus | P7500R R49 |
| Sheerweave 7500R | Odyssey | P7500R R53 |
| Sheerweave 7500R | Orient | P7500R R54 |
| Sheerweave 7500R | Porcelain | P7500R R46 |
| Sheerweave 7500R | Stone | P7500R R52 |
| Sheerweave 7500R | Tundra | P7500R R50 |
| | | |
| Sheerweave 7600 | Bright White | P7600 U90 |
| Sheerweave 7600 | Coal | P7600 U97 |
| Sheerweave 7600 | Coffee | P7600 U96 |
| Sheerweave 7600 | Dove Grey | P7600 U93 |
| Sheerweave 7600 | Ivory | P7600 U99 |
| Sheerweave 7600 | Khaki | P7600 U92 |
| Sheerweave 7600 | Shell | P7600 U91 |
| Sheerweave 7600 | Taupe | P7600 U94 |
| Sheerweave 7600 | Thunder | P7600 U95 |
| | | |
| Sheerweave 7700R | Chalk | P7700R TB4 |
| Sheerweave 7700R | Concrete | P7700R TB3 |
| Sheerweave 7700R | Crystal | P7700R TB1 |
| Sheerweave 7700R | Graphite | P7700R TB5 |
| Sheerweave 7700R | Onyx | P7700R TB7 |
| Sheerweave 7700R | Pewter | P7700R TB6 |
| Sheerweave 7700R | Sand | P7700R TB2 |

COLOR CHART

(12 business day lead-time)


| Screen | | |
|--------------------|------------------|-----------|
| Material Name | Color Name | Color # |
| 1% Sheerweave 2500 | Beige | R01 Q20 |
| 1% Sheerweave 2500 | Beige/Pearl Gray | R01 Q21 |
| 1% Sheerweave 2500 | Charcoal/Gray | R01 V22 |
| 1% Sheerweave 2500 | Pearl Gray | R01 V20 |
| | | |
| 1% Sheerweave 2701 | Charcoal | RS21 V21 |
| 1% Sheerweave 2701 | Charcoal/Brown | RS21 V66 |
| 1% Sheerweave 2701 | Charcoal/Gray | RS21 V22 |
| 1% Sheerweave 2701 | Charcoal/Slate | RS21 V64 |
| 1% Sheerweave 2701 | Charcoal/Taupe | RS21 V65 |
| | | |
| 1% Sheerweave 4901 | Birch | P4901 Q25 |
| 1% Sheerweave 4901 | Chalk | P4901 P06 |
| 1% Sheerweave 4901 | Chalk/Black | P4901 P25 |
| 1% Sheerweave 4901 | Chalk/Wheat | P4901 P26 |
| 1% Sheerweave 4901 | Cobblestone | P4901 Q26 |
| 1% Sheerweave 4901 | Ebony | P4901 V10 |
| 1% Sheerweave 4901 | Flaxen | P4901 Q22 |
| 1% Sheerweave 4901 | Kettal Grey | P4901 Q07 |
| 1% Sheerweave 4901 | Pewter/Chalk | P4901 V03 |
| 1% Sheerweave 4901 | Slate | P4901 V28 |
| 1% Sheerweave 4901 | Soft Grey | P4901 Q27 |
| 1% Sheerweave 4901 | Tobacco | P4901 Q16 |
| 1% Sheerweave 4901 | Whitesands | P4901 Q23 |
| | | |
| 1% Sheerweave 5000 | Jute/Latte | P5001 R87 |
| 1% Sheerweave 5000 | Jute/Parchment | P5001 R85 |
| | | |
| 3% Sheerweave 2410 | Beige | R06 Q20 |
| 3% Sheerweave 2410 | Beige/Pearl Gray | R06 Q21 |
| 3% Sheerweave 2410 | Charcoal/Gray | R06 V22 |
| 3% Sheerweave 2410 | Pearl Gray | R06 V20 |
| | | |
| 3% Sheerweave 2703 | Charcoal | P2703 V21 |
| 3% Sheerweave 2703 | Charcoal/Brown | P2703 V66 |
| 3% Sheerweave 2703 | Charcoal/Gray | P2703 V22 |
| 3% Sheerweave 2703 | Charcoal/Slate | P2703 V64 |
| 3% Sheerweave 2703 | Charcoal/Taupe | P2703 V65 |
| | | |
| 3% Sheerweave 4400 | Ash | RS2 U64 |
| 3% Sheerweave 4400 | Ebony | RS2 U65 |
| 3% Sheerweave 4400 | Granite | RS2 U62 |
| 3% Sheerweave 4400 | Pebblestone | RS2 U60 |
| 3% Sheerweave 4400 | Tobacco | RS2 U66 |
| | | |
| 3% Sheerweave 4600 | Cappuccino | P4600 V95 |
| 3% Sheerweave 4600 | Chalk | P4600 P06 |
| 3% Sheerweave 4600 | Dark Bronze | P4600 V96 |
| 3% Sheerweave 4600 | Ebony | P4600 V10 |
| 3% Sheerweave 4600 | Ecru | P4600 Q59 |
| 3% Sheerweave 4600 | Golden Sand | P4600 Q60 |
| 3% Sheerweave 4600 | Granite | P4600 P10 |
| 3% Sheerweave 4600 | Linen | P4600 U32 |
| 3% Sheerweave 4600 | Pewter | P4600 V07 |
| 3% Sheerweave 4600 | Sandstone | P4600 V44 |

| Screen | | |
|--------------------|----------------------|-----------|
| Material Name | Color Name | Color # |
| 3% Sheerweave 4903 | Birch | P4903 Q25 |
| 3% Sheerweave 4903 | Chalk | P4903 P06 |
| 3% Sheerweave 4903 | Chalk/Black | P4903 P25 |
| 3% Sheerweave 4903 | Chalk/Wheat | P4903 P26 |
| 3% Sheerweave 4903 | Cobblestone | P4903 Q26 |
| 3% Sheerweave 4903 | Ebony | P4903 V10 |
| 3% Sheerweave 4903 | Flaxen | P4903 Q22 |
| 3% Sheerweave 4903 | Kettal Grey | P4903 Q07 |
| 3% Sheerweave 4903 | Pewter/Chalk | P4903 V03 |
| 3% Sheerweave 4903 | Slate | P4903 V28 |
| 3% Sheerweave 4903 | Soft Grey | P4903 Q27 |
| 3% Sheerweave 4903 | Tobacco | P4903 Q16 |
| 3% Sheerweave 4903 | Whitesands | P4903 Q23 |
| | | |
| 3% Sheerweave 5000 | Chenille/Marshmallow | R07 R89 |
| 3% Sheerweave 5000 | Chenille/Pearl | R07 R90 |
| 3% Sheerweave 5000 | Linen/Burlap | R07 U11 |
| 3% Sheerweave 5000 | Linen/Cranberry | R07 R11 |
| 3% Sheerweave 5000 | Linen/Topaz | R07 U10 |
| 3% Sheerweave 5000 | Wicker/Straw | R07 R93 |
| | | |
| 5% Sheerweave 2000 | Bone | P2000 Q05 |
| 5% Sheerweave 2000 | Bone/Platinum | P2000 Q06 |
| 5% Sheerweave 2000 | Bronze | P2000 Q10 |
| 5% Sheerweave 2000 | Charcoal | P2000 V21 |
| 5% Sheerweave 2000 | Charcoal/Chestnut | P2000 V24 |
| 5% Sheerweave 2000 | Charcoal/Gray | P2000 V22 |
| 5% Sheerweave 2000 | Platinum | P2000 V04 |
| 5% Sheerweave 2000 | White | P2000 P02 |
| 5% Sheerweave 2000 | White/Bone | P2000 P04 |
| 5% Sheerweave 2000 | White/Platinum | P2000 P05 |
| | | |
| 5% Sheerweave 2390 | Beige | RS1 Q20 |
| 5% Sheerweave 2390 | Beige/Pearl Gray | RS1 Q21 |
| 5% Sheerweave 2390 | Pearl Gray | RS1 V20 |
| | | |
| 5% Sheerweave 2705 | Charcoal | P2705 V21 |
| 5% Sheerweave 2705 | Charcoal/Brown | P2705 V66 |
| 5% Sheerweave 2705 | Charcoal/Gray | P2705 V22 |
| 5% Sheerweave 2705 | Charcoal/Slate | P2705 V64 |
| 5% Sheerweave 2705 | Charcoal/Taupe | P2705 V65 |
| 5% Sheerweave 2705 | Oyster | P2705 P12 |
| 5% Sheerweave 2705 | Oyster/Beige | P2705 P13 |
| 5% Sheerweave 2705 | Oyster/Charcoal | P2705 P28 |
| 5% Sheerweave 2705 | Oyster/Chestnut | P2705 P92 |
| 5% Sheerweave 2705 | Oyster/Pearl Gray | P2705 P14 |
| 5% Sheerweave 2705 | Oyster/Pewter | P2705 P91 |
| | | |
| 5% Sheerweave 4000 | Ash | R09 U64 |
| 5% Sheerweave 4000 | Ebony | R09 U65 |
| 5% Sheerweave 4000 | Pebblestone | R09 U60 |
| 5% Sheerweave 4000 | Pewter | R09 U63 |
| 5% Sheerweave 4000 | Tobacco | R09 U66 |


| Screen | | |
|---------------------|-----------------------|-----------|
| Material Name | Color Name | Color # |
| 5% Sheerweave 4500 | Cappuccino | P4500 V95 |
| 5% Sheerweave 4500 | Chalk | P4500 P06 |
| 5% Sheerweave 4500 | Dark Bronze | P4500 V96 |
| 5% Sheerweave 4500 | Ebony | P4500 V10 |
| 5% Sheerweave 4500 | Ecru | P4500 Q59 |
| 5% Sheerweave 4500 | Golden Sand | P4500 Q60 |
| 5% Sheerweave 4500 | Granite | P4500 P10 |
| 5% Sheerweave 4500 | Linen | P4500 U32 |
| 5% Sheerweave 4500 | Pewter | P4500 V07 |
| 5% Sheerweave 4500 | Sandstone | P4500 V44 |
| | | |
| 5% Sheerweave 5000 | Aura/Poetry | R10 S84 |
| 5% Sheerweave 5000 | Coffee | R10 S82 |
| 5% Sheerweave 5000 | Contour/Smudge | R10 S77 |
| 5% Sheerweave 5000 | Marble/Sand | R10 Q43 |
| 5% Sheerweave 5000 | Wicker/Mushroom | R10 Q51 |
| | | |
| 7% Sheerweave 5000 | Twine/Jewel | R34 S73 |
| | | |
| 10% Sheerweave 2360 | Beige | P2360 Q20 |
| 10% Sheerweave 2360 | Beige/Pearl Gray | P2360 Q21 |
| 10% Sheerweave 2360 | Charcoal | P2360 V21 |
| 10% Sheerweave 2360 | Charcoal/Alpaca | P2360 V32 |
| 10% Sheerweave 2360 | Charcoal/Chestnut | P2360 V24 |
| 10% Sheerweave 2360 | Charcoal/Gray | P2360 V22 |
| 10% Sheerweave 2360 | Oyster | P2360 P12 |
| 10% Sheerweave 2360 | Oyster/Beige | P2360 P13 |
| 10% Sheerweave 2360 | Oyster/Pearl Gray | P2360 P14 |
| 10% Sheerweave 2360 | Pearl Gray | P2360 V20 |
| | | |
| 10% Sheerweave 4100 | Alabaster | P4100 U59 |
| 10% Sheerweave 4100 | Ash | P4100 U64 |
| 10% Sheerweave 4100 | Chalk | P4100 U58 |
| 10% Sheerweave 4100 | Ebony | P4100 U65 |
| 10% Sheerweave 4100 | Granite | P4100 U62 |
| 10% Sheerweave 4100 | Greystone | P4100 U61 |
| 10% Sheerweave 4100 | Pebblestone | P4100 U60 |
| 10% Sheerweave 4100 | Pewter | P4100 U63 |
| 10% Sheerweave 4100 | Tobacco | P4100 U66 |
| | | |
| 10% Sheerweave 5000 | Crepe/Toasted Coconut | R26 U16 |
| 10% Sheerweave 5000 | Seaglass/Chardonnay | R26 U28 |
| 10% Sheerweave 5000 | Seaglass/Crystal | R26 U29 |
| 10% Sheerweave 5000 | Seaglass/Silver | R26 U24 |

Price Chart 1


• Blackout Solid (72")

2 PANEL min width = 21" 


| WIDTH TO: | 36" | 48" | 60" | 72" | 84" | 89" |
|-------------------|-------|-----|-----|-----|-----|-----|
| HEIGHT TO: | | | | | | |
| 36" | \$208 | 234 | 260 | 304 | 330 | 342 |
| 48" | 223 | 250 | 280 | 327 | 352 | 367 |
| 60" | 237 | 268 | 299 | 352 | 382 | 394 |
| 72" | 252 | 285 | 323 | 377 | 411 | 423 |
| 84" | 260 | 293 | 331 | 385 | 424 | 436 |
| 96" | 266 | 301 | 340 | 401 | 442 | 453 |
| 108" | 273 | 315 | 355 | 410 | 453 | 467 |
| 120" | 280 | 320 | 364 | 427 | 469 | 484 |
| 132" | 286 | 330 | 374 | 440 | 480 | 503 |
| 144" | 294 | 338 | 389 | 452 | 493 | 517 |
| Track | 161 | 179 | 198 | 226 | 243 | 252 |

3 PANEL min width = 30" 

| WIDTH TO: | 36" | 48" | 60" | 72" | 84" | 96" | 108" | 120" | 132" |
|-------------------|-------|-----|-----|-----|-----|-----|------|------|------|
| HEIGHT TO: | | | | | | | | | |
| 36" | \$238 | 264 | 293 | 335 | 369 | 394 | 424 | 467 | 494 |
| 48" | 252 | 280 | 312 | 361 | 392 | 426 | 452 | 501 | 536 |
| 60" | 268 | 302 | 334 | 385 | 423 | 453 | 489 | 540 | 570 |
| 72" | 285 | 318 | 357 | 412 | 452 | 483 | 521 | 579 | 615 |
| 84" | 293 | 332 | 368 | 424 | 464 | 504 | 539 | 599 | 638 |
| 96" | 300 | 340 | 377 | 442 | 483 | 521 | 560 | 616 | 656 |
| 108" | 306 | 350 | 392 | 455 | 496 | 536 | 577 | 638 | 682 |
| 120" | 317 | 360 | 402 | 468 | 514 | 557 | 592 | 658 | 705 |
| 132" | 323 | 369 | 413 | 478 | 527 | 574 | 620 | 674 | 723 |
| 144" | 331 | 378 | 424 | 489 | 540 | 589 | 638 | 702 | 754 |
| Track | 185 | 203 | 220 | 252 | 276 | 293 | 309 | 342 | 360 |

4 PANEL min width = 39" 

| WIDTH TO: | 48" | 60" | 72" | 84" | 96" | 108" | 120" | 132" | 144" | 156" | 168" | 175" |
|-------------------|-------|-----|-----|-----|-----|------|------|------|------|------|------|------|
| HEIGHT TO: | | | | | | | | | | | | |
| 36" | \$300 | 326 | 374 | 402 | 435 | 461 | 515 | 541 | 576 | 618 | 648 | 663 |
| 48" | 315 | 348 | 399 | 434 | 466 | 494 | 550 | 585 | 613 | 668 | 701 | 719 |
| 60" | 335 | 372 | 427 | 462 | 498 | 532 | 587 | 625 | 655 | 714 | 752 | 771 |
| 72" | 360 | 398 | 453 | 494 | 528 | 570 | 632 | 672 | 706 | 768 | 808 | 829 |
| 84" | 372 | 410 | 465 | 510 | 545 | 587 | 655 | 697 | 731 | 799 | 832 | 855 |
| 96" | 382 | 420 | 484 | 524 | 568 | 614 | 673 | 717 | 754 | 822 | 858 | 882 |
| 108" | 389 | 435 | 494 | 538 | 583 | 623 | 698 | 733 | 782 | 841 | 892 | 917 |
| 120" | 399 | 446 | 508 | 559 | 598 | 642 | 710 | 757 | 808 | 871 | 925 | 952 |
| 132" | 411 | 454 | 524 | 571 | 617 | 670 | 742 | 779 | 831 | 895 | 952 | 980 |
| 144" | 421 | 469 | 540 | 589 | 635 | 683 | 758 | 811 | 851 | 918 | 980 | 1010 |
| Track | \$229 | 249 | 284 | 304 | 326 | 345 | 384 | 402 | 420 | 454 | 474 | 486 |

PANEL ONLY min width = 12" max width = 46" 

| WIDTH TO: | 12" | 24" | 30" | 36" | 46" |
|-------------------|------|-----|-----|-----|-----|
| HEIGHT TO: | | | | | |
| 36" | \$61 | 75 | 86 | 96 | 109 |
| 48" | 67 | 82 | 95 | 108 | 123 |
| 60" | 73 | 91 | 106 | 120 | 135 |
| 72" | 79 | 101 | 117 | 132 | 152 |
| 84" | 81 | 105 | 123 | 138 | 159 |
| 96" | 83 | 109 | 127 | 145 | 167 |
| 108" | 86 | 113 | 131 | 149 | 174 |
| 120" | 87 | 115 | 135 | 156 | 181 |
| 132" | 89 | 119 | 140 | 160 | 189 |
| 144" | 92 | 124 | 145 | 166 | 195 |

5 - 10 PANEL 5 Panel min width = 48" 6 Panel min width = 57"
8 Panel min width = 75" 10 Panel min width = 93"

| WIDTH TO: | 72" | 84" | 96" | 108" | 120" | 132" | 144" | 156" | 168" | 180" | 192" | 204" | 216" | 228" | 240" | 252" | 261" |
|-------------------|-------|-----|-----|------|------|------|------|------|------|------|------|------|------|------|------|------|------|
| HEIGHT TO: | | | | | | | | | | | | | | | | | |
| 36" | \$408 | 440 | 473 | 504 | 549 | 582 | 624 | 670 | 702 | 737 | 773 | 819 | 846 | 881 | 935 | 963 | 988 |
| 48" | 434 | 469 | 504 | 537 | 587 | 623 | 670 | 718 | 753 | 790 | 821 | 877 | 904 | 941 | 989 | 1030 | 1055 |
| 60" | 462 | 496 | 534 | 570 | 629 | 668 | 710 | 771 | 808 | 847 | 881 | 942 | 971 | 1010 | 1063 | 1104 | 1132 |
| 72" | 488 | 531 | 570 | 611 | 676 | 717 | 765 | 821 | 860 | 904 | 948 | 1001 | 1045 | 1083 | 1141 | 1185 | 1216 |
| 84" | 503 | 545 | 589 | 632 | 694 | 737 | 787 | 846 | 888 | 931 | 977 | 1032 | 1077 | 1126 | 1173 | 1216 | 1250 |
| 96" | 518 | 560 | 606 | 652 | 714 | 759 | 812 | 866 | 917 | 964 | 998 | 1068 | 1111 | 1162 | 1213 | 1255 | 1290 |
| 108" | 531 | 575 | 625 | 674 | 731 | 780 | 833 | 889 | 942 | 990 | 1038 | 1096 | 1142 | 1188 | 1260 | 1302 | 1340 |
| 120" | 544 | 589 | 635 | 686 | 756 | 807 | 851 | 924 | 967 | 1013 | 1064 | 1138 | 1184 | 1230 | 1287 | 1348 | 1389 |
| 132" | 556 | 604 | 655 | 705 | 779 | 831 | 878 | 940 | 995 | 1045 | 1097 | 1158 | 1220 | 1264 | 1325 | 1387 | 1431 |
| 144" | 571 | 625 | 676 | 731 | 799 | 852 | 901 | 967 | 1026 | 1075 | 1128 | 1189 | 1254 | 1297 | 1361 | 1423 | 1469 |
| Track | \$319 | 344 | 365 | 388 | 427 | 452 | 477 | 511 | 534 | 560 | 580 | 621 | 640 | 670 | 708 | 728 | 748 |

Fabric Valance

| WIDTH TO: | 24" | 30" | 36" | 48" | 60" | 72" | 84" | 96" | 108" | 120" | 132" | 144" |
|----------------------------|------|-----|-----|-----|-----|-----|-----|-----|------|------|------|------|
| IB Fabric Valance 4" & 6" | \$83 | 89 | 98 | 109 | 121 | 141 | 161 | 185 | 205 | 225 | 245 | 265 |
| IB Fabric Valance 8" & 12" | 91 | 101 | 109 | 143 | 162 | 177 | 201 | 226 | 248 | 274 | 297 | 323 |
| OB Fabric Valance 4" & 6" | 175 | 190 | 207 | 228 | 248 | 265 | 297 | 329 | 353 | 387 | 428 | 461 |
| OB Fabric Valance 8" & 12" | 199 | 213 | 231 | 260 | 289 | 306 | 340 | 379 | 413 | 452 | 493 | 536 |

Deluxe Valance

| WIDTH TO: | 24" | 30" | 36" | 48" | 60" | 72" | 84" | 96" | 108" | 120" | 132" | 144" |
|--------------|------|-----|-----|-----|-----|-----|-----|-----|------|------|------|------|
| Fabric Inset | \$29 | 32 | 35 | 41 | 48 | 51 | 53 | 59 | 64 | 65 | 71 | 76 |

// Shades Panel Track

NOTE: Panel Tracks over 144" wide are spliced together at installation.



- 7% Global Screen (118")
- Cararra (110")
- Hayworth (98")
- Scala Blackout (110")
- Sorrento (108")
- Sheerweave 7500R (118")
- Tundra (94")
- Tundra Blackout (94")

Price Chart 2

2 PANEL min width = 21"

| WIDTH TO: | 36" | 48" | 60" | 72" | 84" | 89" |
|------------|-------|-----|-----|-----|-----|-----|
| HEIGHT TO: | | | | | | |
| 36" | \$214 | 243 | 275 | 322 | 353 | 365 |
| 48" | 235 | 267 | 298 | 352 | 382 | 398 |
| 60" | 253 | 287 | 324 | 380 | 420 | 432 |
| 72" | 271 | 310 | 353 | 414 | 452 | 471 |
| 84" | 281 | 327 | 369 | 436 | 481 | 493 |
| 96" | 293 | 340 | 390 | 452 | 501 | 520 |
| 108" | 303 | 353 | 406 | 473 | 519 | 540 |
| 120" | 315 | 368 | 417 | 488 | 549 | 570 |
| 132" | 324 | 377 | 435 | 511 | 567 | 590 |
| 144" | 332 | 392 | 451 | 534 | 594 | 610 |
| Track | 159 | 177 | 195 | 225 | 241 | 250 |

3 PANEL min width = 30"

| WIDTH TO: | 36" | 48" | 60" | 72" | 84" | 96" | 108" | 120" | 132" |
|------------|-------|-----|-----|-----|-----|-----|------|------|------|
| HEIGHT TO: | | | | | | | | | |
| 36" | \$246 | 277 | 306 | 352 | 389 | 421 | 446 | 498 | 529 |
| 48" | 264 | 298 | 330 | 386 | 424 | 455 | 489 | 543 | 580 |
| 60" | 283 | 323 | 358 | 418 | 459 | 498 | 536 | 594 | 628 |
| 72" | 305 | 348 | 391 | 452 | 494 | 542 | 583 | 644 | 684 |
| 84" | 318 | 365 | 409 | 471 | 525 | 562 | 607 | 675 | 721 |
| 96" | 330 | 378 | 423 | 490 | 545 | 590 | 638 | 707 | 754 |
| 108" | 340 | 388 | 440 | 514 | 567 | 617 | 670 | 745 | 797 |
| 120" | 352 | 404 | 461 | 536 | 590 | 641 | 697 | 770 | 824 |
| 132" | 363 | 423 | 481 | 554 | 613 | 674 | 733 | 804 | 863 |
| 144" | 376 | 434 | 493 | 578 | 642 | 693 | 756 | 837 | 900 |
| Track | 183 | 201 | 218 | 251 | 273 | 290 | 306 | 339 | 357 |

4 PANEL min width = 39"

| WIDTH TO: | 48" | 60" | 72" | 84" | 96" | 108" | 120" | 132" | 144" | 156" | 168" | 175" |
|------------|-------|-----|-----|-----|-----|------|------|------|------|------|------|------|
| HEIGHT TO: | | | | | | | | | | | | |
| 36" | \$309 | 343 | 393 | 422 | 460 | 494 | 544 | 579 | 607 | 659 | 692 | 717 |
| 48" | 335 | 371 | 422 | 462 | 497 | 536 | 597 | 625 | 665 | 723 | 760 | 778 |
| 60" | 362 | 401 | 457 | 503 | 537 | 578 | 646 | 688 | 721 | 785 | 824 | 855 |
| 72" | 390 | 437 | 496 | 542 | 582 | 628 | 704 | 748 | 786 | 853 | 896 | 930 |
| 84" | 403 | 455 | 516 | 567 | 608 | 658 | 741 | 778 | 829 | 890 | 938 | 973 |
| 96" | 420 | 468 | 536 | 590 | 640 | 685 | 764 | 813 | 866 | 930 | 994 | 1019 |
| 108" | 435 | 483 | 556 | 615 | 670 | 720 | 795 | 846 | 900 | 981 | 1036 | 1063 |
| 120" | 446 | 504 | 579 | 641 | 698 | 756 | 835 | 889 | 947 | 1017 | 1075 | 1105 |
| 132" | 461 | 521 | 600 | 666 | 723 | 777 | 859 | 915 | 975 | 1065 | 1126 | 1157 |
| 144" | 480 | 536 | 618 | 687 | 744 | 808 | 896 | 955 | 1019 | 1095 | 1160 | 1192 |
| Track | \$227 | 247 | 281 | 302 | 323 | 343 | 380 | 399 | 417 | 450 | 469 | 482 |

PANEL ONLY min width = 12" max width = 46"

| WIDTH TO: | 12" | 24" | 30" | 36" | 46" |
|------------|------|-----|-----|-----|-----|
| HEIGHT TO: | | | | | |
| 36" | \$64 | 79 | 92 | 104 | 118 |
| 48" | 70 | 90 | 103 | 118 | 137 |
| 60" | 77 | 101 | 117 | 134 | 155 |
| 72" | 87 | 114 | 133 | 152 | 177 |
| 84" | 89 | 120 | 141 | 161 | 188 |
| 96" | 92 | 126 | 148 | 168 | 199 |
| 108" | 95 | 133 | 157 | 179 | 210 |
| 120" | 97 | 137 | 161 | 188 | 223 |
| 132" | 100 | 144 | 169 | 196 | 234 |
| 144" | 103 | 148 | 178 | 206 | 243 |

5 - 10 PANEL

5 Panel min width = 48" 6 Panel min width = 57"
 8 Panel min width = 75" 10 Panel min width = 93"

| WIDTH TO: | 72" | 84" | 96" | 108" | 120" | 132" | 144" | 156" | 168" | 180" | 192" | 204" | 216" | 228" | 240" | 252" | 261" |
|------------|-------|-----|-----|------|------|------|------|------|------|------|------|------|------|------|------|------|------|
| HEIGHT TO: | | | | | | | | | | | | | | | | | |
| 36" | \$427 | 463 | 497 | 534 | 586 | 617 | 653 | 707 | 749 | 779 | 818 | 866 | 904 | 943 | 990 | 1019 | 1044 |
| 48" | 457 | 501 | 533 | 574 | 628 | 666 | 716 | 768 | 814 | 845 | 887 | 948 | 980 | 1020 | 1072 | 1114 | 1142 |
| 60" | 495 | 539 | 577 | 626 | 680 | 724 | 778 | 835 | 875 | 916 | 963 | 1030 | 1065 | 1108 | 1164 | 1211 | 1241 |
| 72" | 536 | 576 | 625 | 671 | 741 | 787 | 837 | 900 | 951 | 1000 | 1049 | 1109 | 1158 | 1205 | 1267 | 1318 | 1351 |
| 84" | 553 | 603 | 655 | 705 | 771 | 821 | 874 | 951 | 997 | 1045 | 1098 | 1159 | 1209 | 1272 | 1339 | 1375 | 1411 |
| 96" | 575 | 628 | 682 | 736 | 796 | 858 | 914 | 986 | 1045 | 1097 | 1151 | 1217 | 1269 | 1315 | 1387 | 1440 | 1478 |
| 108" | 591 | 646 | 706 | 764 | 830 | 896 | 954 | 1028 | 1076 | 1130 | 1186 | 1269 | 1324 | 1386 | 1463 | 1496 | 1538 |
| 120" | 615 | 674 | 726 | 790 | 860 | 929 | 992 | 1071 | 1119 | 1176 | 1234 | 1319 | 1375 | 1438 | 1519 | 1575 | 1619 |
| 132" | 640 | 700 | 754 | 826 | 899 | 957 | 1024 | 1107 | 1172 | 1232 | 1293 | 1365 | 1441 | 1482 | 1569 | 1624 | 1671 |
| 144" | 658 | 724 | 787 | 846 | 925 | 1000 | 1069 | 1142 | 1209 | 1272 | 1334 | 1426 | 1485 | 1548 | 1641 | 1696 | 1746 |
| Track | \$316 | 342 | 362 | 385 | 422 | 448 | 472 | 507 | 529 | 554 | 575 | 615 | 634 | 663 | 701 | 720 | 741 |

Fabric Valance


| WIDTH TO: | 24" | 30" | 36" | 48" | 60" | 72" | 84" | 96" | 108" | 120" | 132" | 144" |
|----------------------------|------|-----|-----|-----|-----|-----|-----|-----|------|------|------|------|
| IB Fabric Valance 4" & 6" | \$83 | 89 | 98 | 109 | 121 | 141 | 161 | 185 | 205 | 225 | 245 | 265 |
| IB Fabric Valance 8" & 12" | 91 | 101 | 109 | 143 | 162 | 177 | 201 | 226 | 248 | 274 | 297 | 323 |
| OB Fabric Valance 4" & 6" | 175 | 190 | 207 | 228 | 248 | 265 | 297 | 329 | 353 | 387 | 428 | 461 |
| OB Fabric Valance 8" & 12" | 199 | 213 | 231 | 260 | 289 | 306 | 340 | 379 | 413 | 452 | 493 | 536 |

Deluxe Valance


| WIDTH TO: | 24" | 30" | 36" | 48" | 60" | 72" | 84" | 96" | 108" | 120" | 132" | 144" |
|--------------|------|-----|-----|-----|-----|-----|-----|-----|------|------|------|------|
| Fabric Inset | \$29 | 32 | 35 | 41 | 48 | 51 | 53 | 59 | 64 | 65 | 71 | 76 |

- 1% Toka (118")
- 3% E Screen (122")
- 5% Sheerweave 2703 (126")
- 5% E Screen (122")
- 5% Sheerweave 2390 (126")
- 5% Sheerweave 4000 (126")
- 10% E Screen (122")
- 10% Sheerweave 2360 (126")
- 10% Sheerweave 4100 (98")
- Linview (122")
- Montero (94")
- Santa Cruz (94")
- Santa Cruz Blackout (94")
- Sheerweave 7250R (118")
- Sheerweave 7500 (118")
- Sheerweave 7750R (118")
- Sheerweave 7700R (118")


Price Chart 3

2 PANEL min width = 21" 


| WIDTH TO: | 36" | 48" | 60" | 72" | 84" | 89" |
|------------|-------|-----|-----|-----|-----|-----|
| HEIGHT TO: | | | | | | |
| 36" | \$226 | 257 | 289 | 336 | 369 | 381 |
| 48" | 246 | 281 | 319 | 371 | 405 | 421 |
| 60" | 267 | 306 | 349 | 411 | 448 | 466 |
| 72" | 289 | 332 | 382 | 448 | 490 | 511 |
| 84" | 304 | 353 | 405 | 478 | 528 | 549 |
| 96" | 315 | 368 | 422 | 497 | 556 | 570 |
| 108" | 329 | 386 | 446 | 519 | 579 | 602 |
| 120" | 342 | 402 | 465 | 549 | 610 | 633 |
| 132" | 355 | 419 | 490 | 576 | 642 | 667 |
| 144" | 369 | 436 | 508 | 600 | 671 | 698 |
| Track | 159 | 177 | 195 | 225 | 241 | 250 |

3 PANEL min width = 30" 

| WIDTH TO: | 36" | 48" | 60" | 72" | 84" | 96" | 108" | 120" | 132" |
|------------|-------|-----|-----|-----|-----|-----|------|------|------|
| HEIGHT TO: | | | | | | | | | |
| 36" | \$256 | 285 | 323 | 372 | 404 | 440 | 471 | 520 | 558 |
| 48" | 277 | 312 | 353 | 409 | 448 | 486 | 524 | 581 | 620 |
| 60" | 302 | 341 | 386 | 448 | 490 | 539 | 573 | 634 | 681 |
| 72" | 327 | 373 | 424 | 491 | 536 | 589 | 633 | 697 | 750 |
| 84" | 340 | 390 | 442 | 517 | 569 | 626 | 674 | 743 | 792 |
| 96" | 352 | 411 | 466 | 537 | 599 | 657 | 710 | 787 | 842 |
| 108" | 368 | 431 | 489 | 570 | 630 | 688 | 743 | 829 | 890 |
| 120" | 385 | 445 | 506 | 596 | 656 | 726 | 786 | 869 | 934 |
| 132" | 398 | 463 | 528 | 614 | 683 | 752 | 827 | 909 | 977 |
| 144" | 414 | 482 | 549 | 642 | 716 | 787 | 855 | 949 | 1022 |
| Track | 183 | 201 | 218 | 251 | 273 | 290 | 306 | 339 | 357 |

4 PANEL min width = 39" 

| WIDTH TO: | 48" | 60" | 72" | 84" | 96" | 108" | 120" | 132" | 144" | 156" | 168" | 175" |
|------------|-------|-----|-----|-----|-----|------|------|------|------|------|------|------|
| HEIGHT TO: | | | | | | | | | | | | |
| 36" | \$321 | 356 | 406 | 443 | 482 | 520 | 575 | 603 | 642 | 698 | 733 | 750 |
| 48" | 348 | 391 | 450 | 490 | 531 | 566 | 630 | 670 | 711 | 763 | 803 | 832 |
| 60" | 378 | 425 | 488 | 536 | 582 | 628 | 692 | 737 | 781 | 850 | 892 | 914 |
| 72" | 416 | 461 | 532 | 586 | 630 | 691 | 753 | 812 | 862 | 925 | 972 | 1007 |
| 84" | 432 | 486 | 565 | 614 | 667 | 724 | 804 | 856 | 911 | 976 | 1040 | 1077 |
| 96" | 455 | 511 | 589 | 648 | 703 | 765 | 841 | 896 | 953 | 1036 | 1090 | 1131 |
| 108" | 470 | 529 | 609 | 674 | 737 | 806 | 888 | 945 | 1004 | 1093 | 1152 | 1195 |
| 120" | 492 | 553 | 637 | 712 | 776 | 833 | 933 | 993 | 1059 | 1135 | 1213 | 1244 |
| 132" | 515 | 579 | 666 | 730 | 806 | 871 | 962 | 1039 | 1107 | 1189 | 1272 | 1305 |
| 144" | 528 | 604 | 695 | 765 | 843 | 919 | 1005 | 1084 | 1156 | 1242 | 1330 | 1365 |
| Track | \$227 | 247 | 281 | 302 | 323 | 343 | 380 | 399 | 417 | 450 | 469 | 482 |

PANEL ONLY min width = 12" max width = 46" 

| WIDTH TO: | 12" | 24" | 30" | 36" | 46" |
|------------|------|-----|-----|-----|-----|
| HEIGHT TO: | | | | | |
| 36" | \$67 | 85 | 97 | 111 | 129 |
| 48" | 73 | 96 | 112 | 129 | 148 |
| 60" | 83 | 110 | 129 | 147 | 172 |
| 72" | 92 | 124 | 146 | 168 | 199 |
| 84" | 95 | 132 | 156 | 180 | 215 |
| 96" | 100 | 141 | 167 | 191 | 226 |
| 108" | 103 | 148 | 176 | 202 | 243 |
| 120" | 108 | 156 | 184 | 213 | 256 |
| 132" | 110 | 163 | 193 | 226 | 271 |
| 144" | 114 | 169 | 204 | 238 | 285 |

5 - 10 PANEL

5 Panel min width = 48" 6 Panel min width = 57"
8 Panel min width = 75" 10 Panel min width = 93"

| WIDTH TO: | 72" | 84" | 96" | 108" | 120" | 132" | 144" | 156" | 168" | 180" | 192" | 204" | 216" | 228" | 240" | 252" | 261" |
|------------|-------|-----|-----|------|------|------|------|------|------|------|------|------|------|------|------|------|------|
| HEIGHT TO: | | | | | | | | | | | | | | | | | |
| 36" | \$443 | 481 | 520 | 556 | 612 | 643 | 688 | 742 | 786 | 823 | 854 | 914 | 946 | 984 | 1047 | 1075 | 1102 |
| 48" | 484 | 525 | 562 | 606 | 664 | 705 | 757 | 812 | 861 | 903 | 948 | 1002 | 1047 | 1091 | 1146 | 1192 | 1223 |
| 60" | 524 | 569 | 617 | 662 | 729 | 774 | 832 | 891 | 946 | 994 | 1042 | 1103 | 1152 | 1201 | 1261 | 1311 | 1345 |
| 72" | 565 | 622 | 669 | 727 | 793 | 843 | 905 | 972 | 1030 | 1080 | 1135 | 1201 | 1255 | 1305 | 1371 | 1427 | 1464 |
| 84" | 591 | 653 | 708 | 765 | 836 | 890 | 958 | 1030 | 1090 | 1145 | 1203 | 1270 | 1328 | 1378 | 1468 | 1508 | 1566 |
| 96" | 624 | 680 | 739 | 797 | 876 | 932 | 1004 | 1081 | 1144 | 1203 | 1263 | 1349 | 1410 | 1463 | 1540 | 1602 | 1643 |
| 108" | 649 | 707 | 774 | 840 | 925 | 983 | 1047 | 1141 | 1195 | 1254 | 1333 | 1410 | 1470 | 1525 | 1608 | 1669 | 1736 |
| 120" | 676 | 747 | 808 | 869 | 959 | 1021 | 1105 | 1190 | 1259 | 1323 | 1388 | 1467 | 1531 | 1603 | 1692 | 1757 | 1804 |
| 132" | 703 | 777 | 838 | 910 | 1004 | 1068 | 1141 | 1248 | 1305 | 1369 | 1439 | 1539 | 1605 | 1678 | 1772 | 1838 | 1888 |
| 144" | 724 | 805 | 879 | 946 | 1050 | 1115 | 1192 | 1287 | 1365 | 1433 | 1504 | 1610 | 1677 | 1753 | 1853 | 1895 | 1975 |
| Track | \$316 | 342 | 362 | 385 | 422 | 448 | 472 | 507 | 529 | 554 | 575 | 615 | 634 | 663 | 701 | 720 | 741 |

Fabric Valance

| WIDTH TO: | 24" | 30" | 36" | 48" | 60" | 72" | 84" | 96" | 108" | 120" | 132" | 144" |
|----------------------------|------|-----|-----|-----|-----|-----|-----|-----|------|------|------|------|
| IB Fabric Valance 4" & 6" | \$83 | 89 | 98 | 109 | 121 | 141 | 161 | 185 | 205 | 225 | 245 | 265 |
| IB Fabric Valance 8" & 12" | 91 | 101 | 109 | 143 | 162 | 177 | 201 | 226 | 248 | 274 | 297 | 323 |
| OB Fabric Valance 4" & 6" | 175 | 190 | 207 | 228 | 248 | 265 | 297 | 329 | 353 | 387 | 428 | 461 |
| OB Fabric Valance 8" & 12" | 199 | 213 | 231 | 260 | 289 | 306 | 340 | 379 | 413 | 452 | 493 | 536 |


Deluxe Valance

| WIDTH TO: | 24" | 30" | 36" | 48" | 60" | 72" | 84" | 96" | 108" | 120" | 132" | 144" |
|--------------|------|-----|-----|-----|-----|-----|-----|-----|------|------|------|------|
| Fabric Inset | \$29 | 32 | 35 | 41 | 48 | 51 | 53 | 59 | 64 | 65 | 71 | 76 |


NOTE: Panel Tracks over 144" wide are spliced together at installation.

- 1% E Screen (122")
- 3% Sheerweave 4903 (98")
- 5% Sheerweave 4500 (126")
- Linview Blackout (94")
- 1% Sheerweave 5000 (98")
- 3% Sheerweave 5000 (98")
- 5% Sheerweave 5000 (98")
- Sheerweave 7200R (118")
- 3% M Screen (122")
- 3% T Screen (98")
- 7% Sheerweave 5000 (98")
- 10% Sheerweave 5000 (98")
- 3% Sheerweave 2410 (126")
- 5% M Screen Deco (98")
- 5% Sheerweave 2000 (126")
- Avila R Blackout (118")
- 3% Sheerweave 2703 (126")
- 5% Sheerweave 2000 (126")
- Avila R Blackout (118")
- 3% Sheerweave 4400 (126")
- 5% Sheerweave 2705 (126")
- Illusion (72")


Price Chart 4

2 PANEL min width = 21" 


| WIDTH TO: | 36" | 48" | 60" | 72" | 84" | 89" |
|------------|-------|-----|-----|-----|-----|-----|
| HEIGHT TO: | | | | | | |
| 36" | \$234 | 268 | 303 | 357 | 394 | 402 |
| 48" | 259 | 300 | 339 | 399 | 440 | 458 |
| 60" | 284 | 330 | 377 | 444 | 489 | 509 |
| 72" | 310 | 361 | 417 | 486 | 536 | 556 |
| 84" | 327 | 385 | 440 | 521 | 576 | 599 |
| 96" | 344 | 402 | 465 | 547 | 604 | 637 |
| 108" | 359 | 423 | 493 | 579 | 639 | 672 |
| 120" | 376 | 450 | 520 | 605 | 681 | 708 |
| 132" | 392 | 468 | 547 | 643 | 717 | 745 |
| 144" | 408 | 487 | 570 | 672 | 752 | 782 |
| Track | 161 | 179 | 198 | 226 | 243 | 252 |

3 PANEL min width = 30" 

| WIDTH TO: | 36" | 48" | 60" | 72" | 84" | 96" | 108" | 120" | 132" |
|------------|-------|-----|-----|-----|-----|-----|------|------|------|
| HEIGHT TO: | | | | | | | | | |
| 36" | \$267 | 301 | 340 | 391 | 431 | 468 | 503 | 552 | 595 |
| 48" | 293 | 332 | 376 | 433 | 480 | 519 | 558 | 616 | 658 |
| 60" | 319 | 367 | 411 | 480 | 534 | 579 | 623 | 691 | 742 |
| 72" | 346 | 402 | 456 | 528 | 585 | 643 | 691 | 762 | 819 |
| 84" | 364 | 425 | 482 | 564 | 620 | 681 | 734 | 810 | 876 |
| 96" | 385 | 447 | 509 | 595 | 653 | 717 | 784 | 870 | 930 |
| 108" | 401 | 469 | 532 | 621 | 696 | 761 | 831 | 915 | 982 |
| 120" | 419 | 490 | 563 | 649 | 725 | 802 | 878 | 960 | 1033 |
| 132" | 436 | 511 | 589 | 688 | 765 | 842 | 922 | 1018 | 1095 |
| 144" | 452 | 532 | 620 | 719 | 801 | 883 | 969 | 1063 | 1145 |
| Track | 185 | 203 | 220 | 252 | 276 | 293 | 309 | 342 | 360 |

4 PANEL min width = 39" 

| WIDTH TO: | 48" | 60" | 72" | 84" | 96" | 108" | 120" | 132" | 144" | 156" | 168" | 175" |
|------------|-------|-----|-----|-----|-----|------|------|------|------|------|------|------|
| HEIGHT TO: | | | | | | | | | | | | |
| 36" | \$337 | 377 | 428 | 471 | 504 | 545 | 609 | 640 | 680 | 740 | 779 | 799 |
| 48" | 372 | 412 | 474 | 521 | 566 | 607 | 678 | 720 | 765 | 823 | 865 | 887 |
| 60" | 408 | 458 | 527 | 578 | 626 | 674 | 753 | 801 | 853 | 914 | 973 | 996 |
| 72" | 443 | 503 | 579 | 631 | 686 | 752 | 821 | 883 | 941 | 1010 | 1073 | 1099 |
| 84" | 469 | 528 | 609 | 670 | 728 | 789 | 876 | 933 | 991 | 1078 | 1133 | 1175 |
| 96" | 490 | 559 | 643 | 707 | 775 | 834 | 930 | 988 | 1053 | 1145 | 1204 | 1248 |
| 108" | 513 | 586 | 672 | 744 | 812 | 890 | 982 | 1044 | 1125 | 1208 | 1272 | 1320 |
| 120" | 536 | 611 | 701 | 784 | 859 | 934 | 1032 | 1097 | 1186 | 1273 | 1340 | 1392 |
| 132" | 561 | 639 | 736 | 815 | 901 | 977 | 1080 | 1164 | 1240 | 1333 | 1423 | 1459 |
| 144" | 584 | 667 | 768 | 857 | 944 | 1032 | 1128 | 1217 | 1297 | 1412 | 1489 | 1545 |
| Track | \$229 | 249 | 284 | 304 | 326 | 345 | 384 | 402 | 420 | 454 | 474 | 486 |

PANEL ONLY min width = 12" max width = 46" 

| WIDTH TO: | 12" | 24" | 30" | 36" | 46" |
|------------|------|-----|-----|-----|-----|
| HEIGHT TO: | | | | | |
| 36" | \$69 | 90 | 106 | 120 | 139 |
| 48" | 77 | 104 | 121 | 138 | 162 |
| 60" | 87 | 120 | 140 | 162 | 191 |
| 72" | 98 | 137 | 161 | 186 | 222 |
| 84" | 101 | 146 | 174 | 201 | 242 |
| 96" | 107 | 156 | 185 | 217 | 259 |
| 108" | 112 | 166 | 198 | 229 | 276 |
| 120" | 116 | 174 | 210 | 243 | 293 |
| 132" | 121 | 183 | 221 | 259 | 313 |
| 144" | 126 | 194 | 233 | 270 | 331 |

5 - 10 PANEL 5 Panel min width = 48" 6 Panel min width = 57"
8 Panel min width = 75" 10 Panel min width = 93"

| WIDTH TO: | 72" | 84" | 96" | 108" | 120" | 132" | 144" | 156" | 168" | 180" | 192" | 204" | 216" | 228" | 240" | 252" | 261" |
|------------|-------|-----|-----|------|------|------|------|------|------|------|------|------|------|------|------|------|------|
| HEIGHT TO: | | | | | | | | | | | | | | | | | |
| 36" | \$466 | 508 | 547 | 583 | 642 | 683 | 725 | 781 | 827 | 868 | 912 | 963 | 1008 | 1046 | 1100 | 1144 | 1172 |
| 48" | 509 | 554 | 600 | 651 | 714 | 758 | 805 | 877 | 919 | 963 | 1011 | 1080 | 1115 | 1174 | 1235 | 1284 | 1317 |
| 60" | 556 | 613 | 663 | 712 | 783 | 843 | 896 | 963 | 1019 | 1072 | 1124 | 1188 | 1241 | 1290 | 1373 | 1413 | 1449 |
| 72" | 616 | 670 | 728 | 782 | 864 | 918 | 988 | 1061 | 1124 | 1179 | 1238 | 1308 | 1366 | 1423 | 1496 | 1555 | 1613 |
| 84" | 645 | 712 | 773 | 832 | 912 | 971 | 1045 | 1121 | 1188 | 1249 | 1311 | 1383 | 1446 | 1523 | 1600 | 1666 | 1708 |
| 96" | 680 | 743 | 805 | 882 | 969 | 1029 | 1095 | 1180 | 1248 | 1326 | 1392 | 1472 | 1537 | 1617 | 1701 | 1767 | 1813 |
| 108" | 708 | 780 | 855 | 928 | 1010 | 1086 | 1158 | 1245 | 1320 | 1401 | 1472 | 1556 | 1625 | 1707 | 1797 | 1869 | 1917 |
| 120" | 736 | 812 | 893 | 974 | 1062 | 1143 | 1219 | 1314 | 1392 | 1477 | 1552 | 1640 | 1712 | 1797 | 1893 | 1967 | 2018 |
| 132" | 775 | 857 | 938 | 1019 | 1110 | 1197 | 1277 | 1376 | 1459 | 1550 | 1627 | 1719 | 1794 | 1881 | 1983 | 2058 | 2113 |
| 144" | 802 | 889 | 982 | 1063 | 1161 | 1252 | 1335 | 1440 | 1526 | 1624 | 1703 | 1800 | 1877 | 1967 | 2075 | 2152 | 2239 |
| Track | \$319 | 344 | 365 | 388 | 427 | 452 | 477 | 511 | 534 | 560 | 580 | 621 | 640 | 670 | 708 | 728 | 748 |

Fabric Valance

| WIDTH TO: | 24" | 30" | 36" | 48" | 60" | 72" | 84" | 96" | 108" | 120" | 132" | 144" |
|----------------------------|------|-----|-----|-----|-----|-----|-----|-----|------|------|------|------|
| IB Fabric Valance 4" & 6" | \$83 | 89 | 98 | 109 | 121 | 141 | 161 | 185 | 205 | 225 | 245 | 265 |
| IB Fabric Valance 8" & 12" | 91 | 101 | 109 | 143 | 162 | 177 | 201 | 226 | 248 | 274 | 297 | 323 |
| OB Fabric Valance 4" & 6" | 175 | 190 | 207 | 228 | 248 | 265 | 297 | 329 | 353 | 387 | 428 | 461 |
| OB Fabric Valance 8" & 12" | 199 | 213 | 231 | 260 | 289 | 306 | 340 | 379 | 413 | 452 | 493 | 536 |

Deluxe Valance

| WIDTH TO: | 24" | 30" | 36" | 48" | 60" | 72" | 84" | 96" | 108" | 120" | 132" | 144" |
|-------------|------|-----|-----|-----|-----|-----|-----|-----|------|------|------|------|
| Fabric Inse | \$29 | 32 | 35 | 41 | 48 | 51 | 53 | 59 | 64 | 65 | 71 | 76 |

NOTE: Panel Tracks over 144" wide are spliced together at installation.



- 1% Sheerweave 2500 (126")
- Baroque (78")
- Brilliance Blackout (118")
- Fiona (78")
- Sheerweave 7400 (118")
- Sheerweave 7600 (118")
- World Textures 1 Blackout (78")

Price Chart 6

2 PANEL min width = 21"

| WIDTH TO: | 36" | 48" | 60" | 72" | 84" | 89" |
|------------|-------|-----|-----|-----|------|------|
| HEIGHT TO: | | | | | | |
| 36" | \$262 | 306 | 352 | 411 | 455 | 470 |
| 48" | 296 | 351 | 398 | 472 | 522 | 546 |
| 60" | 332 | 390 | 457 | 537 | 594 | 621 |
| 72" | 367 | 436 | 515 | 602 | 670 | 700 |
| 84" | 394 | 469 | 554 | 650 | 723 | 756 |
| 96" | 419 | 503 | 595 | 692 | 777 | 820 |
| 108" | 445 | 539 | 635 | 745 | 840 | 883 |
| 120" | 473 | 574 | 672 | 801 | 898 | 935 |
| 132" | 498 | 603 | 711 | 843 | 946 | 995 |
| 144" | 527 | 639 | 762 | 888 | 1007 | 1059 |
| Track | 161 | 179 | 198 | 226 | 243 | 252 |

3 PANEL min width = 30"

| WIDTH TO: | 36" | 48" | 60" | 72" | 84" | 96" | 108" | 120" | 132" |
|------------|-------|-----|-----|-----|------|------|------|------|------|
| HEIGHT TO: | | | | | | | | | |
| 36" | \$295 | 342 | 386 | 444 | 494 | 538 | 583 | 646 | 687 |
| 48" | 331 | 386 | 439 | 511 | 562 | 617 | 674 | 748 | 799 |
| 60" | 369 | 433 | 492 | 571 | 639 | 701 | 772 | 846 | 909 |
| 72" | 409 | 485 | 555 | 644 | 723 | 790 | 859 | 962 | 1034 |
| 84" | 443 | 519 | 595 | 696 | 787 | 861 | 935 | 1038 | 1120 |
| 96" | 463 | 551 | 639 | 749 | 844 | 930 | 1010 | 1113 | 1206 |
| 108" | 491 | 588 | 681 | 800 | 892 | 997 | 1094 | 1200 | 1303 |
| 120" | 527 | 623 | 723 | 852 | 955 | 1057 | 1162 | 1276 | 1390 |
| 132" | 554 | 656 | 770 | 895 | 1018 | 1112 | 1236 | 1352 | 1474 |
| 144" | 578 | 693 | 812 | 944 | 1072 | 1182 | 1314 | 1430 | 1562 |
| Track | 185 | 203 | 220 | 252 | 276 | 293 | 309 | 342 | 360 |

4 PANEL min width = 39"

| WIDTH TO: | 48" | 60" | 72" | 84" | 96" | 108" | 120" | 132" | 144" | 156" | 168" | 175" |
|------------|-------|-----|------|------|------|------|------|------|------|------|------|------|
| HEIGHT TO: | | | | | | | | | | | | |
| 36" | \$377 | 423 | 490 | 537 | 587 | 632 | 698 | 739 | 789 | 865 | 906 | 938 |
| 48" | 427 | 482 | 559 | 612 | 665 | 716 | 804 | 853 | 907 | 984 | 1042 | 1075 |
| 60" | 478 | 544 | 625 | 695 | 752 | 821 | 904 | 971 | 1030 | 1118 | 1180 | 1218 |
| 72" | 533 | 604 | 695 | 777 | 842 | 924 | 1019 | 1094 | 1163 | 1258 | 1340 | 1382 |
| 84" | 568 | 653 | 749 | 836 | 915 | 997 | 1103 | 1185 | 1258 | 1364 | 1451 | 1497 |
| 96" | 606 | 695 | 798 | 899 | 989 | 1071 | 1187 | 1274 | 1366 | 1465 | 1559 | 1608 |
| 108" | 641 | 732 | 850 | 951 | 1051 | 1143 | 1269 | 1364 | 1461 | 1566 | 1668 | 1719 |
| 120" | 676 | 780 | 905 | 1017 | 1125 | 1215 | 1354 | 1452 | 1561 | 1672 | 1781 | 1836 |
| 132" | 718 | 828 | 961 | 1072 | 1185 | 1289 | 1437 | 1543 | 1657 | 1793 | 1889 | 1966 |
| 144" | 750 | 875 | 1015 | 1140 | 1256 | 1362 | 1523 | 1633 | 1753 | 1899 | 2001 | 2083 |
| Track | \$229 | 249 | 284 | 304 | 326 | 345 | 384 | 402 | 420 | 454 | 474 | 486 |

PANEL ONLY min width = 12" max width = 46"

| WIDTH TO: | 12" | 24" | 30" | 36" | 46" |
|------------|------|-----|-----|-----|-----|
| HEIGHT TO: | | | | | |
| 36" | \$76 | 107 | 125 | 143 | 170 |
| 48" | 89 | 126 | 150 | 171 | 206 |
| 60" | 101 | 149 | 175 | 203 | 244 |
| 72" | 116 | 173 | 208 | 242 | 292 |
| 84" | 124 | 190 | 225 | 264 | 322 |
| 96" | 132 | 204 | 246 | 286 | 352 |
| 108" | 140 | 219 | 262 | 309 | 377 |
| 120" | 146 | 236 | 282 | 331 | 411 |
| 132" | 153 | 250 | 301 | 352 | 436 |
| 144" | 163 | 262 | 321 | 376 | 469 |

5 - 10 PANEL

5 Panel min width = 48" **6 Panel** min width = 57"
8 Panel min width = 75" **10 Panel** min width = 93"

| WIDTH TO: | 72" | 84" | 96" | 108" | 120" | 132" | 144" | 156" | 168" | 180" | 192" | 204" | 216" | 228" | 240" | 252" | 261" |
|------------|-------|------|------|------|------|------|------|------|------|------|------|------|------|------|------|------|------|
| HEIGHT TO: | | | | | | | | | | | | | | | | | |
| 36" | \$527 | 570 | 620 | 665 | 734 | 787 | 843 | 905 | 958 | 1006 | 1055 | 1118 | 1168 | 1221 | 1280 | 1334 | 1365 |
| 48" | 592 | 646 | 703 | 762 | 832 | 894 | 957 | 1027 | 1087 | 1139 | 1197 | 1279 | 1324 | 1386 | 1466 | 1533 | 1567 |
| 60" | 656 | 726 | 785 | 851 | 946 | 1005 | 1077 | 1160 | 1231 | 1291 | 1356 | 1449 | 1519 | 1577 | 1666 | 1718 | 1775 |
| 72" | 736 | 811 | 878 | 957 | 1055 | 1130 | 1222 | 1306 | 1382 | 1449 | 1535 | 1643 | 1707 | 1776 | 1872 | 1958 | 2021 |
| 84" | 790 | 871 | 944 | 1033 | 1140 | 1224 | 1312 | 1412 | 1497 | 1572 | 1649 | 1763 | 1849 | 1925 | 2029 | 2122 | 2190 |
| 96" | 832 | 926 | 1020 | 1109 | 1214 | 1317 | 1408 | 1516 | 1608 | 1688 | 1770 | 1896 | 1988 | 2068 | 2181 | 2283 | 2355 |
| 108" | 883 | 989 | 1085 | 1183 | 1298 | 1393 | 1507 | 1622 | 1719 | 1803 | 1896 | 2027 | 2126 | 2214 | 2334 | 2440 | 2518 |
| 120" | 948 | 1048 | 1162 | 1257 | 1369 | 1485 | 1608 | 1733 | 1836 | 1927 | 2024 | 2163 | 2269 | 2361 | 2488 | 2604 | 2687 |
| 132" | 995 | 1114 | 1223 | 1333 | 1453 | 1578 | 1686 | 1838 | 1947 | 2043 | 2147 | 2295 | 2384 | 2503 | 2640 | 2764 | 2852 |
| 144" | 1046 | 1175 | 1283 | 1409 | 1541 | 1651 | 1786 | 1927 | 2042 | 2165 | 2274 | 2435 | 2527 | 2656 | 2799 | 2930 | 3024 |
| Track | \$319 | 344 | 365 | 388 | 427 | 452 | 477 | 511 | 534 | 560 | 580 | 621 | 640 | 670 | 708 | 728 | 748 |

Fabric Valance

| WIDTH TO: | 24" | 30" | 36" | 48" | 60" | 72" | 84" | 96" | 108" | 120" | 132" | 144" |
|----------------------------|------|-----|-----|-----|-----|-----|-----|-----|------|------|------|------|
| IB Fabric Valance 4" & 6" | \$83 | 89 | 98 | 109 | 121 | 141 | 161 | 185 | 205 | 225 | 245 | 265 |
| IB Fabric Valance 8" & 12" | 91 | 101 | 109 | 143 | 162 | 177 | 201 | 226 | 248 | 274 | 297 | 323 |
| OB Fabric Valance 4" & 6" | 175 | 190 | 207 | 228 | 248 | 265 | 297 | 329 | 353 | 387 | 428 | 461 |
| OB Fabric Valance 8" & 12" | 199 | 213 | 231 | 260 | 289 | 306 | 340 | 379 | 413 | 452 | 493 | 536 |

Deluxe Valance


| WIDTH TO: | 24" | 30" | 36" | 48" | 60" | 72" | 84" | 96" | 108" | 120" | 132" | 144" |
|--------------|------|-----|-----|-----|-----|-----|-----|-----|------|------|------|------|
| Fabric Inset | \$29 | 32 | 35 | 41 | 48 | 51 | 53 | 59 | 64 | 65 | 71 | 76 |

NOTE: Panel Tracks over 144" wide are spliced together at installation.




- Alexandria (78") • Sunscreen (SW) 7000 (118")
- Cusco (110") • World Textures 2 (80")
- Moravia (96") • World Textures 2 Blackout (80")


Price Chart 7

2 PANEL min width = 21" 

| WIDTH TO: | 36" | 48" | 60" | 72" | 84" | 89" |
|------------|-------|-----|-----|------|------|------|
| HEIGHT TO: | | | | | | |
| 36" | \$315 | 368 | 423 | 493 | 546 | 565 |
| 48" | 355 | 419 | 478 | 567 | 626 | 656 |
| 60" | 397 | 468 | 548 | 644 | 712 | 745 |
| 72" | 439 | 524 | 619 | 721 | 804 | 840 |
| 84" | 473 | 563 | 663 | 780 | 867 | 907 |
| 96" | 503 | 604 | 712 | 830 | 933 | 983 |
| 108" | 534 | 646 | 762 | 893 | 1008 | 1059 |
| 120" | 568 | 688 | 806 | 961 | 1077 | 1122 |
| 132" | 597 | 724 | 852 | 1012 | 1136 | 1194 |
| 144" | 632 | 768 | 913 | 1066 | 1207 | 1271 |
| Track | 193 | 214 | 237 | 271 | 293 | 302 |

3 PANEL min width = 30" 

| WIDTH TO: | 36" | 48" | 60" | 72" | 84" | 96" | 108" | 120" | 132" |
|------------|-------|-----|-----|------|------|------|------|------|------|
| HEIGHT TO: | | | | | | | | | |
| 36" | \$354 | 410 | 464 | 533 | 595 | 645 | 699 | 775 | 824 |
| 48" | 396 | 464 | 528 | 613 | 674 | 739 | 809 | 897 | 959 |
| 60" | 442 | 519 | 590 | 687 | 768 | 841 | 926 | 1015 | 1091 |
| 72" | 490 | 581 | 667 | 772 | 867 | 949 | 1030 | 1155 | 1240 |
| 84" | 530 | 621 | 713 | 836 | 943 | 1033 | 1122 | 1245 | 1344 |
| 96" | 556 | 661 | 768 | 899 | 1013 | 1114 | 1212 | 1335 | 1448 |
| 108" | 588 | 707 | 819 | 960 | 1070 | 1196 | 1313 | 1440 | 1563 |
| 120" | 632 | 748 | 867 | 1023 | 1146 | 1269 | 1393 | 1532 | 1667 |
| 132" | 664 | 787 | 923 | 1073 | 1221 | 1334 | 1482 | 1622 | 1769 |
| 144" | 694 | 831 | 974 | 1132 | 1287 | 1419 | 1575 | 1715 | 1875 |
| Track | 221 | 243 | 264 | 303 | 330 | 352 | 371 | 410 | 433 |

4 PANEL min width = 39" 

| WIDTH TO: | 48" | 60" | 72" | 84" | 96" | 108" | 120" | 132" | 144" | 156" | 168" | 175" |
|------------|-------|------|------|------|------|------|------|------|------|------|------|------|
| HEIGHT TO: | | | | | | | | | | | | |
| 36" | \$452 | 507 | 587 | 645 | 705 | 758 | 838 | 888 | 946 | 1038 | 1088 | 1125 |
| 48" | 511 | 578 | 670 | 734 | 799 | 860 | 963 | 1024 | 1089 | 1181 | 1250 | 1290 |
| 60" | 573 | 652 | 750 | 833 | 902 | 986 | 1085 | 1165 | 1236 | 1340 | 1415 | 1461 |
| 72" | 639 | 726 | 834 | 933 | 1011 | 1109 | 1223 | 1313 | 1395 | 1509 | 1608 | 1658 |
| 84" | 681 | 783 | 899 | 1002 | 1098 | 1197 | 1322 | 1422 | 1509 | 1635 | 1742 | 1796 |
| 96" | 728 | 834 | 957 | 1078 | 1187 | 1284 | 1423 | 1530 | 1639 | 1758 | 1872 | 1928 |
| 108" | 770 | 879 | 1021 | 1140 | 1261 | 1371 | 1522 | 1635 | 1752 | 1878 | 2001 | 2063 |
| 120" | 811 | 936 | 1087 | 1220 | 1350 | 1458 | 1624 | 1743 | 1874 | 2006 | 2137 | 2202 |
| 132" | 862 | 993 | 1153 | 1287 | 1422 | 1545 | 1724 | 1852 | 1988 | 2152 | 2267 | 2359 |
| 144" | 900 | 1050 | 1218 | 1368 | 1507 | 1633 | 1826 | 1959 | 2104 | 2278 | 2402 | 2499 |
| Track | \$276 | 299 | 341 | 365 | 391 | 415 | 461 | 484 | 505 | 545 | 569 | 584 |

PANEL ONLY min width = 12" max width = 46"

| WIDTH TO: | 12" | 24" | 30" | 36" | 46" |
|------------|------|-----|-----|-----|-----|
| HEIGHT TO: | | | | | |
| 36" | \$92 | 127 | 150 | 170 | 204 |
| 48" | 106 | 151 | 180 | 205 | 246 |
| 60" | 123 | 177 | 210 | 243 | 293 |
| 72" | 139 | 207 | 249 | 289 | 350 |
| 84" | 148 | 227 | 269 | 317 | 386 |
| 96" | 157 | 244 | 295 | 344 | 420 |
| 108" | 168 | 263 | 315 | 370 | 452 |
| 120" | 175 | 283 | 338 | 396 | 492 |
| 132" | 184 | 300 | 360 | 423 | 522 |
| 144" | 194 | 315 | 385 | 451 | 561 |

5 - 10 PANEL
 5 Panel min width = 48" 6 Panel min width = 57"
 8 Panel min width = 75" 10 Panel min width = 93"

| WIDTH TO: | 72" | 84" | 96" | 108" | 120" | 132" | 144" | 156" | 168" | 180" | 192" | 204" | 216" | 228" | 240" | 252" | 261" |
|------------|-------|------|------|------|------|------|------|------|------|------|------|------|------|------|------|------|------|
| HEIGHT TO: | | | | | | | | | | | | | | | | | |
| 36" | \$632 | 686 | 745 | 799 | 880 | 944 | 1012 | 1087 | 1149 | 1206 | 1267 | 1340 | 1402 | 1465 | 1536 | 1600 | 1638 |
| 48" | 710 | 776 | 844 | 914 | 998 | 1072 | 1148 | 1232 | 1305 | 1367 | 1436 | 1535 | 1589 | 1663 | 1760 | 1840 | 1880 |
| 60" | 787 | 871 | 941 | 1021 | 1137 | 1206 | 1293 | 1391 | 1476 | 1549 | 1627 | 1740 | 1823 | 1892 | 2000 | 2061 | 2128 |
| 72" | 883 | 973 | 1053 | 1148 | 1265 | 1356 | 1465 | 1566 | 1657 | 1740 | 1842 | 1971 | 2048 | 2132 | 2246 | 2349 | 2425 |
| 84" | 948 | 1047 | 1132 | 1239 | 1368 | 1469 | 1574 | 1694 | 1796 | 1886 | 1977 | 2116 | 2218 | 2309 | 2436 | 2546 | 2628 |
| 96" | 998 | 1111 | 1223 | 1331 | 1457 | 1581 | 1690 | 1819 | 1929 | 2026 | 2124 | 2275 | 2386 | 2482 | 2618 | 2739 | 2826 |
| 108" | 1059 | 1187 | 1301 | 1420 | 1557 | 1672 | 1808 | 1947 | 2062 | 2163 | 2275 | 2433 | 2551 | 2657 | 2801 | 2928 | 3022 |
| 120" | 1138 | 1257 | 1394 | 1508 | 1643 | 1783 | 1929 | 2079 | 2202 | 2312 | 2428 | 2595 | 2722 | 2832 | 2985 | 3125 | 3224 |
| 132" | 1194 | 1338 | 1467 | 1599 | 1744 | 1893 | 2023 | 2206 | 2336 | 2453 | 2577 | 2754 | 2860 | 3005 | 3168 | 3317 | 3422 |
| 144" | 1255 | 1409 | 1541 | 1691 | 1849 | 1982 | 2143 | 2312 | 2450 | 2599 | 2729 | 2922 | 3032 | 3187 | 3359 | 3516 | 3629 |
| Track | \$382 | 413 | 438 | 466 | 511 | 543 | 573 | 614 | 641 | 671 | 696 | 745 | 768 | 804 | 849 | 873 | 897 |

Fabric Valance

| WIDTH TO: | 24" | 30" | 36" | 48" | 60" | 72" | 84" | 96" | 108" | 120" | 132" | 144" |
|----------------------------|------|-----|-----|-----|-----|-----|-----|-----|------|------|------|------|
| IB Fabric Valance 4" & 6" | \$83 | 89 | 98 | 109 | 121 | 141 | 161 | 185 | 205 | 225 | 245 | 265 |
| IB Fabric Valance 8" & 12" | 91 | 101 | 109 | 143 | 162 | 177 | 201 | 226 | 248 | 274 | 297 | 323 |
| OB Fabric Valance 4" & 6" | 175 | 190 | 207 | 228 | 248 | 265 | 297 | 329 | 353 | 387 | 428 | 461 |
| OB Fabric Valance 8" & 12" | 199 | 213 | 231 | 260 | 289 | 306 | 340 | 379 | 413 | 452 | 493 | 536 |

Deluxe Valance

| WIDTH TO: | 24" | 30" | 36" | 48" | 60" | 72" | 84" | 96" | 108" | 120" | 132" | 144" |
|--------------|------|-----|-----|-----|-----|-----|-----|-----|------|------|------|------|
| Fabric Inset | \$29 | 32 | 35 | 41 | 48 | 51 | 53 | 59 | 64 | 65 | 71 | 76 |


// Shades Panel Track

NOTE: Panel Tracks over 144" wide are spliced together at installation.




- 4% Silver Screen (94") • Uptown (78")
- Flocke Blackout (94") • Uptown Room Darkening (78")
- Jasper (110")


Price Chart 8

2 PANEL min width = 21" 

| WIDTH TO: | 36" | 48" | 60" | 72" | 84" | 89" |
|------------|-------|-----|------|------|------|------|
| HEIGHT TO: | | | | | | |
| 36" | \$394 | 459 | 528 | 616 | 683 | 707 |
| 48" | 444 | 525 | 597 | 709 | 783 | 821 |
| 60" | 496 | 585 | 686 | 805 | 889 | 932 |
| 72" | 549 | 655 | 773 | 902 | 1005 | 1050 |
| 84" | 592 | 704 | 829 | 975 | 1084 | 1134 |
| 96" | 629 | 755 | 890 | 1038 | 1166 | 1230 |
| 108" | 668 | 808 | 952 | 1115 | 1260 | 1324 |
| 120" | 710 | 860 | 1008 | 1201 | 1347 | 1403 |
| 132" | 746 | 904 | 1065 | 1264 | 1420 | 1492 |
| 144" | 789 | 960 | 1141 | 1332 | 1509 | 1589 |
| Track | 241 | 268 | 296 | 339 | 365 | 378 |

3 PANEL min width = 30" 

| WIDTH TO: | 36" | 48" | 60" | 72" | 84" | 96" | 108" | 120" | 132" |
|------------|-------|------|------|------|------|------|------|------|------|
| HEIGHT TO: | | | | | | | | | |
| 36" | \$443 | 511 | 580 | 667 | 743 | 807 | 874 | 970 | 1030 |
| 48" | 495 | 580 | 660 | 766 | 843 | 924 | 1012 | 1122 | 1199 |
| 60" | 552 | 649 | 737 | 858 | 960 | 1051 | 1158 | 1270 | 1365 |
| 72" | 613 | 727 | 833 | 965 | 1084 | 1186 | 1289 | 1443 | 1551 |
| 84" | 662 | 777 | 892 | 1045 | 1179 | 1291 | 1403 | 1557 | 1680 |
| 96" | 695 | 826 | 960 | 1124 | 1265 | 1393 | 1515 | 1669 | 1809 |
| 108" | 736 | 883 | 1023 | 1200 | 1337 | 1495 | 1641 | 1800 | 1954 |
| 120" | 789 | 935 | 1084 | 1279 | 1432 | 1586 | 1742 | 1914 | 2084 |
| 132" | 830 | 984 | 1155 | 1342 | 1525 | 1668 | 1853 | 2027 | 2212 |
| 144" | 867 | 1039 | 1218 | 1415 | 1608 | 1774 | 1969 | 2143 | 2344 |
| Track | 277 | 304 | 330 | 379 | 412 | 440 | 464 | 511 | 541 |

4 PANEL min width = 39" 

| WIDTH TO: | 48" | 60" | 72" | 84" | 96" | 108" | 120" | 132" | 144" | 156" | 168" | 175" |
|------------|-------|------|------|------|------|------|------|------|------|------|------|------|
| HEIGHT TO: | | | | | | | | | | | | |
| 36" | \$566 | 634 | 735 | 806 | 881 | 948 | 1047 | 1110 | 1183 | 1298 | 1359 | 1407 |
| 48" | 639 | 723 | 838 | 918 | 998 | 1074 | 1205 | 1280 | 1361 | 1476 | 1562 | 1613 |
| 60" | 716 | 814 | 938 | 1042 | 1127 | 1232 | 1356 | 1457 | 1544 | 1675 | 1769 | 1825 |
| 72" | 799 | 906 | 1043 | 1166 | 1263 | 1387 | 1530 | 1641 | 1744 | 1887 | 2010 | 2072 |
| 84" | 852 | 979 | 1124 | 1253 | 1373 | 1496 | 1652 | 1777 | 1887 | 2044 | 2177 | 2245 |
| 96" | 909 | 1043 | 1197 | 1348 | 1483 | 1606 | 1779 | 1912 | 2049 | 2196 | 2340 | 2410 |
| 108" | 962 | 1098 | 1276 | 1425 | 1576 | 1713 | 1902 | 2044 | 2191 | 2348 | 2501 | 2579 |
| 120" | 1013 | 1169 | 1358 | 1524 | 1688 | 1823 | 2030 | 2179 | 2342 | 2508 | 2671 | 2754 |
| 132" | 1077 | 1241 | 1441 | 1608 | 1777 | 1932 | 2154 | 2315 | 2485 | 2688 | 2833 | 2948 |
| 144" | 1125 | 1313 | 1523 | 1710 | 1884 | 2042 | 2284 | 2450 | 2630 | 2848 | 3002 | 3124 |
| Track | \$344 | 374 | 427 | 456 | 488 | 519 | 576 | 604 | 632 | 681 | 712 | 730 |

PANEL ONLY min width = 12" max width = 46"

| WIDTH TO: | 12" | 24" | 30" | 36" | 46" |
|------------|-------|-----|-----|-----|-----|
| HEIGHT TO: | | | | | |
| 36" | \$114 | 159 | 187 | 212 | 255 |
| 48" | 132 | 188 | 225 | 257 | 308 |
| 60" | 153 | 222 | 263 | 304 | 367 |
| 72" | 174 | 259 | 311 | 361 | 436 |
| 84" | 185 | 285 | 337 | 395 | 483 |
| 96" | 196 | 305 | 369 | 430 | 526 |
| 108" | 210 | 329 | 394 | 463 | 566 |
| 120" | 219 | 353 | 423 | 495 | 615 |
| 132" | 229 | 375 | 450 | 528 | 653 |
| 144" | 243 | 394 | 482 | 563 | 702 |

5 - 10 PANEL 5 Panel min width = 48" 6 Panel min width = 57"
8 Panel min width = 75" 10 Panel min width = 93"

| WIDTH TO: | 72" | 84" | 96" | 108" | 120" | 132" | 144" | 156" | 168" | 180" | 192" | 204" | 216" | 228" | 240" | 252" | 261" |
|------------|-------|------|------|------|------|------|------|------|------|------|------|------|------|------|------|------|------|
| HEIGHT TO: | | | | | | | | | | | | | | | | | |
| 36" | \$789 | 857 | 930 | 998 | 1101 | 1181 | 1264 | 1358 | 1437 | 1508 | 1583 | 1675 | 1752 | 1831 | 1919 | 2001 | 2048 |
| 48" | 887 | 971 | 1055 | 1143 | 1248 | 1340 | 1436 | 1540 | 1631 | 1708 | 1795 | 1918 | 1985 | 2078 | 2200 | 2300 | 2350 |
| 60" | 984 | 1089 | 1177 | 1276 | 1421 | 1507 | 1616 | 1740 | 1844 | 1936 | 2034 | 2175 | 2278 | 2365 | 2499 | 2576 | 2661 |
| 72" | 1104 | 1216 | 1316 | 1436 | 1582 | 1696 | 1833 | 1957 | 2071 | 2175 | 2302 | 2463 | 2560 | 2664 | 2808 | 2937 | 3031 |
| 84" | 1185 | 1308 | 1415 | 1549 | 1710 | 1837 | 1968 | 2118 | 2245 | 2358 | 2472 | 2645 | 2772 | 2886 | 3044 | 3183 | 3284 |
| 96" | 1248 | 1389 | 1530 | 1664 | 1820 | 1976 | 2112 | 2274 | 2411 | 2532 | 2655 | 2844 | 2982 | 3103 | 3272 | 3424 | 3532 |
| 108" | 1324 | 1483 | 1627 | 1775 | 1947 | 2090 | 2260 | 2434 | 2578 | 2704 | 2844 | 3040 | 3189 | 3321 | 3502 | 3659 | 3776 |
| 120" | 1422 | 1572 | 1743 | 1886 | 2053 | 2228 | 2411 | 2599 | 2754 | 2890 | 3035 | 3245 | 3403 | 3541 | 3732 | 3906 | 4030 |
| 132" | 1492 | 1673 | 1834 | 2000 | 2180 | 2367 | 2528 | 2757 | 2921 | 3065 | 3222 | 3443 | 3575 | 3756 | 3960 | 4146 | 4278 |
| 144" | 1568 | 1762 | 1926 | 2114 | 2311 | 2477 | 2679 | 2890 | 3062 | 3248 | 3411 | 3652 | 3790 | 3983 | 4199 | 4395 | 4537 |
| Track | \$478 | 517 | 548 | 582 | 639 | 678 | 716 | 768 | 802 | 839 | 871 | 932 | 960 | 1005 | 1062 | 1091 | 1122 |

Fabric Valance

| WIDTH TO: | 24" | 30" | 36" | 48" | 60" | 72" | 84" | 96" | 108" | 120" | 132" | 144" |
|----------------------------|------|-----|-----|-----|-----|-----|-----|-----|------|------|------|------|
| IB Fabric Valance 4" & 6" | \$83 | 89 | 98 | 109 | 121 | 141 | 161 | 185 | 205 | 225 | 245 | 265 |
| IB Fabric Valance 8" & 12" | 91 | 101 | 109 | 143 | 162 | 177 | 201 | 226 | 248 | 274 | 297 | 323 |
| OB Fabric Valance 4" & 6" | 175 | 190 | 207 | 228 | 248 | 265 | 297 | 329 | 353 | 387 | 428 | 461 |
| OB Fabric Valance 8" & 12" | 199 | 213 | 231 | 260 | 289 | 306 | 340 | 379 | 413 | 452 | 493 | 536 |


Deluxe Valance

| WIDTH TO: | 24" | 30" | 36" | 48" | 60" | 72" | 84" | 96" | 108" | 120" | 132" | 144" |
|--------------|------|-----|-----|-----|-----|-----|-----|-----|------|------|------|------|
| Fabric Inset | \$29 | 32 | 35 | 41 | 48 | 51 | 53 | 59 | 64 | 65 | 71 | 76 |

OPTIONS & FEATURES


Panel Attachment

- Heavy-duty Velcro sewn to backside of material.
- Provides easy panel installation & removal to carrier glides.




Controls

- Cord draw
- Wand draw
- Free Floating (with wands)



Bottom Hem / Rail

Heat Sealed Alum Bar (1-1/4")




Heat sealed hem to back
sealed pocket edges

Standard on all patterns except:

- Uptown
- Uptown Room Darkening

No Charge

Flat Deco Rail (1-1/4") *effective 5/20/2019*



Colors: White, Vanilla,
Silver, Bronze, and Black


Includes frosted clear
end caps.

Optional

(see **Collection Information**
section for availability)

No Charge

Deluxe Rail (1")



Colors: White, Vanilla, Silver,
Bronze, Black

Includes color-matched end caps.

Optional for all styles

Optional

(see **Collection Information**
section for availability)

No Charge

Fabric-Wrapped Rail (1")



Colors: White, Black

Front face of rail wrapped with
shade fabric; back face of rail
is painted finish without
any fabric wrap.
Includes frosted end caps.

Optional

(see **Collection Information**
section for availability)

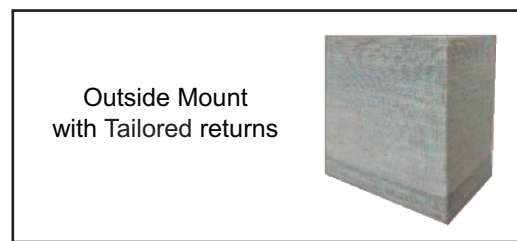
FABRIC VALANCE OPTION

Valance Option (Not available on all pattern styles. Refer to Collection Information Section for detail.)

- Minimum Width – 12"
- Standard Valance Height – 6"
- Optional Valance Height – 4", 8" & 12"
- Inside Mount – No returns
- Outside Mount – 6" depth returns only



- 3/4" Dust Cover depth
- Straight hem only
- Mounting depth requirement:
3/4" plus inside mount shade clearance.
- Valance measures -1/8" than ordered width.




- Dust Cover depth
- Valance measures 1-1/2" wider than ordered width

For valances wider than material width, material will be seamed or spliced. Railroaded is available upon request.

DELUXE VALANCE

Optional Deluxe Valance has clear edge groovers to hold the coordinating fabric in place.

- Standard height 3-5/8"
- Direction of fabric insert follows shade installed below.
- If valance is wider than material width, and shade below is not railroaded; valance fabric insert will be made with a center seamed like image shown above.




Outside Mount:

Default return length 6-5/8" (overall 7-3/8")
 Minimum return length 2-1/2" (overall 3")
 Maximum return length 9-5/8" (overall 10-3/8")

Inside Mount:

Default No returns
 Custom size returns available:
 Minimum return length 2-1/4" (overall 3")
 Maximum return length 2-1/4" (overall 3")



Note: When ordering returns, valance corner cap adds 3/4" to the valance return depth.

FINISHED DIMENSIONS

| Spec: | |
|---------------|------|
| Minimum Width | 21" |
| Maximum Width | 144" |

| Inside (IB/IS) Mount | |
|-----------------------------|------------------------|
| Valance with no returns | Ordered width - 1/8" |
| Valance with returns | Ordered width + 1-1/4" |
| Outside (OB/OS) | |
| Valance with no returns | Ordered width + 1" |
| Valance with returns | Ordered width + 2 3/8" |
| End to End (Net Size) Mount | |
| Valance with no returns | Ordered width |
| Valance with returns | Ordered width |

PRODUCT SPECIFICATIONS

How To Order

Controls

- Must specify control type with order – cord, wand, free floating.
- Cord control length is 10" less than ordered length.
- Wand draw is available on all shades; Wood wand size: 36".
- Some configurations require dual wands. Lead panel on each side will come with a wand.

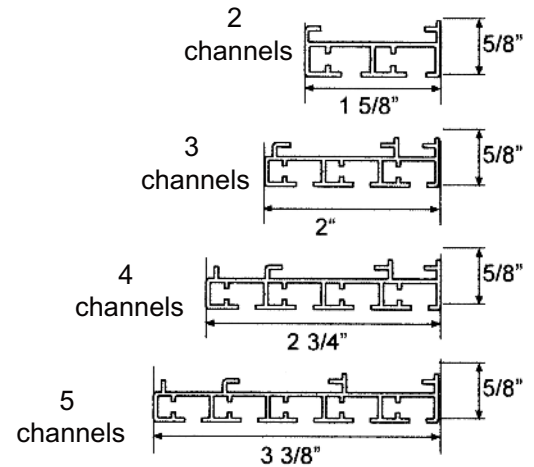
Panel Stack Configurations

- Specify panel configuration from choices below.
- Approximately 3" material overlap when panels in fully closed position.
- Each stacking side will have 1 fixed panel.
- Optional **"free floating"** panels available at **10% Additional Charge**.
- Free floating panels available on one-way up to 5 panels only.

No split-draw or multi-stack configurations.

Each panel comes with wand.

Panels not interconnected with each other; each panel hand operated independently and can be positioned any place along the track.




| Number of Panels | Select Weaves (Overall Width) | Woven Wood & Grass Weaves (Overall Width) | Stack Position / Configurations ("Room View" - Each stacking side will have 1 fixed panel) | | |
|---|-------------------------------|---|---|--|---|
| | | | Single Stack Left Stack | Single Stack Right Stack | Split Stack Note: Come with Dual Wand (if ordered with wand control) |
| 2 Panels (1 overlap) | 33" - 89" | 21" - 89" | 2L – two panels stack left (2 channel track) | 2R – two panels stack right (2 channel track) | NA |
| 3 Panels (2 overlaps) | 48" - 132" | 30" - 132" | 3L – three panels stack left (3 channel track) | 3R – three panels stack right (3 channel track) | NA |
| 4 Panels (2 or 3 overlaps depending on number of stacks) | 63" - 175" | 39" - 175" | 4L – four panels stack left (4 channel track) | 4R – four panels stack right (4 channel track) | 2L2R – two panels stack left, two panels stack right (2 channel track) |
| 5 Panels (4 overlaps) | 78" - 218" | 48" - 218" | 5L – five panels stack left (5 channel track) | 5R – five panels stack right (5 channel track) | NA |
| 6 Panels (5 overlaps) | 93" - 261" | 57" - 261" | NA | NA | 3L3R – three panels stack left, three panels stack right (3 channel track) |
| 8 Panels (7 overlaps) | 123" - 261" | 75" - 261" | NA | NA | 4L4R – four panels stack left, four panels stack right (4 channel track) |
| 10 Panels (9 overlaps) | 152" - 261" | 93" - 261" | NA | NA | 5L5R – five panels stack left, five panels stack right (5 channel track) |

PRODUCT SPECIFICATIONS

Panel Track Profile

- White painted aluminum profile.
- See mounting depth requirements on page 21 for panel track sizes.



Panel Track Splice

- Automatically comes with any window opening over 144" wide – track ships from factory in (2) equal size pieces.
- Recommended (request when placing order) with window openings over 100" wide to reduce risk of freight damage and provide easier handling by installers.
- Splice plate easily & securely connects separate tracks together to operate as a single track unit.
- Installers prefer the convenience of handling smaller tracks on the job site, then connecting together at installation.

Panel Size / Stacking Width

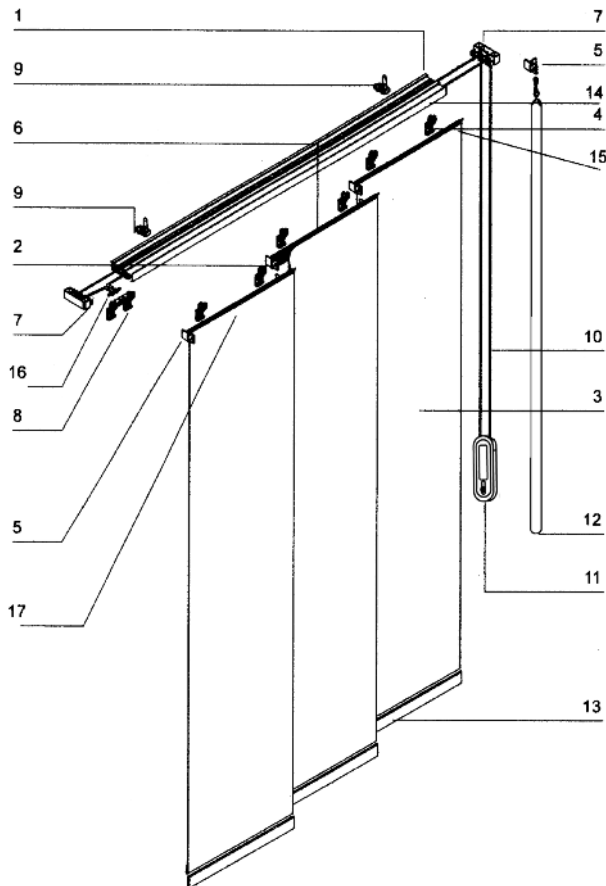
- **12" Minimum Panel Width** (includes 3" for overlap).
- **12" Minimum Panel Height.**
- **46" Maximum Panel Width** (includes 3" for overlap).
- **144" Maximum Panel Height.**
- individual panel size varies depending on overall shade width & panel configuration.

NOTE: The smaller the panel width, the narrower the stacking space

To calculate stacking width; overall width + (number of overlaps x 3) then divide by number of panels

Example # 1 – 3 panel 112" W + 6 (2 overlaps x 3 = 6) = 118 divide by 3 panels = 39-3/8" stacking / panel width

Example # 2 – 4 panel 112" W + 9 (3 overlaps x 3 = 9) = 121 divide by 4 panels = 30-1/4" stacking / panel width



- | | |
|-----------------------------------|----------------------------|
| 1. Aluminum Track | 10. Cord |
| 2. Sliding Panel w/Velcro | 11. Tensioner |
| 3. Fabric | 12. Control Wand |
| 4. Support w/Needle | 13. Flat Weight |
| 5. Double L Bracket Angle | 14. Panel Stop Screw |
| 6. L-Bracket Angle | 15. End Cap |
| 7. Channel Guide | 16. Brass Cord Locking Nut |
| 8. Double Support (front or Back) | 17. Velcro Velour |
| 9. Installation Clip | 18. Splice (not pictured) |



shown with cord draw and optional fabric valance


PANEL TRACK SPECIFICATIONS

Panel Track Brackets



(A)

Inside / Ceiling Mount
Used on 2 and 3 channel track
Bracket Clip
(Part #181-CA-00700)



(B)

Inside / Ceiling Mount
Used on 4 and 5 channel track
Bracket Clip
(Part #181-CA-00600)



(C)

Outside / Wall Mount
Used on all tracks
Installation Bracket
(Part #30-CA-06600)

Mounting Depth Requirements

| Number Track Channels | IB Mount Flush Mount Depth | IB Mount W/ Valance Flush Mount Depth | IB Mount Minimum Depth | OB Mount Wall Clearance | OB Mount Overall Projection |
|-----------------------|----------------------------|---------------------------------------|------------------------|-------------------------|-----------------------------|
| 2 | 2-1/2" | 3-1/2" | 1-3/4" | 2-1/2" – 3-1/8" | 4-1/8" – 4-3/4" |
| 3 | 2-3/4" | 3-3/4" | 1-3/4" | 2-1/2" – 3-1/8" | 4-1/2" – 5-1/4" |
| 4 | 3-1/2" | 4-1/2" | 1-3/4" | 2-1/2" – 3-1/8" | 5-1/4" – 6" |
| 5 | 3-1/2" | 4-1/2" | 2" | 1-3/4" – 4" | 5-1/8" – 7-3/8" |

Deductions

| | IB Mount | OB Mount |
|-----------------------|----------|----------|
| Headrail Width | - 1/4" | net |
| Panel Width Allowance | - 1 3/8" | - 7/8" |
| Overall Height | - 1/2" | net |

Fabric Valance Brackets



Outside Mount
4" x 4" L-bracket
for 6" dust cap
(Part # BRKT-L4)



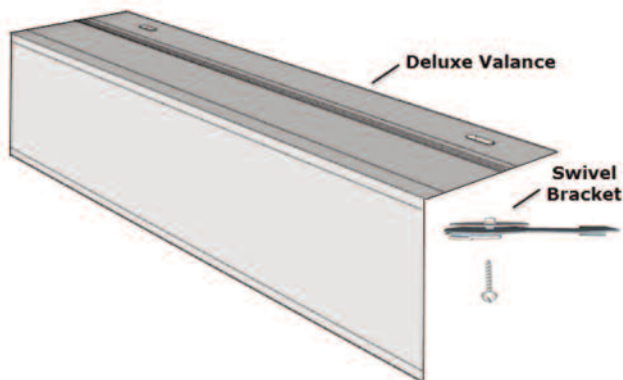
Inside Mount
Hex Head Screw
1-1/2" #8
(Part # 02-70-9021)

Deluxe Valance Brackets




Outside Mount
(Optional for inside mount with returns)
(Part # 25-125)

Inside Mount



Outside Mount

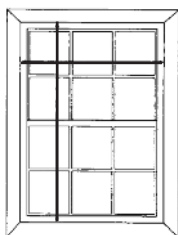


PANEL TRACK HOW TO MEASURE

**Note: Projection of window handles / cranks could interfere with panel track panels.
Refer to "mounting depth requirements" above for projection clearance**

Inside Mount (IB) Installation - Window

To find width: Measure the opening across the top where the headrail is to be installed from inside of jamb on left to inside of jamb on right. **Round the measurement down to the nearest 1/8". Refer to mounting depth requirements.**



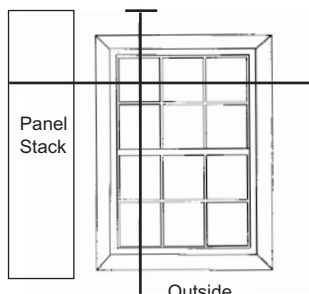
Inside Mount

To find height: Measure from the inside top of the opening on the left, at the center, and on the right to the sill; **round the measurement down to the nearest 1/8" and note the smallest dimension.**

Do not make any allowances: the factory will make all adjustments so the headrail will fit the opening properly and the panels will clear the sill by 1/2".

Outside Mount (OB) Installation – Window

To find width: Measure the width of the area to be covered at the place where the headrail will be installed to the nearest 1/8". Blind should overlap **opening at least 4"** on each side to ensure privacy. To calculate stack dimensions, refer to page 7.



Outside Mount

To find height: Measure the height of the area to be covered and **round down to the nearest 1/8"**. Blind should extend at **least 3" above and 3" below opening or window moulding.**

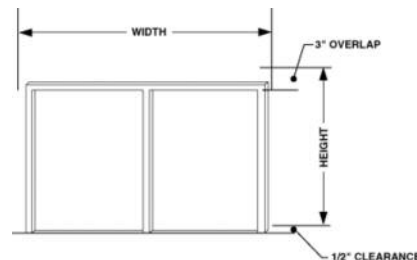
Outside Mount (OB) Installation - Patio Door / Room Divider

To find width: Measure the width of the area to be covered at the place where the headrail will be installed to the nearest 1/8". Blind should overlap opening at least 4" on each side.

To find height: Measure the height of the area to be covered and **round down to the nearest 1/8"**. Blind should extend **at least 3" above opening or window moulding.**

For ceiling-to-floor installations, deduct 1/2" for proper clearance.

Specifying OM measurement means the factory makes no allowances.



Special Measuring & Installation Considerations

Caution: Panel Tracks installed on windows near wall or baseboard heaters must clear the heaters by 12" above and 6" to the side.

Stretching of panel materials is probable with Textured materials:

IB Mount - we do not recommend IB mount due to probable stretching

OB Mount - extra adjustment recommended for placement of mounting brackets allowing panel clearance above the floor to anticipate panel material stretching:

- material can stretch up to 1" length



WARNING

Young children can **STRANGLE** in cord loops. They can also wrap cords around their necks and **STRANGLE**.

Child Safety Cord Tensioner

Attach the cord tensioner on the cord loop to the wall or window casement. This can prevent children from pulling cord loops around their necks.

