

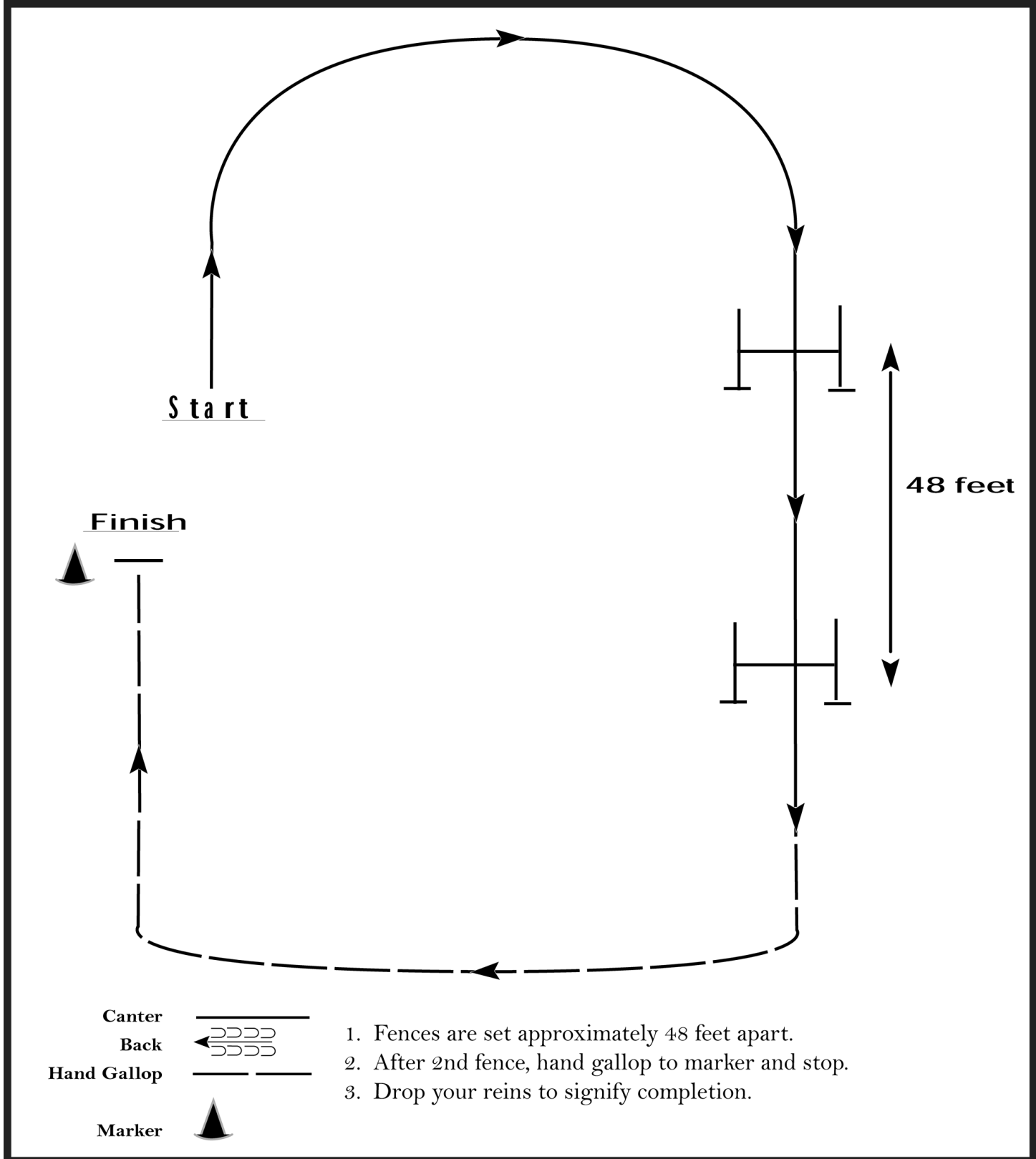
November 2020 Horse Show

Hunter Hack All Classes (Walk Trot--Trot Only)

Show Date: 11-21-2020

w w w . H o r s e S h o w P a t t e r n s . c o m

w w w . H o r s e S h o w P a t t e r n s . c o m



[HH/48-7]

Pattern Provided by:
Scottsdale Saddle Club

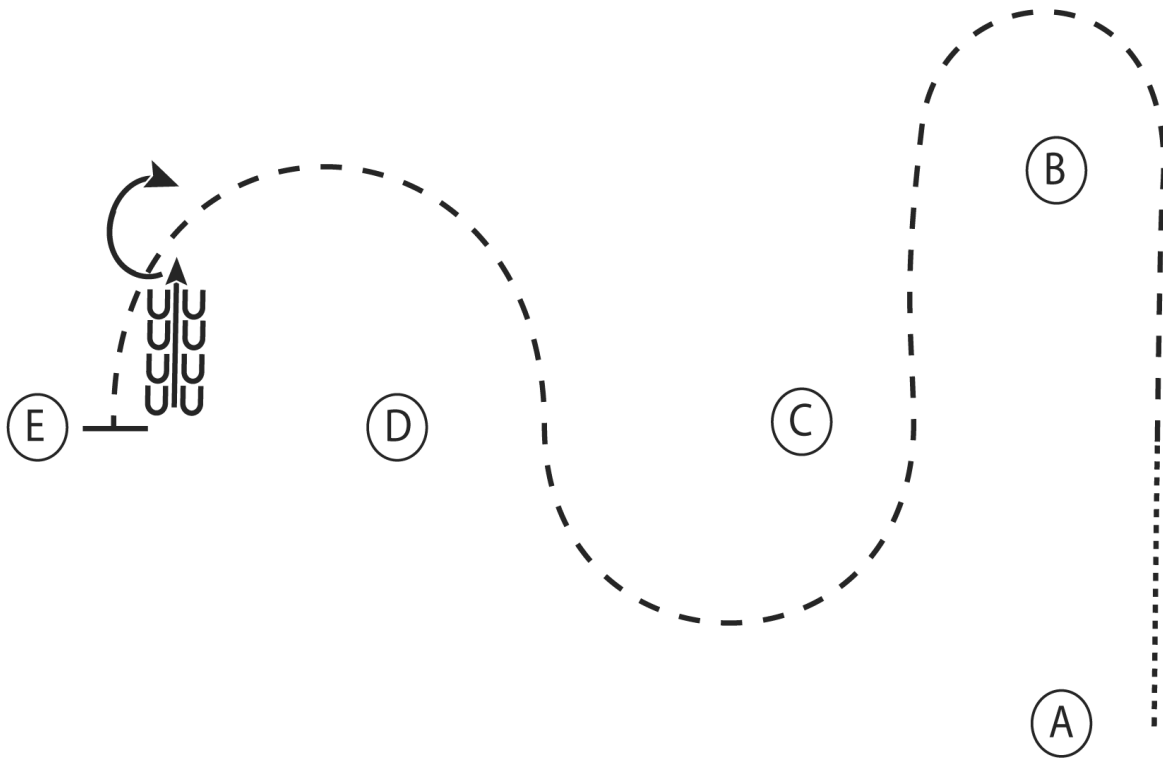
November 2020 Horse Show

English Equitation (Walk Trot)

Show Date: 11-21-2020

w w w . H o r s e S h o w P a t t e r n s . c o m

w w w . H o r s e S h o w P a t t e r n s . c o m



1. Walk half way from A to B
2. Sitting trot to B
3. Posting trot at B, around C and D to E, performing proper diagonal changes
4. Stop at E and back 4 steps
5. Perform a 180 degree turn to the right on the hindquarters

Walk
Trot	- - - - -
Extended Trot	- - - - -
Canter	—————
Leg Yield	
Lead Change	— / —
Back	←←←←←
Marker	(B)
Sidepass	← - - - - ←

[HSE/WT-3]

Pattern Provided by:
Scottsdale Saddle Club

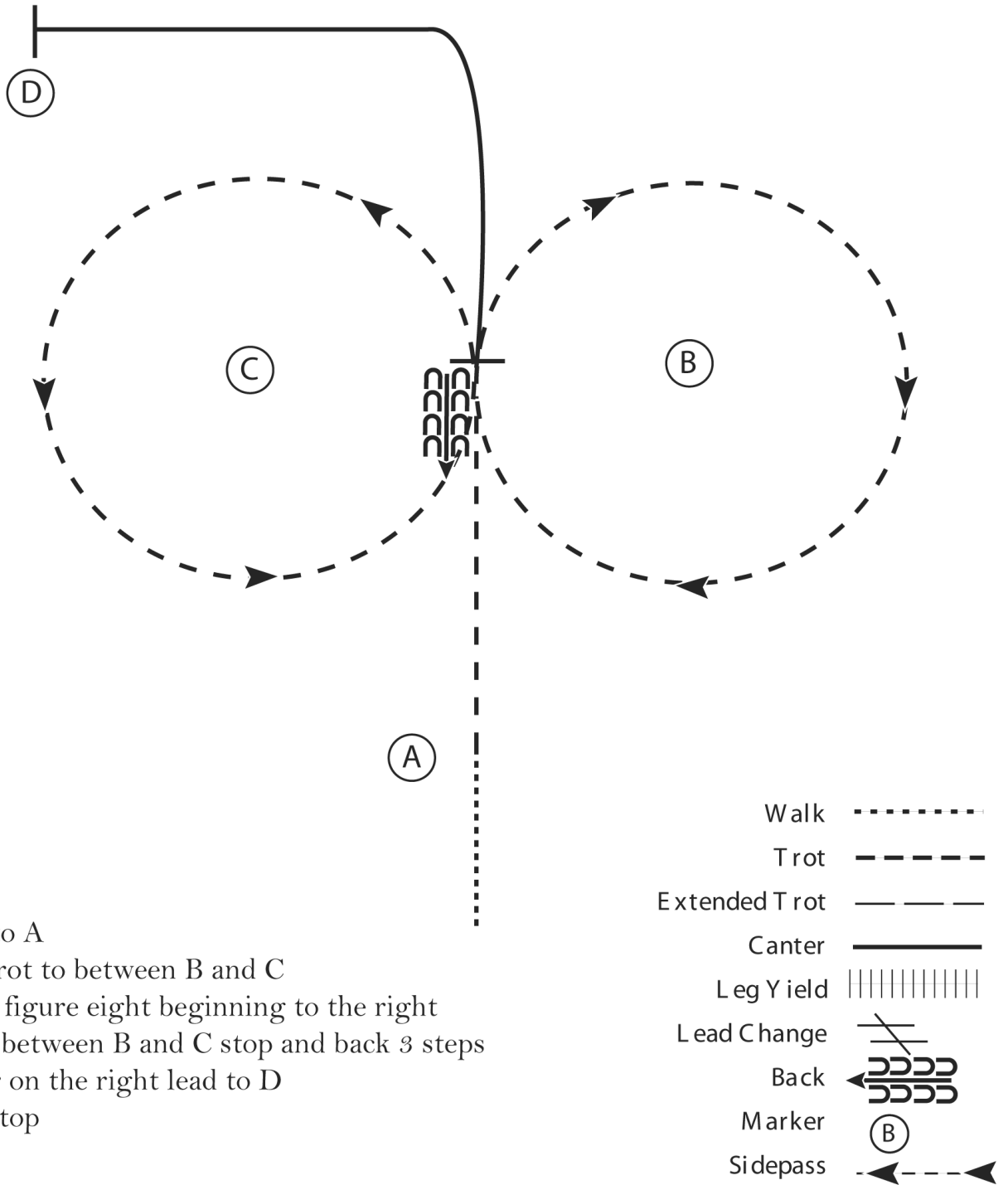
November 2020 Horse Show

English Equitation (3 Gaited)

Show Date: 11-21-2020

w w w . H o r s e S h o w P a t t e r n s . c o m

w w w . H o r s e S h o w P a t t e r n s . c o m



1. Walk to A
2. At A trot to between B and C
3. Trot a figure eight beginning to the right
4. When between B and C stop and back 3 steps
5. Canter on the right lead to D
6. At D stop

Walk
Trot	-----
Extended Trot	-----
Canter	—————
Leg Yield	
Lead Change	↘↙
Back	⤵⤵⤵
Marker	(B)
Sidepass	←-----→

[HSE/1-4]

Pattern Provided by:
Scottsdale Saddle Club

November 2020 Horse Show

Driving Obstacle Course

Show Date: 11-21-2020

www.HorseShowPatterns.com

www.HorseShowPatterns.com

3. Walk to cones. Back to knock off pole without hitting ground pole.

4. Trot around barrels in figure S

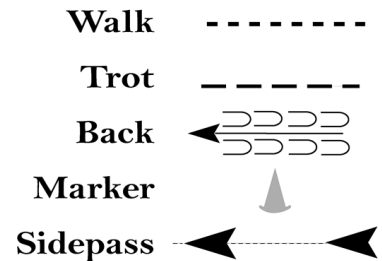
2. Walk through elevated poles.

5. Extended trot from marker to marker.

1. Walk over bridge.

6. Exit at a walk.

Start Finish



[MHP/DO-2]

Pattern Provided by:
Scottsdale Saddle Club

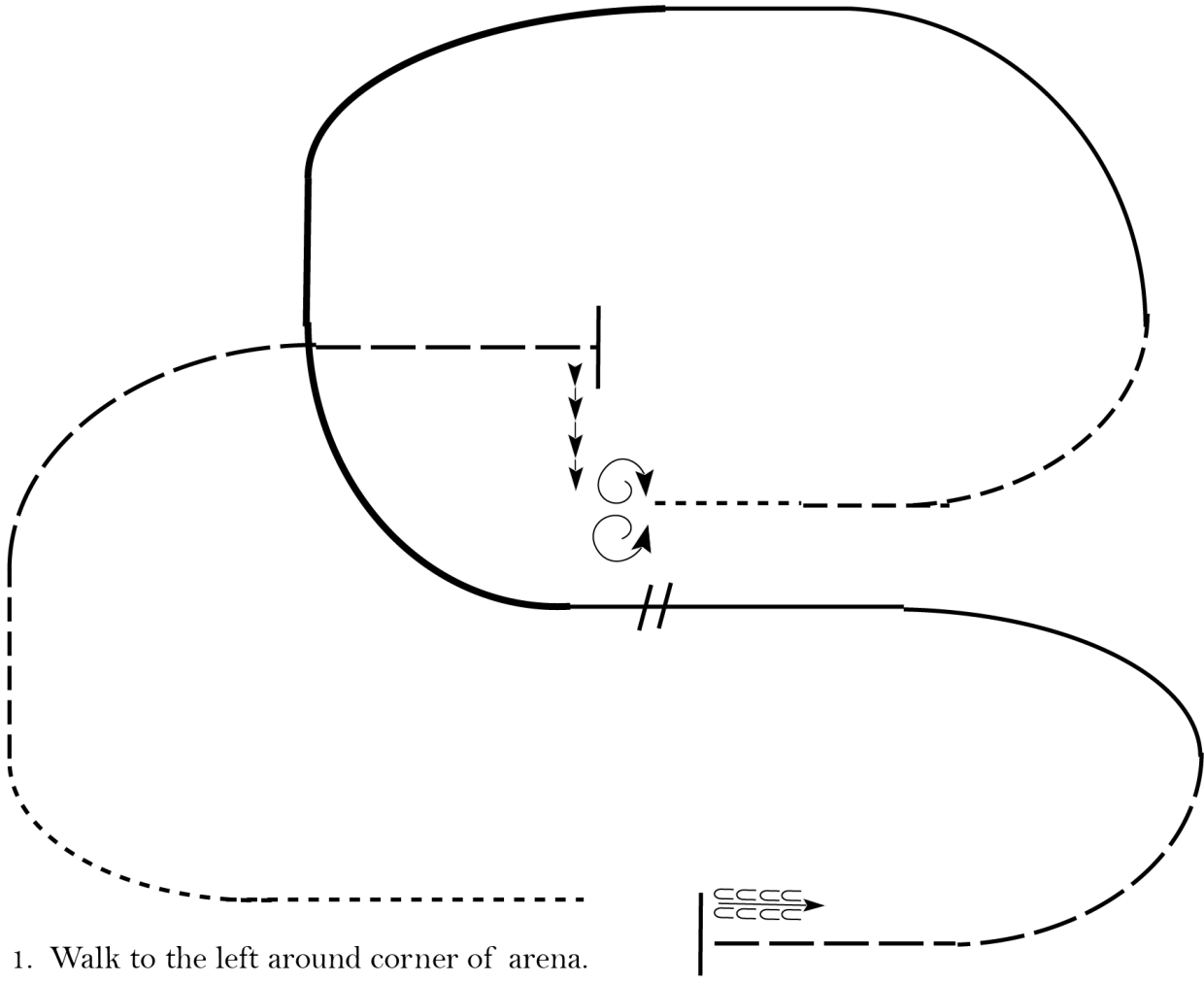
November 2020 Horse Show

Ranch Riding

Show Date: 11-21-2020

www.HorseShowPatterns.com

www.HorseShowPatterns.com



1. Walk to the left around corner of arena.
2. Trot
3. Extend alongside of the arena and around the corner to center.
4. Stop, side pass right
5. 360 degree turn each direction (either way 1st)
6. Walk.
7. Trot.
8. Lope left lead
9. Extend the lope
10. Change leads (simple or flying)
11. Collect to the lope
12. Extend trot
13. Stop and back

Walk
Jog	-----
Extended Jog	- - - - -
Lope	—————
Lead Change	//
Back	←←←←←
Marker	ⓑ

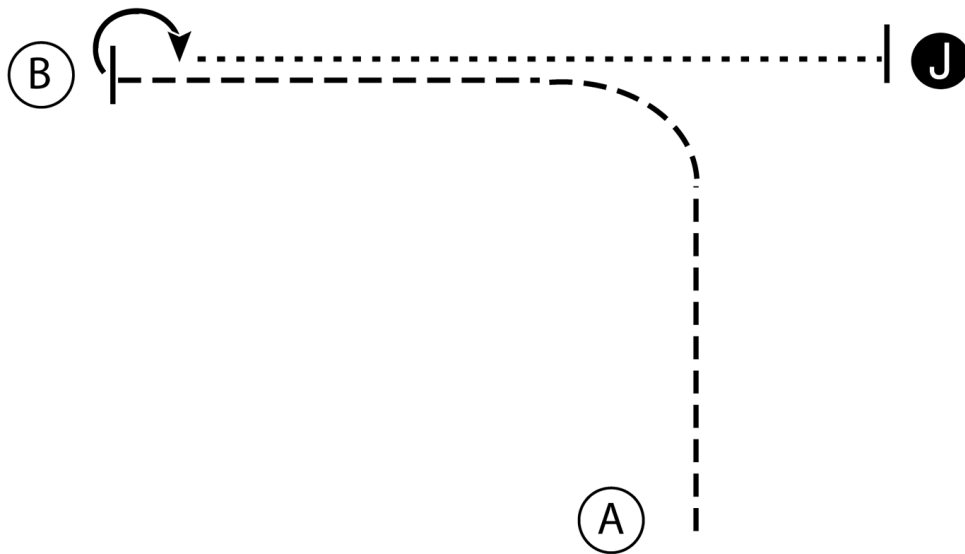
[RR/3]

Pattern Provided by:
Scottsdale Saddle Club

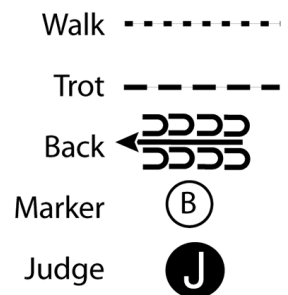
November 2020 Horse Show

Showmanship All Classes

Show Date: 11-21-2020



1. Trot from A to B.
2. Stop and perform a 180 degree turn.
3. Walk to Judge and set up for inspection.
4. When dismissed follow instructions of ring steward.



[S/1-11]

Pattern Provided by:
Scottsdale Saddle Club

w w w . H o r s e S h o w P a t t e r n s . c o m

w w w . H o r s e S h o w P a t t e r n s . c o m

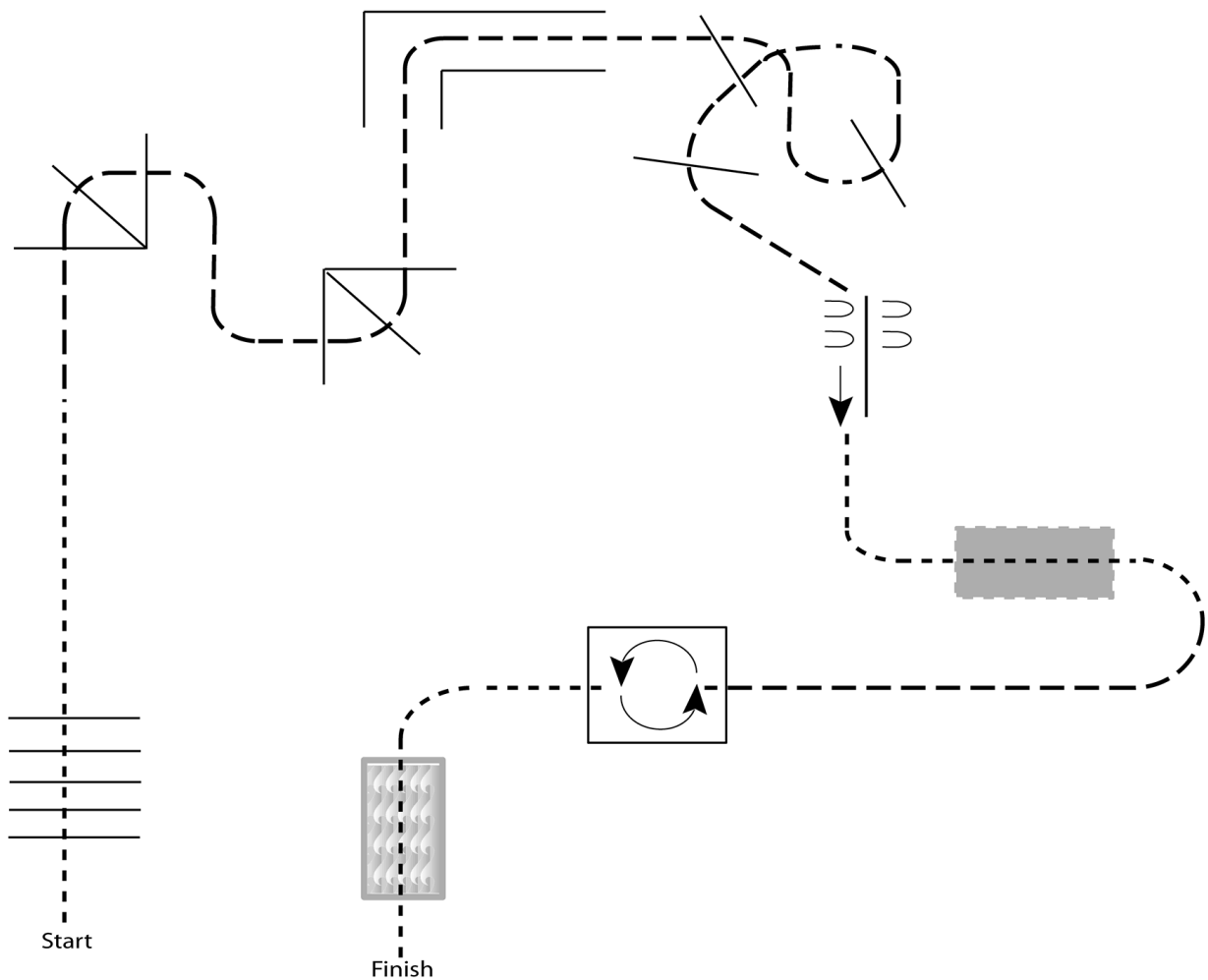
November 2020 Horse Show

Trail (All Classes)

Show Date: 11-21-2020

www.HorseShowPatterns.com

www.HorseShowPatterns.com



1. Walk over poles
2. Jog over poles
3. Jog through chute
4. Jog serpentine
5. Sidepass over log to the right
6. Walk over bridge
7. Jog into box and perform a 360 degree turn to the left
8. Walk out of box and through waterbox

Walk	-----
Jog	- - - - -
Extended Jog	- - - - -
Lope	—————
Leg Yield	
Lead Change	— / —
Back	← ← ← ← ←
Marker	Ⓚ
Sidepass	← — — — — →

[TWT-1]

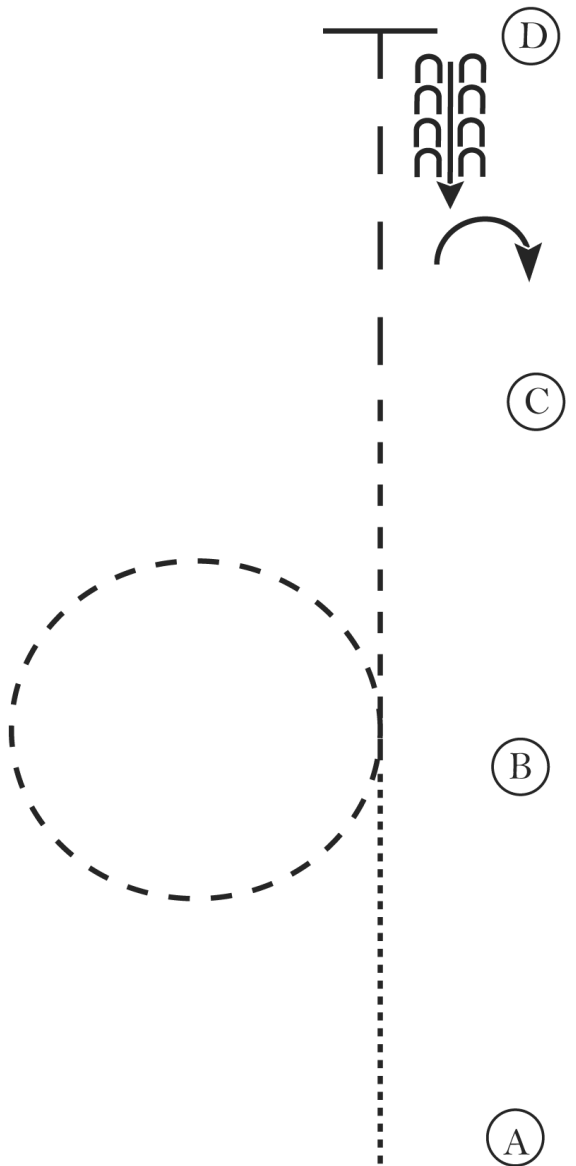
Pattern Provided by:

Scottsdale Saddle Club

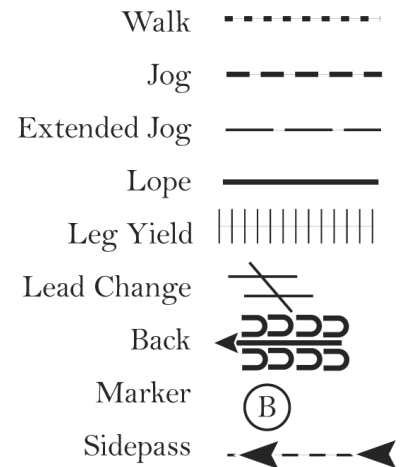
November 2020 Horse Show

Horsemanship (Walk Jog)

Show Date: 11-21-2020



1. Walk A to B.
2. At B jog.
3. Jog a circle at B and continue to C.
4. At C extend the jog to D.
5. At D stop and back 4 steps.
6. Turn 90 degrees to the right.



[WH/WT-11]

Pattern Provided by:

Scottsdale Saddle Club

November 2020 Horse Show

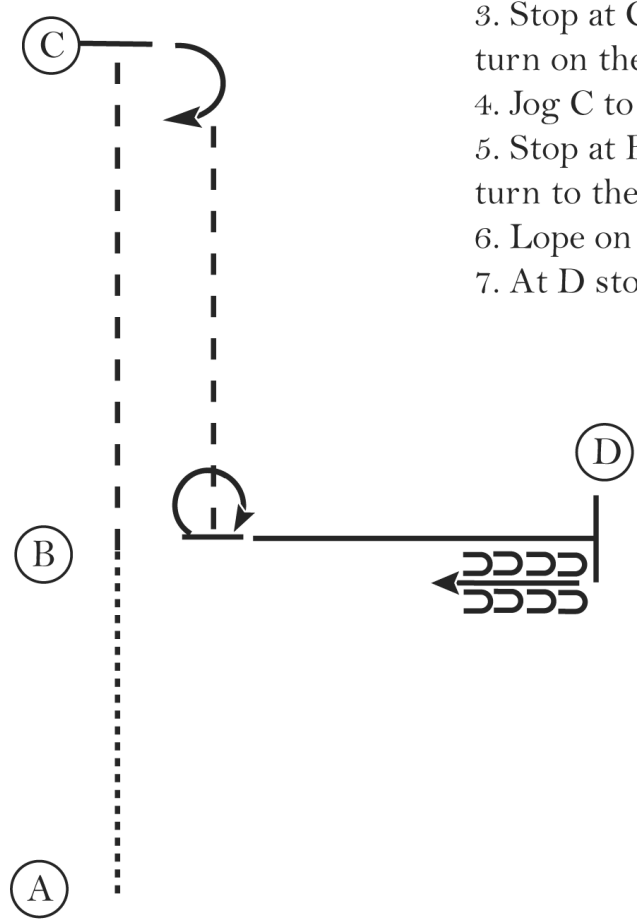
Horsemanship (3 Gaited)

Show Date: 11-21-2020

w w w . H o r s e S h o w P a t t e r n s . c o m

w w w . H o r s e S h o w P a t t e r n s . c o m

1. Walk A to B.
2. At B jog to C.
3. Stop at C and perform a 180 degree turn on the hindquarter to the right.
4. Jog C to B.
5. Stop at B and perform a 270 degree turn to the right on the hindquarter.
6. Lope on the left lead to D.
7. At D stop and back three steps.



Walk
Jog	-----
Extended Jog	-----
Lope	————
Leg Yield	
Lead Change	↘
Back	←←←
Marker	(B)
Sidepass	←-←-←

[WH/1-13]

Pattern Provided by:
Scottsdale Saddle Club