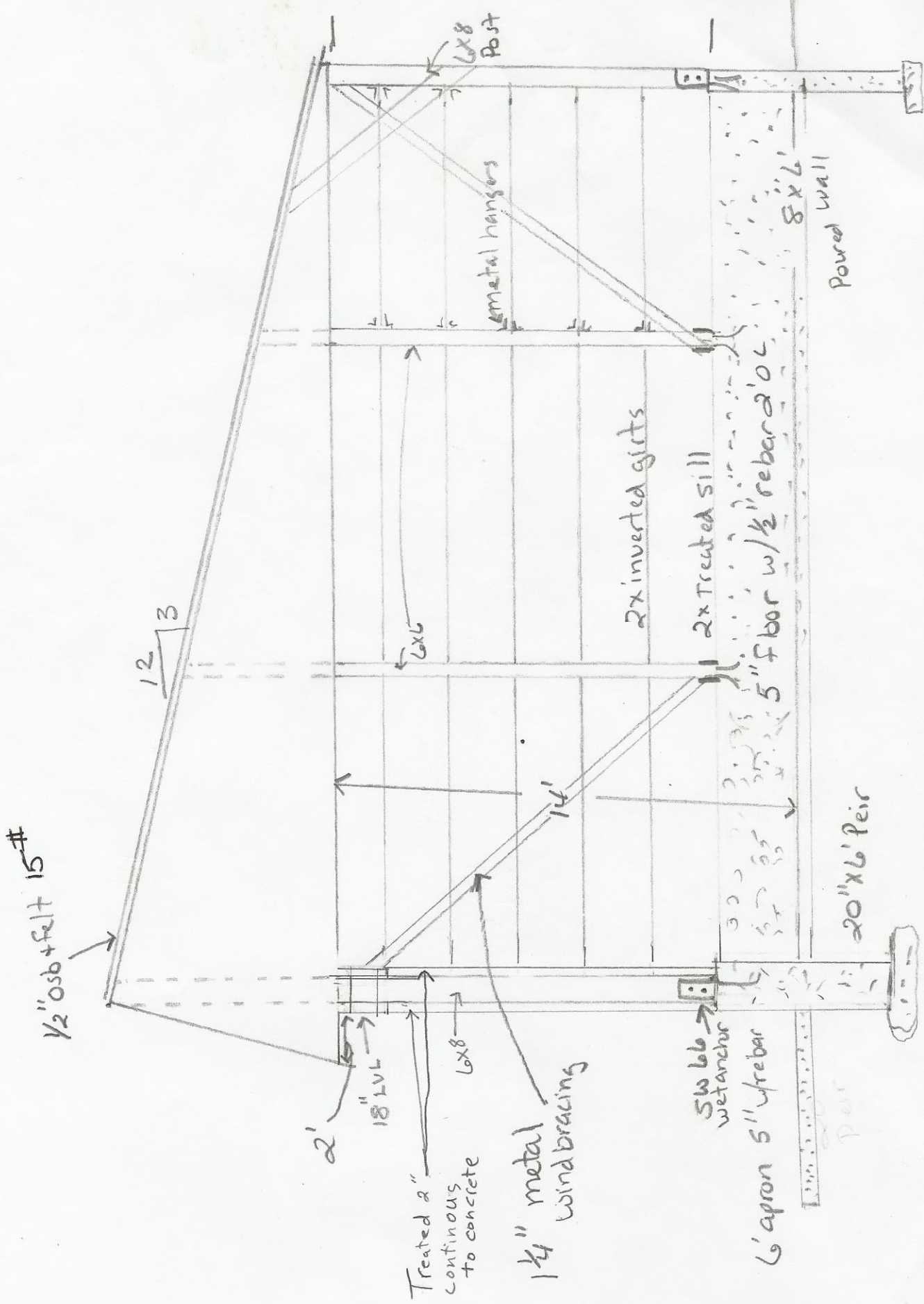


29 ga colored steel trim
 screws fastened on walls
 and roof



1/2" OSB + felt 15#

12/3

2'

18" LVL

Treated 2" continuous to concrete

6x8

1 1/4" metal windbracing

SW 6/6 wet anchor

6 apron 5" Urebar

2x inverted girts

2x treated sill

5" floor w/ 1/2" rebar

8' x 6"

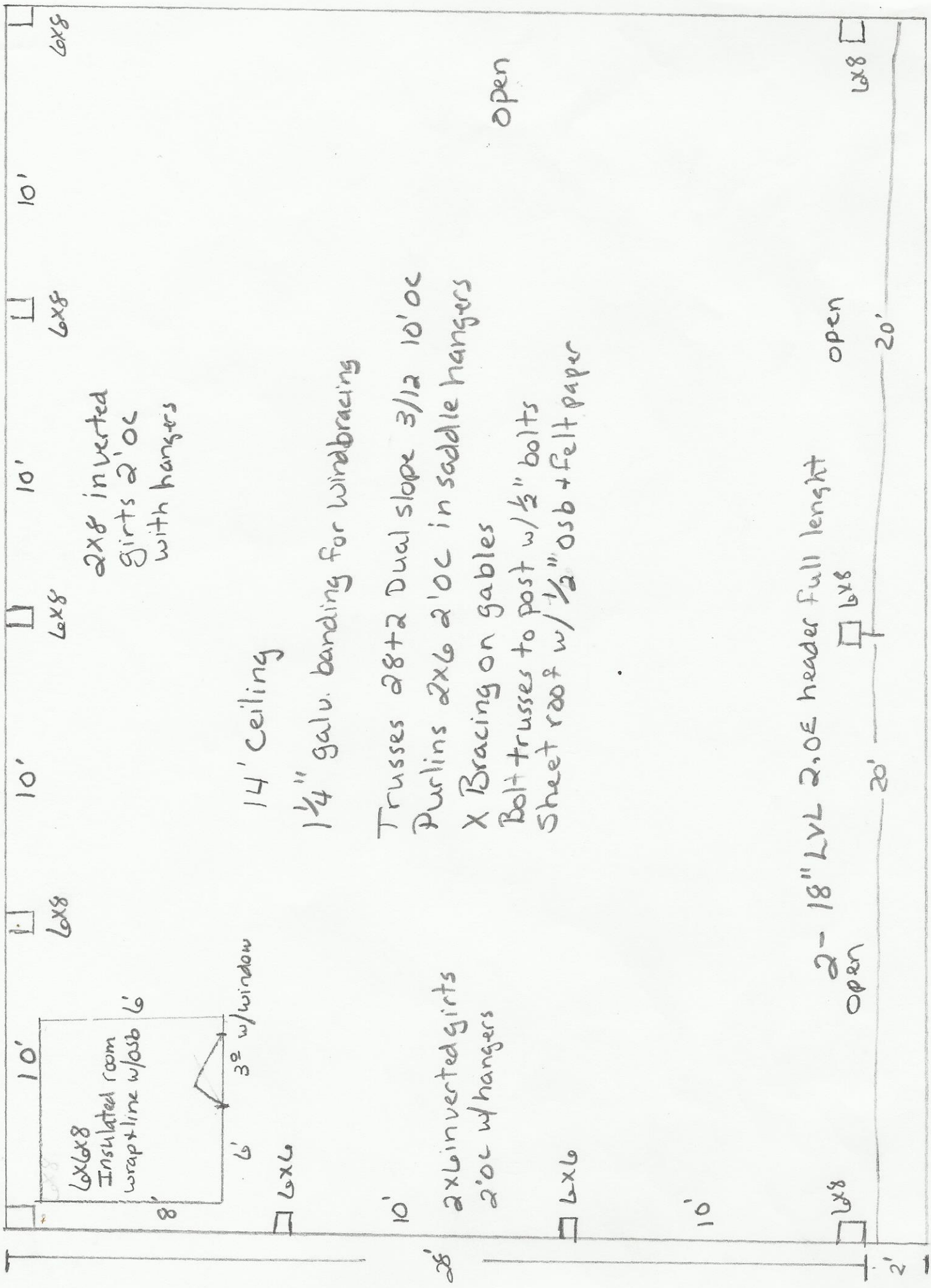
poured wall

20" x 6" Peir

metal hangers

6x8 Post

40'



2x8 inverted girts 2' oc with hangers

14" Ceiling

1/4" galv. banding for windbracing

Trusses 28+2 Dual slope 3/12 10' oc
 Purlins 2x6 2' oc in saddle hangers
 X Bracing on gables
 Bolt trusses to post w/ 1/2" bolts
 Sheet roof w/ 1/2" OSB + felt paper

2x6 inverted girts 2' oc w hangers

open

2- 18" LVL 2.0E header full length

open

open

6x8

20'

20'

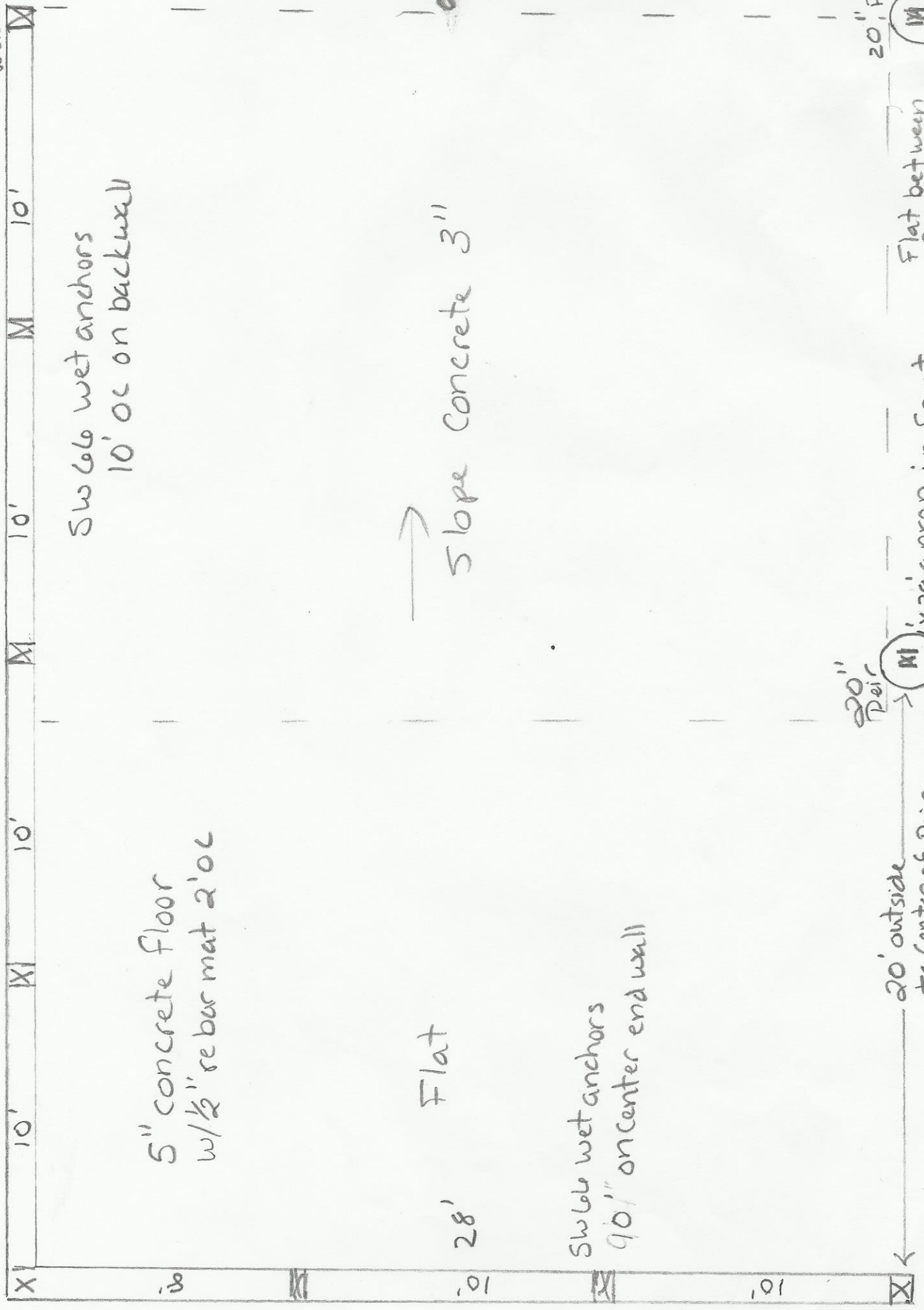
2'

8' x 6' Poured wall on footer

40'

expose approx. 3' of wall

5#6 wet anchor



5#6 wet anchors
10' oc on back wall

5" concrete floor
w/ 1/2" rebar mat 2' oc

→ Slope Concrete 3"

12' x 34'
Apron

Flat

28'

5#6 wet anchors
90" on center end wall

20" Pair

20' outside
to center of pair

11' x 8' apron in front

Flat between
pairs

20" Pair

M