

# Wunderbar:

The New Generation of  
Garden Tools

## Don't Let the Weeds Smother Your Dreams

Woodward Crossings Country  
Basics

Marlin and Karen  
814-349-4484

[mail@woodwardcrossings.com](mailto:mail@woodwardcrossings.com)

[Shop.WoodwardCrossingsCountryBasics.com](http://Shop.WoodwardCrossingsCountryBasics.com)



## WUNDERBAR

# BUILD YOUR OWN 3 PT. HITCH & TOOLBAR MODULE

### mod·ule

[moj-ool] noun -a separable component, frequently one that is interchangeable with others, for assembly into units of differing size, complexity, or function.

**You're in Charge! Mix N' Match ~ Pick N' Choose!**

**Select the components that best suits your individual 3 Pt. Hitch needs.**

**Our Three Point Hitch 2 x 2 Toolbar Toolkit lends you the latitude to be creative!**

**One Hitch - Many Implements! Saves Time! Saves Space! Saves Money!**

**We call our 3 Pt. Hitch Toolbar Module Wunderbar –**

**Because it's marvelously Wonderful!!**

# Sample Configurations



**One Row Cultivator**

**A One Row Cultivator (as pictured) uses:**

**(1) CAT1-22 - CAT I Bolt On Three Pt. Hitch**

**(1) HT02-04-L4 - A 2 x 2 x ¼" Wall Toolbar**

**(4) 76A385 - S-tine Cultivators**

**(4) Sweeps (Differing Sizes)**

**(4) 76A388 S-tine Clamps**

**(4) 7A9080 - Elliptical Bolts to affix the Sweeps to the S-Tines**

---



## 2-Row Cultivator

**A Two Row Cultivator (as pictured) uses:**

**(1) CAT1-22 - CAT I Bolt On Three Pt. Hitch**

**(2) HT02-04-L4 - A 2 x 2 x ¼" Wall Toolbar**

**(7) 76A385 S-tine Cultivators**

**(7) Sweeps (Differing Sizes)**

**(7) 76A388 S-tine Clamps**

**(7) 7A9080 - Elliptical Bolts to affix the Sweeps to the S-Tines**

**(2) T22-22-18WOOD - 18" Spacer Bar that creates the 2 rows**

---



## Disc Hillers

### **A Disc Hiller setup uses:**

**(1) CAT1-22 - CAT I Bolt On Three Pt. Hitch**

**(1) HT02-04-L4 - A 2 x 2 x ¼" Wall Toolbar**

**(2) 72H31752 - 16" Disc Hillers – 12" Disc Hillers (not pictured may also be used)**

**(2) R22WOOD - 1 3/8 Round Shank Clamps**

---



## **Middlebuster / Furrower / Potato Plow**

**A Middlebuster / Furrower / Potato Plow setup uses:**

**(1) CAT1-22 - CAT I Bolt On Three Pt. Hitch**

**(1) HT02-04-L4 - A 2 x 2 x ¼" Wall Toolbar**

**(1) SF58-20 - 5/8 X 2 X 20 Shank w/ Footpiece**

**(1) S22WOOD - 5/8 Flat Shank Clamp**

**(1) 53A102, 53A103, or 53A104 - High Wing Furrower**

---



**Undercutter is a Bundled Package Including:**

**(1) CAT1-22 - CAT I Bolt On Three Pt. Hitch**

**(1) HT02-04-L4 - A 2 x 2 x ¼" Wall Toolbar**

**(1) Undercutter Bar Setup**



---



## Chisel Spikes

### A Chisel Point setup uses:

**(1) CAT1-22 - CAT I Bolt On Three Pt. Hitch**

















**(2) HT02-04-L4 - A 2 x 2 x ¼" Wall Toolbar**

**(2) T22-22-18WOOD - 18" Spacer Bar that creates the 2 rows**

















**(7) SF58-20 - 5/8 X 2 X 20 Shanks w/ Footpiece**

**(7) S22WOOD - 5/8 Flat Shank Clamps**

**(7) 76A338 – Straight Chisel Points**

			
<a href="#">1 3/8" Round Shank Clamp to Attach to a 2 x 2 Toolbar</a>	<a href="#">40" Bed Roller, For Use as a Bed Shaper for 3 Ft. Raised Beds</a>	<a href="#">9" Sweep to Bolt on a Standard S-Tine Cultivator System</a>	<a href="#">Gauge Wheels, 4.80 x 8 Tire Wheel &amp; Hub Mounted on Shank</a>
#R22WOOD	#BDRL	#76A384	#GWHL
			
<a href="#">Pair / Shaper Rings (Alone) for Bed Roller to Create Raised Beds</a>	<a href="#">Ridged Coulter, 17" w/ Curved Shank, &amp; Adjustable Spindle</a>	<a href="#">S Tine Shank High Clearance, 32mm X 12mm X 660 mm</a>	<a href="#">Undercutter, Carrot Lifter Bundle w/ 3 Pt. Hitch &amp; Toolbar!</a>
#SHPR	#CLTR	#76A385	#UNDCTR
			
<a href="#">Flat Shank w/ Foot Piece to Attach to a Flat Shank Clamp</a>	<a href="#">Straight Chisel Spikes, Upset 2" x 5/8" x 18"</a>	<a href="#">18" Spacer Bar ~Create a 2-Row 3 Pt. Hitch in Just Minutes!</a>	<a href="#">CAT 1 Bolt on 3 Pt. Hitch for 2 x 2 Toolbar, Includes Pins</a>
#SF58-20	#76A338	#T22-22-18WOOD	#CAT1-22
			
<a href="#">1" Sweep to Bolt on a Standard S-Tine Cultivator System</a>	<a href="#">12" Disc Hiller- 4 Hole with 16" Shank for Furrowers &amp; Hills</a>	<a href="#">16" Disc Hiller- 4 Hole with 22" Shank for Furrowers &amp; Hills</a>	<a href="#">2 3/4" Sweep to Bolt on a Standard S-Tine Cultivator System</a>
#76A380	#72H33132	#72H31752	#76A381



			
<a href="#">4" Sweep to Bolt on a Standard S-Tine Cultivator System</a>	<a href="#">5/8" Shank Clamp to Attach to a 2x2 Toolbar &amp; Flat Shank</a>	<a href="#">7" Sweep to Bolt on a Standard S-Tine Cultivator System</a>	<a href="#">7A9000 Bolt &amp; Nut to Attach Cultivator Point to Spring Tooth</a>
#76A382	#S22WOOD	#76A383	#7A9000
			
<a href="#">Bolts for Sweeps on a Standard S-Tine Cultivator System</a>	<a href="#">Clamp for Danish S-Tine to Fit on a 2"x 2" Toolbar</a>	<a href="#">Clamp for Roderick-Lean, Pittsburgh, Ford Spring Tooth Harrow</a>	<a href="#">High Wing Furrower to Build a Potato Plow or Middlebuster</a>
#7A9080	#76A388	#STH2	#53A102
			
<a href="#">High Wing Furrower to Build a Potato Plow or Middlebuster</a>	<a href="#">High Wing Furrower to Build a Potato Plow or Middlebuster</a>	<a href="#">Reversible Cultivator Points to Attach to Spring Tooth</a>	<a href="#">Roderick-Lean, Pittsburgh, Ford Spring Tooth for Harrows</a>
#53A103	#53A104	#76A326	#76A225
			
<a href="#">S Tine Standard, 32mm X 10mm X 560mm 1/2" Bar to Shank Bottom</a>	<a href="#">Toolbar 2 X 2 X 1/4" X 4 Ft. Long Square Tube for 3 Pt. Hitch</a>	<a href="#">U5822 U-Bolt 5/8 x 2 x 2</a>	<a href="#">Flat Shank Clamp for a 1 x 3 Shank to Attach to a 2 x 2 Toolbar</a>
#53A103	#53A104	#76A326	#76A225