

Chart 15.2: All Weather 70 / 30 Model Performance Details



## Green Pastures ALL WEATHER 70 / 30 MODEL



Equity / 70%

Fix Inc / 30%

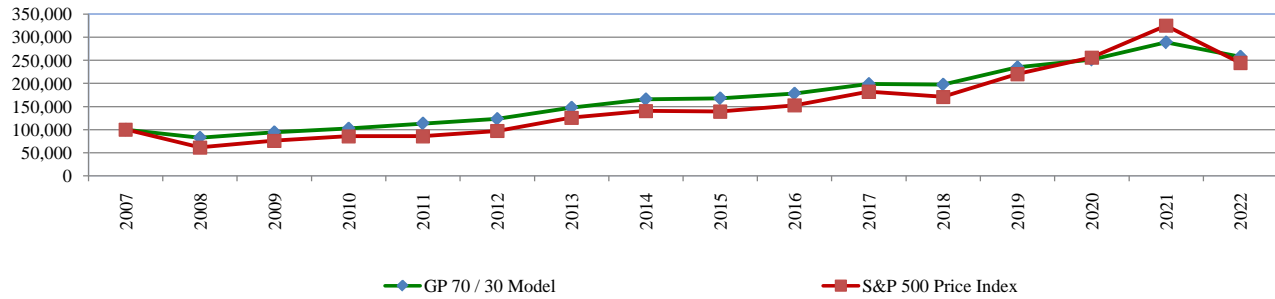
**Investment Objective:** The Model seeks to: (1) provide capital appreciation and current income consistent with its asset allocation, (2) make money over complete bull and bear market cycles, (3) minimize downside volatility and drawdowns (losses) relative to major U.S. equity market indices during bear markets, and (4) complement dynamically managed investment portfolios.

**Investment Strategy:** The Model utilizes a strategic asset allocation investment strategy, with a focus on risk management to mitigate downside risk, via a portfolio of Index, Sector/Specialty and Fixed Income no-load mutual funds.

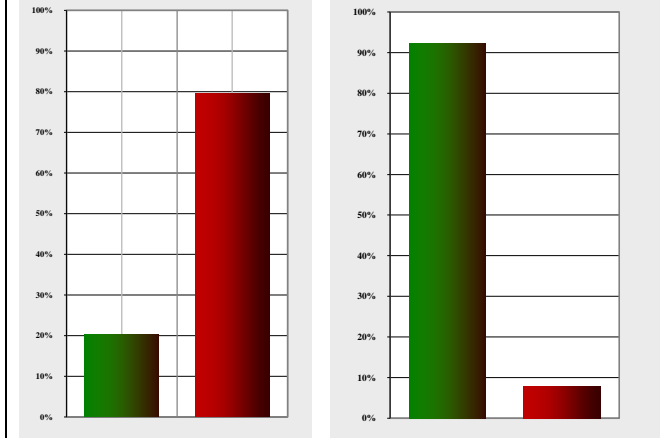
**Terms:** ▶ Min. Investment: \$25,000 ▶ Liquidity: Daily ▶ Transparency: Daily ▶ Mgmt Fee: 0.50%

### Hypothetical Backtest Performance (Jan-2008 to Sep-2022)\*

Cumulative Returns: Growth of \$100,000



Value of \$100,000 invested Jan 1, 2008*		Returns Analysis*	
S&P	GP	Period	
\$244,192	\$257,723	Annualized Compound Rate Of Return	
		YTD	-24.77%
		5 Years	7.31%
		10 Years	9.54%
		Since Jan 1, 2008	6.24%

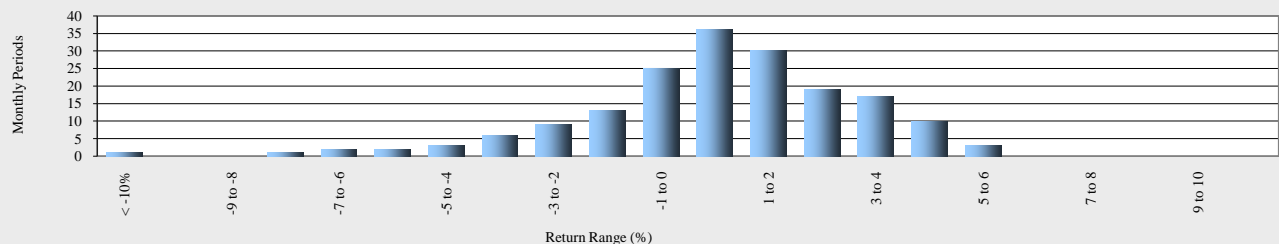


Risk / Return Statistics*		S&P	GP
% Profitable Months		61.54%	64.97%
Best Month		12.68%	5.83%
Worst Month		-16.94%	-10.18%
Average Monthly Gain (up months)		3.13%	1.99%
Average Monthly Loss (down months)		-3.89%	-2.06%
Average Monthly Return (all months)		0.43%	0.57%
% Profitable Quarters		69.49%	69.49%
Best Quarter		19.95%	9.21%
Worst Quarter		-22.56%	-11.32%
% Profitable Years		71.43%	85.71%
Best Year		29.60%	19.84%
Worst Year		-38.49%	-17.52%

Worst Drawdown (Loss) Depth Analysis*						
S&P	GP	Peak	Valley	Length	Recovery	Length
-49.94%	-26.74%	Dec-07	Feb-09	14 mo	Jan-13	61 mo
		Dec-07	Feb-09	14 mo	Oct-10	34 mo

### Distribution Of Monthly Returns



Green Pastures Wealth Management LLC \* P.O. Box 110475 50 Quality Street \* Trumbull, CT 06611

Phone 203.449.9889 \* lee@greenpastureswm.com \* www.greenpastureswm.com

See Attached Green Pastures All Weather 70 / 30 Model Disclosure

\*Investment returns and principal value will fluctuate, so that investors' shares, when sold, may be worth more or less than their original cost. All the above data represents model or hypothetical results.

Green Pastures All Weather 60/40 Model: Hypothetical backtest performance results (from 01/01/2008 to 09/30/2022) have certain inherent limitations. Model performance results from 01/01/2008 through 09/30/2022 do not reflect the performance of an actual client account but rather the performance of a model account.

Hypothetical backtest performance results assume a strategically managed blend of the following funds utilizing GPWM's All Weather strategic asset allocation investment strategy: (1) Vanguard 500 Index Fund Adm (VFIAX), (2) Vanguard Total Stock Market Index Adm (VTSMX), (3) Vanguard Dividend Growth Fund (VDIGX), (4) Vanguard Equity Income Fund Adm (VEIRX), (5) Vanguard Health Care Index Fund Adm (VHCIX), (6) Vanguard Consumer Staples Index Fund Adm (VCSAX), (7) Vanguard Utilities Index Fund Adm (VUIAX), (8) Vanguard Short-Term Inflation-Protected Securities Fund Adm (VTAPX), and (9) Vanguard Short-Term Bond Index Fund Adm (VBIRX). GPWM may invest in different mutual funds that have not been included in the hypothetical back-tested performance results.

Past performance results may not be indicative of future performance results and the performance of a specific individual client account may vary substantially from the model performance results presented due to differences in the timing of account start dates, investments, withdrawals, custodian fees and actual fees paid. No current or prospective client should assume that future performance results will be profitable or equal the model performance results reflected herein. Future performance results may be lower or higher than the performance data cited. Hypothetical back-tested performance results do not represent the results of actual trading but rather the results of the retroactive application of a model that was developed with the benefit of hindsight utilizing historical data. In addition, the hypothetical back-tested performance results may not reflect the impact that any material economic or market factors might have had on the adviser's decision-making if the adviser had actually been managing clients' money during that period. The performance results reflect the reinvestment of money market interest, dividends and other earnings and the deduction of the adviser's 0.50% management fee (paid quarterly in arrears) and the fees assessed directly by the underlying mutual funds but may be reduced by custodian fees and transaction fees. The market index data shown above are for purposes of indicating general stock market price movements during the periods shown and do not represent investment portfolios comparable to the Green Pastures All Weather 70 / 30 Model. The volatility of such indices used for comparison may be materially different from the volatility of the Green Pastures All Weather 70 / 30 Model due to differences in diversification and other factors. The performance of such indices is not an exact representation of any particular investment, as you cannot invest directly in an index. Such indices are unmanaged and do not reflect the impact of any management or performance fees. "GP" = Green Pastures All Weather 70 / 30 Model; "S&P" = S&P 500 Price Index. The information underlying the above data has been gathered from third party sources that we believe to be reliable; however, no guarantee can be made with respect to its accuracy. The information included herein is for general information purposes only and does not constitute an offer to sell or a solicitation of an offer to purchase any securities, nor a solicitation for the rendering of any investment advisory services. Please review the Green Pastures All Weather Models: Hypothetical Report Disclosure Statements before making an investment [Prospective investors should review, among other matters, the risks in considering an investment in the Green Pastures All Weather Models (see "Investment Risks").]. The performance results do not reflect the impact of taxes. Please carefully review the underlying mutual fund prospectuses for a complete description of fees and risks before investing, a copy of which is available from GPWM.

In the event that there has been a change in a client's financial position and the client's investment needs, goals and/or objectives, the client should promptly notify GPWM in writing if and when such information becomes incomplete or inaccurate. All performance results presented have been compiled solely by the advisor and have not been independently verified. A copy of GPWM's current disclosure statement on Part II of Form ADV and our Privacy Policy Notice are available upon request.

Green Pastures Wealth Management LLC \* P.O. Box 110475 50 Quality Street \* Trumbull, CT 06611  
Phone 203.449.9889 \* [lee@greenpastureswm.com](mailto:lee@greenpastureswm.com) \* [www.greenpastureswm.com](http://www.greenpastureswm.com)  
PAST PERFORMANCE IS NOT NECESSARILY INDICATIVE OF FUTURE PERFORMANCE