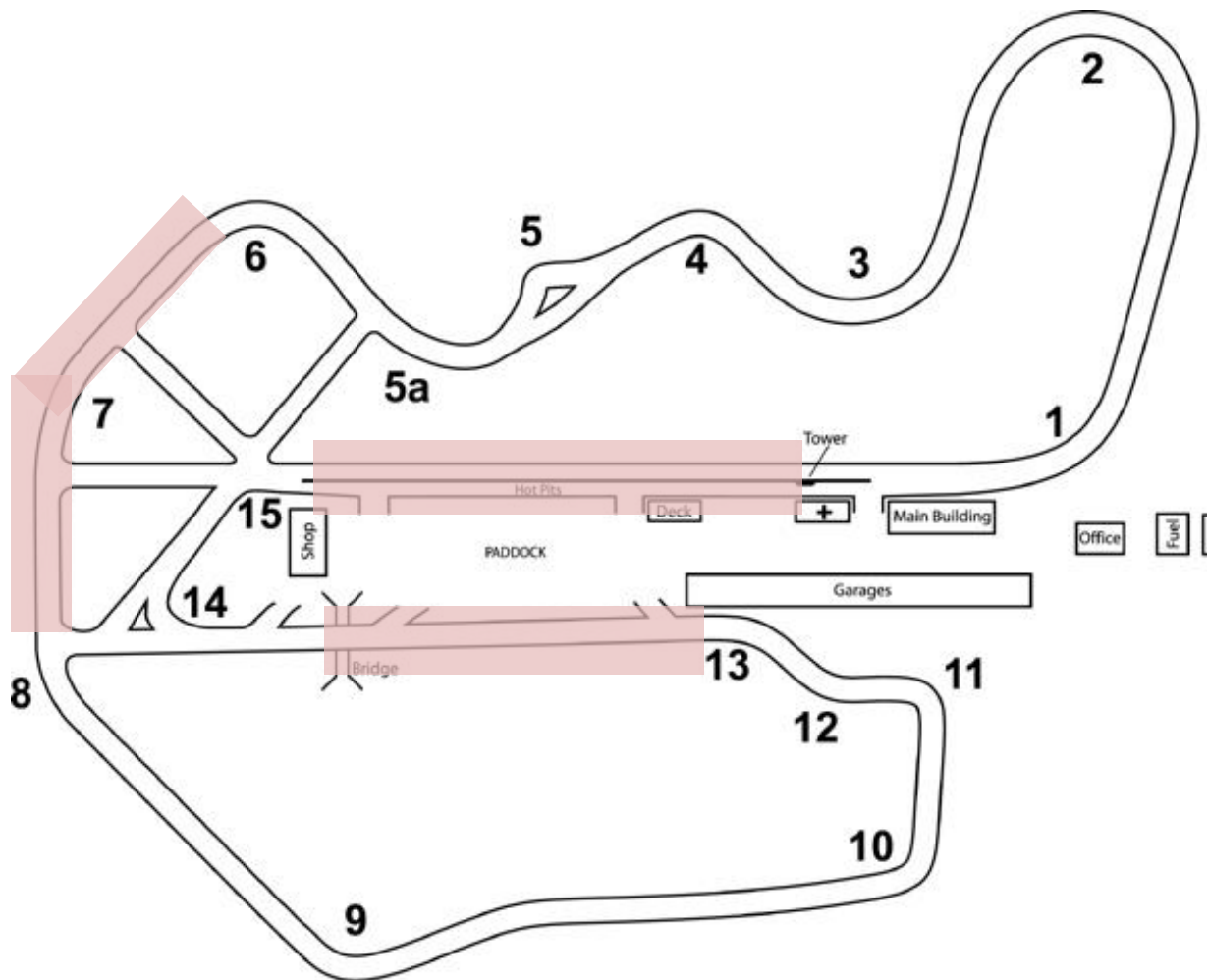
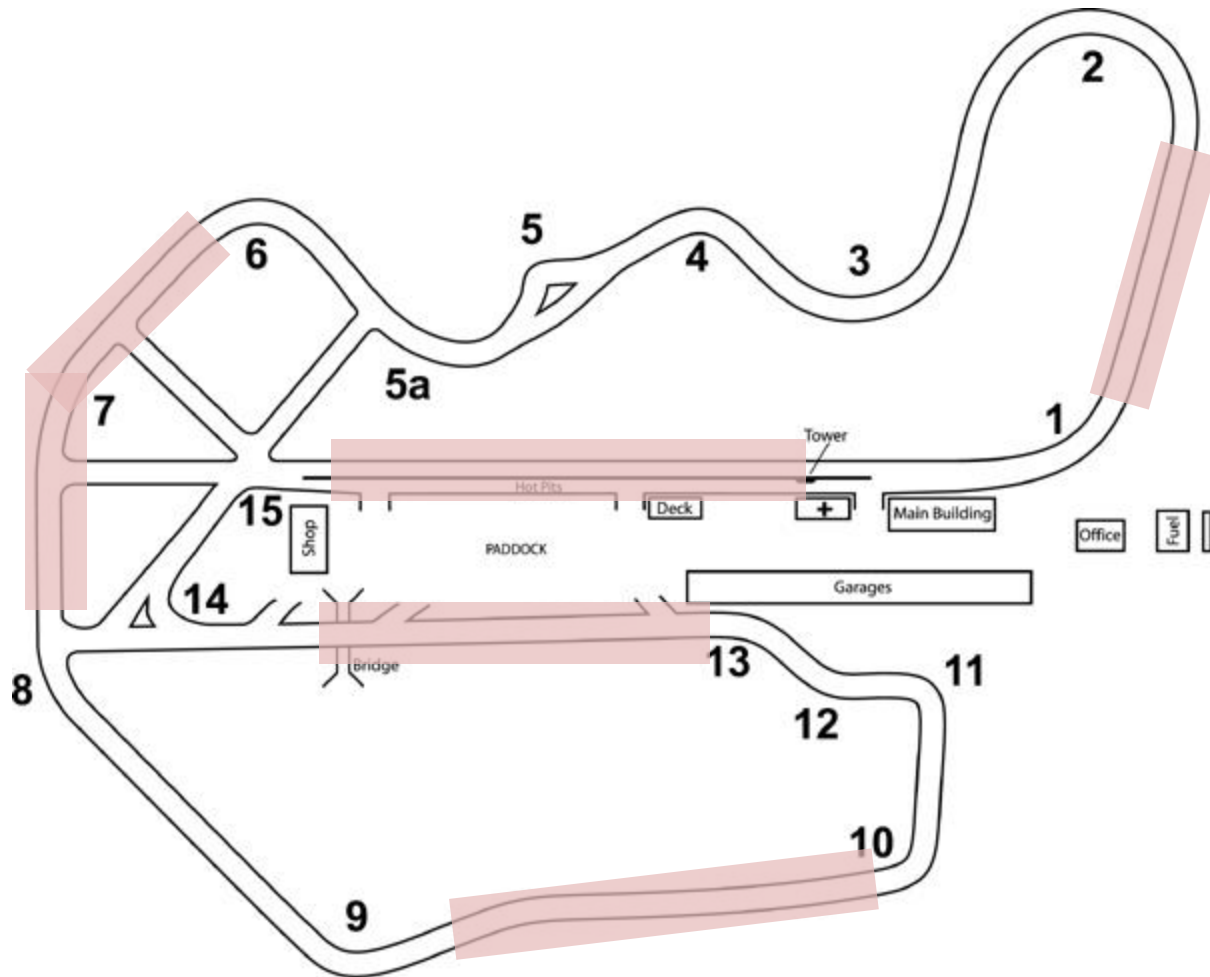


## A Group (Beginner) Passing Zones. LEFT SIDE ONLY WITH POINT-BY.



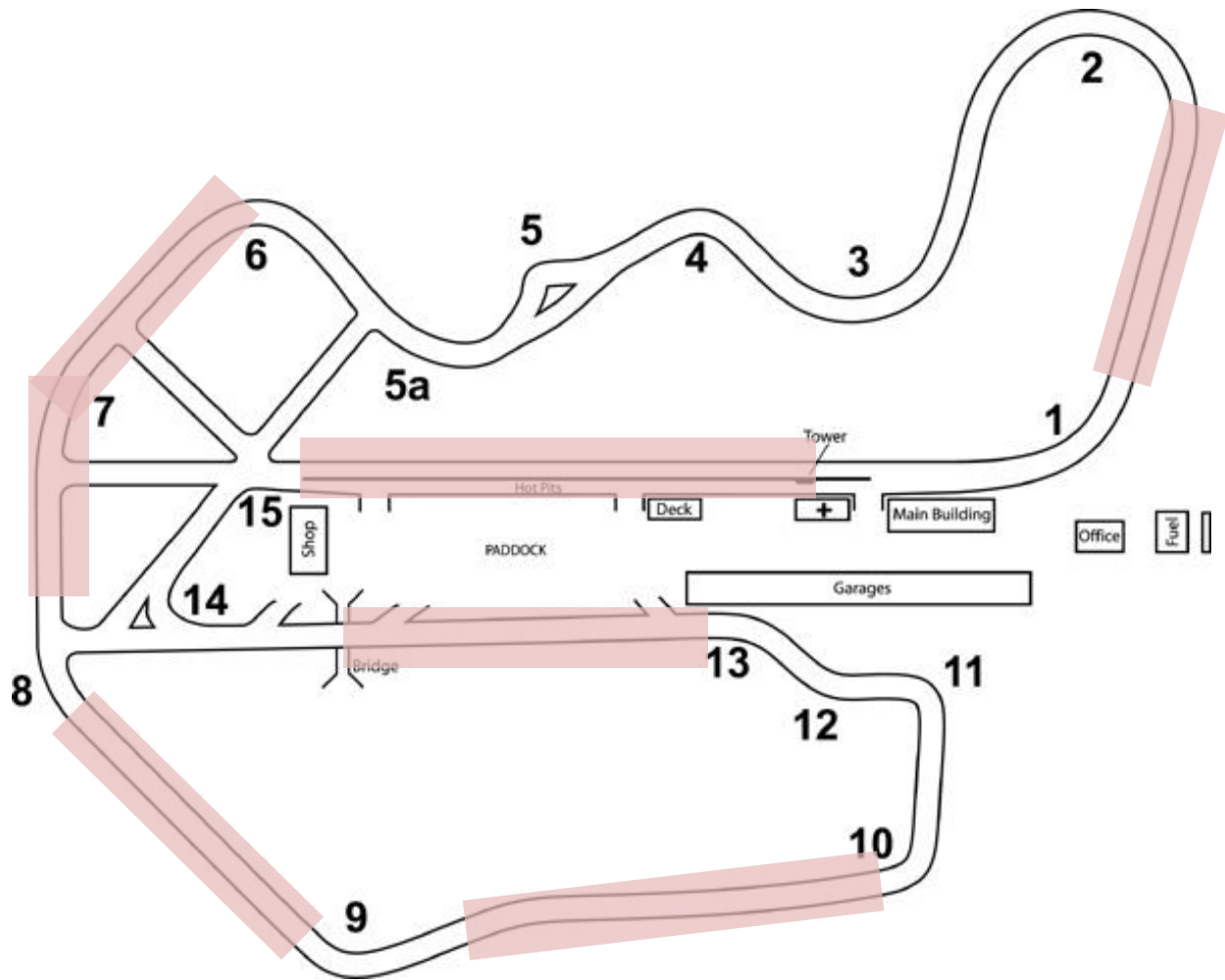
- **Passing is with a point-by on the left side.** One car per point-by. Passing must be completed by the start of the braking zone.
- **Car being passed:** Point the car by on the left side. Stay on your line. Back off on the throttle as needed to let the passing car by. Do not brake. **Only point-by where you are comfortable being passed.** If the car behind you chooses not to pass when pointed them by, they may not be comfortable passing you there. Check your mirrors and point the car by at the next opportunity.
- **Passing car:** It is your responsibility to complete a safe pass by the start of the braking zone. **If you are not comfortable taking the pass, don't take it.** Wait for the next point-by. You will go off-line to take the pass. Be aware that you may be off-line when starting your turn, so adjust your speed accordingly.

## Intermediate – B Group Passing Zones – LEFT SIDE ONLY WITH POINT-BY



- **Passing is with a point-by the left side.** One car per point-by. Passing must be completed by the start of the braking zone.
- **Car being passed:** Point the car by on the left side. Stay on your line. Back off on the throttle as needed to let the passing car by. Do not brake. **Only point-by where you are comfortable being passed.** If the car behind you chooses not to pass when pointed them by, they may not be comfortable passing you there. Check your mirrors and point the car by at the next opportunity.
- **Passing car:** It is your responsibility to complete a safe pass by the start of the braking zone. **If you are not comfortable taking the pass, don't take it.** Wait for the next point-by. You will go off-line to take the pass. Be aware that you may be off-line when starting your turn, so adjust your speed accordingly.

## Advanced C Group Passing Zones – EITHER SIDE WITH POINT-BY



## Advanced C Group Passing Zones – EITHER SIDE WITH POINT-BY

- **Passing is with a point-by on either side.** One car per point-by. Passing must be completed by the start of the next braking zone.
- **Car being passed:** Point the car by on either side. Stay on your line. Back off on the throttle as needed to let the passing car by. Do not brake. **Only point-by where you are comfortable being passed.** If the car behind you chooses not to pass when pointed them by, they may not be comfortable passing you there. Check your mirrors and point the car by at the next opportunity.
- **Passing car:** It is your responsibility to complete a safe pass by the start of the braking zone. **If you are not comfortable taking the pass, don't take it.** Wait for the next point-by. You will go off-line to take the pass. Be aware that you may be off-line when starting your turn, so adjust your speed accordingly.