


Masterpiece Heirloom Scenes

All items, unless specifically requested, will come cut out to light up. If you want a different cut-out pattern from that shown, please notify us when ordering.

Instructions on ordering: The Masterpiece Heirloom Series scenes are made by stacking items from different numerical sets.


For medium displays, first choose your base: (either TBM-182 or TBM-199), then select one item from the TBM-183 sets and one item from the TBM-184 sets.

To make larger winter sets, use base TBM-186, scenic front TBM-187, and **two** from the TBM-183 sets. To make larger sets for other seasons, use base TBM-197 and **two** from the TBM-183 sets.

Item Number	Description	Size (Inches)	Bisque
Bases for Medium Scenes			
TBM-182	Medium Smooth Base for all TBM-183 & TBM-184 Pieces (sold separately)	1.5 Tall by 10 Wide	15.00
TBM-199	 <p style="text-align: center;">183N, 184I, 199</p>	4 by 10.5	22.50
	Nature Base for all 183 & 184 Scenes (sold separately)		

Bases for Large Scenes


TBM-186



37.50

Mountain Base for TBM-183E (Colonial Winter Lightup) or TBM-183F (Mountain Train Lightup)

TBM-197




3 High by
16 Long

37.50

Countryside Base for TBM-183I, 183J, & 183K

183 Sets (Select **one** for medium displays or **two** for a large display)

TBM-183B




7.5 Tall by
10 Wide

25.00

Winter Valley Lightup (Shown with TBM-184I and
TBM-199 base, sold separately)

TBM-183C



7 Tall by 10
Wide

25.00

Alpine Spring Lightup (Shown with TBM-184C and
base, sold separately)

TBM-183D




7.5 Tall by
10 Wide

25.00

Boatyard Village Lightup (shown with TBM-184G
and base sold separately)

TBM-183E




7.5 Tall by
10 Wide

25.00

Colonial Winter Lightup (shown with TBM-184B
and TBM-199, sold separately)

Mountain Adventure



TBM-183F

7.5 Tall by
10 Wide

25.00

183F, 184B, 199

Mountain Train Lightup (shown with TBM-184B
and TBM-199, sold separately)

TBM-183I




7.5 Tall by
10 Wide

25.00

Watermill Lightup (shown with TBM-184F [not
currently available] and base, sold separately)

TBM-183J




7.5 Tall by
11 Wide

25.00

American Countryside Lightup (Scenic front and base sold separately)

TBM-183L




5 High by
10 Long

25.00

Boat & Marina Lightup

ge

TBM-183K




13 by 10

30.00

Large Lighthouse Lightup (Base and Scenic Front
sold Separately)

TBM-183M



11 by 10.5

25.00

183M, 184H, 199
Winter Church Lightup (TBM-199 Base and TBM-184H Scenic Front sold Separately)

TBM-183P




10 by 10

25.00

Medium Lighthouse Lightup (Base and Scenic Front sold Separately)

Scenic Fronts for Medium Scenes

*Mountain
Adventure*



TBM-184B


3.5 Tall by
10 Wide

10.00

183E, 184B, 199

Scenic Front for any Winter Scenes (shown in
forefront)

TBM-184C

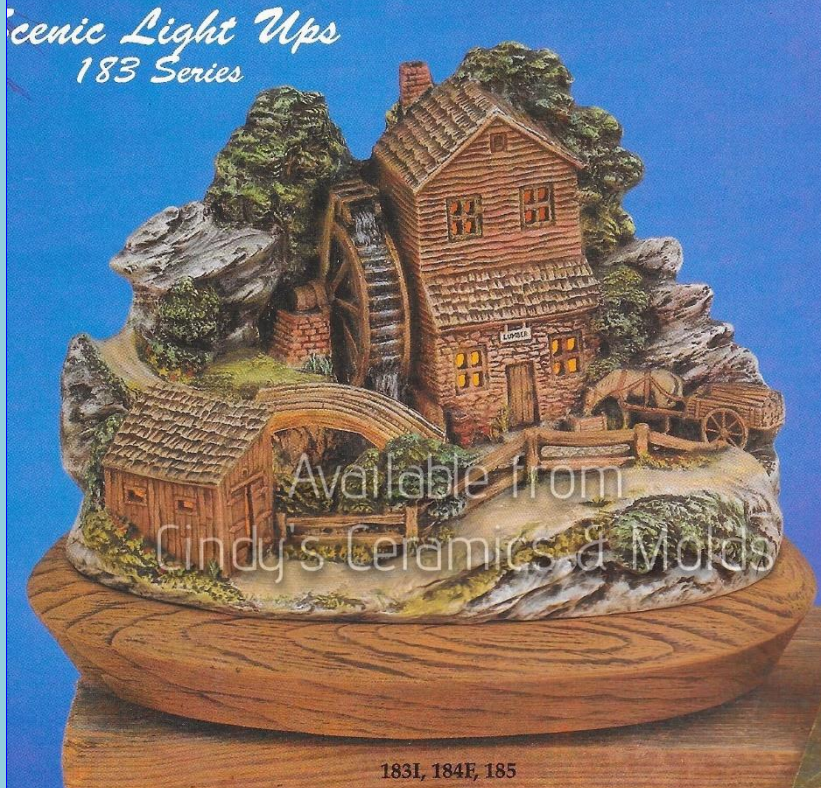


3 Tall by 10
Wide

10.00

Scenic Front for TBM-183C Alpine Spring Lightup
(Shown in front of river)

TBM-184F



3 Tall by 10
Long

10.00

Fence Front for TBM-183I & TBM-183J

TBM-184G




3 Tall by 10
Wide

10.00

Scenic Front for all Nautical Scenes (shown in front
of lighthouse and water)

TBM-184H




5 Tall by 10
Long

15.00

Lamplighter Scenic Front for Scenes (shown in
front of Church)

TBM-184I



183N, 184I, 199

3.5 Tall by
10 Wide

10.00

Horse and Carriage Scenic Front for 183F (shown
with 183N, not currently available)

TBM-184K




3 by 10

12.00

Scenic Front for Boat Workyard (shown above,
Medium Lighthouse and Base sold Separately)

Scenic Fronts for Large Scenes

TBM-187

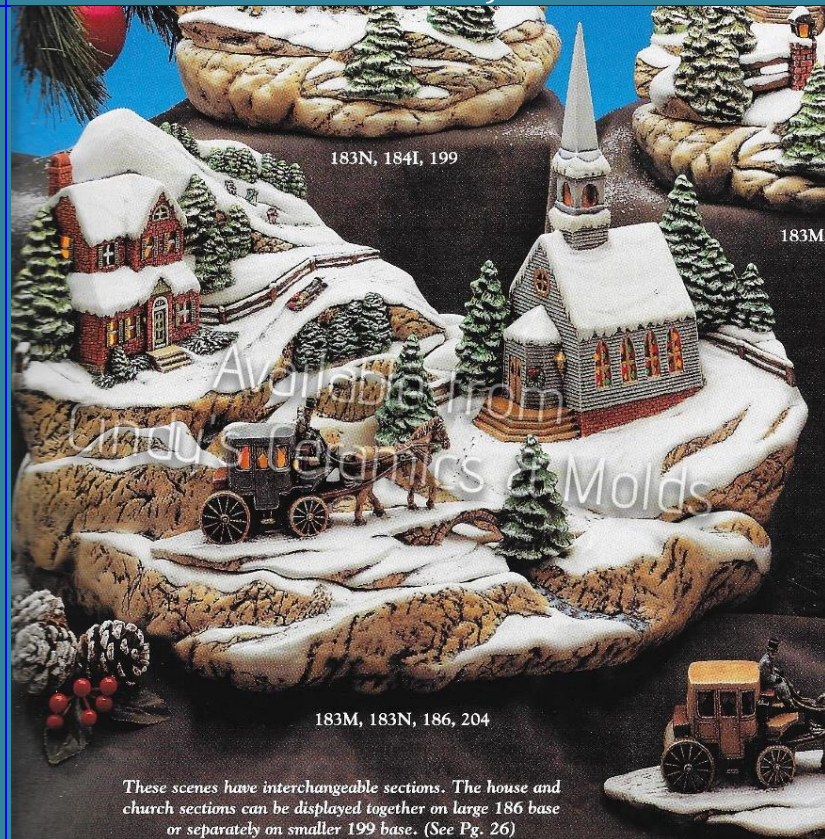


4 High by
8.5 Wide

12.40

Church & Covered Bridge for TBM-186 (shown in
forefront)

TBM-204



4.5 Tall

17.50

Winter Coach for TBM-186 Base (shown in the
front of the scene; This requires all items listed in
this picture to create this scene)

Small Scenes

TBM-195A




Available from
Cindy's Ceramics & Molds

5 High by 5
Wide

20.00

Winter Cabin Small Lightup

TBM-195F




5.5 by 5

20.00

Small Lightup Lighthouse Scene (requires no additional bases or scenic fronts)

TBM-195H



5.5 by 5

20.00

Watermill Small Lightup (requires no additional bases or scenic fronts)

<p>TBM-195I</p>		<p>6 by 5</p>	<p>20.00</p>
<p>Winter Church Small Lightup (requires no additional bases or scenic fronts)</p>			
<p>Icy Winter Scenes/ Swimmingly Summer Scene</p>			
<p>TBM-300</p>	<p>Base for 300 & 303 Scenes (shown below)</p>	<p>2.5 by 7</p>	<p>15.00</p>
<p>TBM-301A</p>		<p>10 by 7.5</p>	<p>25.00</p>
<p>Icy Church Lightup (shown finished two different ways atop TBM-300, sold separately)</p>			

TBM-301B



Icy Watermill Lightup (shown finished two different ways atop TBM-300, sold separately)

9 by 7

25.00

TBM-301C



Dolphin Lightup
(Rests atop TBM-300 to light up, sold separately)

7 by 9.5

25.00

TBM-301D



11.5 by 7

27.50

Icy Lighthouse Lightup (shown finished two different ways atop TBM-300, sold separately)