

---

# AS THE WOOD TURNS

**June 2012 - Issue number 179 - Minutes of the May 22, 2012**

## **MSSWT next “Hands On” will be June 9 from 10:00AM to Noon**

We invite beginning turners to a learning opportunity at the next Hands On. This instruction will be one on one. Spindle or bowl turning techniques will be covered. The program is somewhat limited by number of lathes available so please reserve your lathe with David Rice at [dergas5@aol.com](mailto:dergas5@aol.com). There will also be lathes available that day, as usual, for members wanting to work on their own projects.

## **Summer Party: July 28<sup>th</sup>, Saturday at Nigel’s**

On Saturday, May 20, the club had a “hands-on” session.




Some of the activities included Nigel Howe, Ken Whiting, and Ben Natale reviewing use of jam chuck, Paul O’ Neil & Richard Smith and Jeff Keller & Bob Courchesne (a new member from Hingham who joined at the April meeting) worked on bowl turning, Ian Manley separated glass goblets from their stems for next months demo, Dave Rice showed Glenn Schaefer how to make pens on a lathe, Wayne Miller showed how to refurbishing our lathe beds to make them easier to use.

Jeff began the meeting by suggesting that the club compile and send a list of lathes for sale (and items wanted) to members since several turners are in the process of looking for a lathe.

Nigel reported that the Abington Library thanks us for our exhibit of turnings that were on display and would like to repeat this next year. With that in mind, the set up would be for February and March of 2013. We would like to have something from each member on display if possible.

Bob Allen added that the James Library wants us back in early February of 2013.

<p><b>2012 MSSW Officers</b></p> <p><b>President-</b> Nigel Howe (508) 537-3394 <a href="mailto:nbhturnings@yahoo.com">nbhturnings@yahoo.com</a></p> <p><b>Vice president</b> Bob Allen (781) 934-9583 <a href="mailto:trn3345@gmail.com">trn3345@gmail.com</a></p> <p><b>Treasurer</b> Wayne Miller (781)784-7820 <a href="mailto:wayne33@planetzaide.com">wayne33@planetzaide.com</a></p> <p><b>Secretary</b> Jeff Keller (781) 878-7310 <a href="mailto:jkeller@nerej.com">jkeller@nerej.com</a></p> <p><b>Librarian</b> Charles Rosen (781) 848-6589 <a href="mailto:charlesrosen@comcast.net">charlesrosen@comcast.net</a></p>		<p><b>Next Meeting</b></p> <p><b>Tuesday, June 26, 2012 at 7:00P.M.</b> at Hank Cahill’s <i>Dust Bowl</i></p> <p><b>Refreshments ....by ??</b></p> <p><b>Member Challenge</b> -make a tool handle. Bring the finished product to the meeting attached to the tool of your choice.</p> <p><b>Demonstration</b> – Dennis Daudelin on making wood stem wine goblets</p> <p><b>Web site:</b> <a href="http://www.msswt.org/">http://www.msswt.org/</a></p>
---	---	--

Wayne reported that as of the end of April we have \$1725 in the general fund and \$503 in the tool fund giving us a total of \$2232 in the bank. Membership cards are available to paid up members (\$40 annual dues). Raffle tickets for the David Ellsworth natural edge bowl are still available at \$5.00 each with the drawing to take place at next month's summer party at Nigel's house.

Charlie was absent so there was no library report.

Nigel mentioned that with regard to the club website, we need someone to help Charlie or take it over as it needs to be maintained with adding files, photos, links and so on.

Nigel then said that he received a call from Dietrich Kuhls at the Revolutionary Turners regarding the Marshfield Fair which will be held from August 17<sup>th</sup> through the 26<sup>th</sup>. They would like for us to help them out with their booth at the show, or possibly take it over completely. The show runs 12 hours a day for 9 days. There are two shifts a day, something like 10 am to 4 pm and 4 to 10 pm. They would like to us to staff a couple of shifts. There is no space fee for selling turned items because turning is considered entertainment at the fair. The booth is located right at the main entrance. For more information on the show you can go online and Google "Marshfield Fair". Six members volunteered.

Ken reminded us that with regard to the South Shore Arts festival in Cohasset on Father's day weekend June 15<sup>th</sup>, 16<sup>th</sup> and 17<sup>th</sup> that we need 4-5 more people to sign up for the event. Exhibit hours of the show are: 2-7pm Friday, 10 am- 7 pm Saturday and noon until 5pm Sunday. You must be an AAW member to demonstrate on a lathe. The cost is \$330 for the event divided between the number of people who display or sell their products.

Ken told us about Delta having sold their service business to Porter Cable and their service agreement has dissolved. So he was stuck with a broken Delta lathe with an electrical problem. Porter Cable wanted \$800 for a new switch rather than test the old one. Ken said that Nigel set him up with an electrician who determined that it was just dust in the switch causing the problem. The electrician charged only \$40 to fix it.

David Rice announced that he and Jim Flannery are putting together a garage sale for Nigel's party consisting of tools for sale as donated by club members. You can bring the tool or if it is large, submit a photo. Put a sticker on the item identifying it as yours with a price and you can negotiate a sale price with the perspective buyer at the cookout. He suggests a 10% fee back to the club upon completion of the sale of the item.

Nigel's party starts at 10 am on the 28<sup>th</sup> of July and goes until everyone leaves. There will be grilles and tents set up. This will be like a regular hands on (with lathes available) but with spouses or guests. This will also take the place of the regular July club meeting.

Michael Veno reported that he had checked into a club banner for shows and found that we could buy a rectangular shaped one with the club name and two logos on either side for about \$200.

### Show & Tell-





Michael Veno shows us his spalted Box Elder vase with a natural edge and two tops he made for his kids.



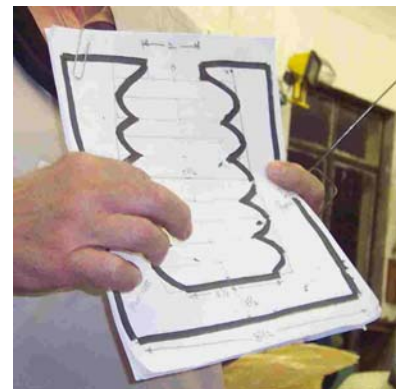
Paul O'Neil holds up a Walnut bowl with a bevelled edge of the secondary wood and a rolled edge Sassafras bowl finished with Wipe On Poly



Ken is holding a piece of driftwood from the North River which he bleached & roughed up the surface instead of sanding for a textured look.



Ken is making a mold for a glassblower client to insert molten glass into and then inflate into the inner shape as shown by his drawing



Lenny holds up one of a pair of miniature bone candlesticks.



Len had a locust bowl with holes in the rim for copper wire which did not cooperate in making a nice decoration.





Nigel a Black Walnut hollow form turned with homemade tools finished with Tung oil and mineral spirits and an Oak burl bowl (One of his smallest ever turnings?)



Andy has a serious oak burl platter w/green Inlaid and a semi gloss finish - used a vacuum chuck to hold the front while finishing the back



Steve Wiseman holds a small Cherry vase with a natural edge



Wally Kemp showed us a Maple bowl that was possibly Ambrosia Maple.



Bill George holding a natural edge bowl decorated with red anniline dye



Sidney Katz showing an attractive looking Maple burl bowl and a Maple plate he turned and removed scratches from with the use of #0000 steel wool.



Mal holding two exercise spindles used in turning fins to scale for the Gnome engine project. He also used different materials to fill the cracks with color



Ben Natale holding a 3 inch candlestand with base turned from Maple burl, a Cherry burl box with a bee hive knob on top, and an Ambrosia Maple bowl

### Demonstration



Nigel displays one of the turning tools



Turning the handle between centers



2 of Nigel's turning tools ala David Ellsworth

The demonstration was on how to make your own turning tools ala David Ellsworth by Nigel. He started out by saying that you first need to decide what you will make. Begin by turning the handle between centers on the lathe. Leave a gap for fitting the lashing (some people use ferrules in place of lashing).




This tool will have a small metal cutter in the end. When sharpening the cutter, he recommends cutting the cutter in half to start with on the edge of the grinding wheel. The cut can then be sharpened to a point. The tool bits rod's end can be rounded on the grinder. Once the end is rounded, pick a drill bit slightly larger (or equal) to the rounded end and drill a hole in the metal handle. The sharpened tool bit will be fastened in place using medium thick CA glue

Nigel has made a separate tool to hold the cutter for grinding the edge and had a few extras for sale for \$10 each

Mark the center with a punch to hold the bit when you start drilling it out. This is using oil hardening tool steel for the rod. You need to drill about a quarter of an inch to hold the cutting bit. The demo model was to have a bent end holding the cutter (some are straight).



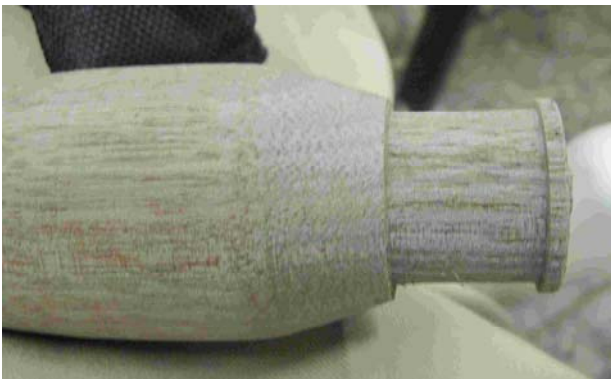
Bending the end by heating it with MAP gas



A bent shaft

Nigel showed how to put a slight bend in the end by heating it with MAP gas (the yellow cylinder). Use only an inch and a half or so to bend. After heating, and while still hot!!, the end can be inserted into a plumber's nipple to bend.

Next cut the rod by using a hacksaw or a Dremel tool about 6-7" from the end for the handle. About 2 inches will be imbedded into the handle. Now drill the handle. Place an elastic/rubber band on the bit to act as a depth gauge. Next using Loctite epoxy, (two part epoxy) which sets up in five minutes, cement the rod into the handle.



Lash the ferrule by using string wrapped around the gap between the handle and the rod. Glue the cutter into the end of the steel rod using CA glue.

Make sure the cutter is positioned the way you will want to use it. By using CA glue, when the cutter wears down it will be easy to heat it and replace with a new one. If the tool chatters, the cutter is either too long or the tip is dull.

## Coming events

**Summer Party: July 28<sup>th</sup>, Saturday at Nigel's**

Dennis Daudelin will be demonstrating how to turn wood stemmed wine glasses at the June 26<sup>th</sup> meeting.

CNEW is hosting Binh Pho on Sept 6 (piercing in Worcester).

New dates for David Ellsworth's demo are April 6<sup>th</sup> and 7<sup>th</sup> 2013.

Jimmy Clewes will be here October 27<sup>th</sup> and 28<sup>th</sup> 2013

AAW Segmenting Symposium, Lake Tahoe October 2012