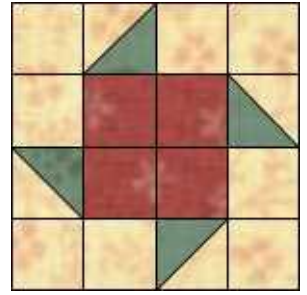


Block of the Month ~ June 2016

Block Size: 12 1/2" x 12 1/2"

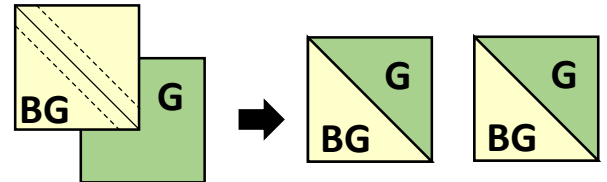
"Pinwheel"

Directions make one block.

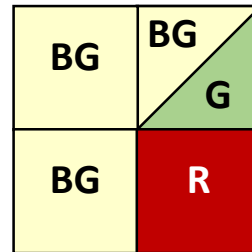


Fabric	Amount	Cuts
Red (R)	Fat eighth	Four 3 1/2" squares
Green (G)	Fat eighth	Two 3 7/8" squares
Background (BG)	Fat quarter	Two 3 7/8" squares; eight 3 1/2" squares

Step 1: Make four half-square triangles using the green and background 3 7/8" squares. Each HST will measure 3 1/2" square.



Step 2: Make four units in this configuration:
Each unit will measure 6 1/2" square.



Step 3: Put it all together!

