

SUBMITTED BY: _____

DATE: _____



**RESIDENTIAL & MULTIFAMILY
BUILDING PERMIT APPLICATION**

ADDRESS: 415 W. UNIVERSITY DR. (PO BOX 1079), Edinburg TX 78540

PHONE (956) 388-8203 Fax (956) 292-2080

PERMIT NO.: _____ DATE ISSUED: _____

COMPLETE: _____

INCOMPLETE: _____

APPROVED BY: _____

GENERAL CONTRACTOR _____

PHONE NO. _____

ADDRESS _____

() - (OFFICE)

CITY, STATE & ZIP _____

() - (MOBILE)

EMAIL ADDRESS _____

PROJECT SITE ADDRESS: _____

IMPROVEMENT
VALUE \$ _____

LOT(S): _____ BLOCK: _____ SUBDIVISION: _____ SUBD. GATE CODE _____

SCOPE OF WORK: _____

____ NEW ____ ADDITION ____ REMODEL ____ REPAIR ____ FENCE **DEMOLITION (NEED APPROVAL: SWD)**

PLEASE CHECK ONE: RESIDENTIAL ____ MULTI-FAMILY ____

TOTAL BLDG SQ FT _____ SQ FT LIVING _____ # PARKING SPACE _____ SQ FT LOT _____ LOT FRONT _____ FLOOR ELEVATION ABOVE TOP OF CURB _____

NO. OF UNITS _____ NO. OF FLOORS _____ NO. OF BDRMS _____ NO. OF BATHRMS _____ SQ FT CARPORT _____ FLOOD ZONE _____ BLDG. HEIGHT _____

BUILDING DISTANCE FROM PROPERTY LINES

FRONT SIDE REAR SIDE

FOUNDATION	EXT WALLS	INTERIOR WALL	ROOF	OTHER CONDITIONS
__ CONCRETE SLAB	__ MASONRY VENEER	__ SHEETROCK	__ ROOF SHINGLES	__ PUBLIC SIDEWALK
__ CONCRETE PIER	__ MASONRY SOLID	__ PANEL	__ COMPOSITION	__ CORNER LOT
__ CONCRETE BLOCK	__ METAL SIDING	__ SEALED	__ METAL	__ CUL-DE-SAC
__ CONCRETE BEAM	__ COMPOSITION	__ TEXTONE	__ CLAY TILE	__ OTHER _____

OWNER: _____ PHONE NO. () - _____

ADDRESS: _____ MOBILE NO. () - _____

CITY: _____ STATE _____ ZIP _____

OFFICE USE ONLY

PERMIT FEE \$ _____

PARKLAND FEE \$ _____

TOTAL PERMIT FEE \$ _____

EFFECTIVE IMMEDIATELY

PROJET CT ID:

Inspections requested between 8:00 A.M to 11:30 A.M will be conducted that same afternoon (time permitting).

Inspections requested between 11:31 A.M to 4:30 P.M will be conducted the following (business) morning (time permitting).

The Code Enforcement Department would like to inform the general public as well all construction contractors of our plan submittal process.

The following items will need to be turned in when submitting a plan for Apartments, Duplex's, Residential Construction, Remodeling and Additions.

CODE'S USED

2012 International Residential Code 2012 International Plumbing Code 2012 International Mechanical Code
 2009 International Energy Code 2008 National Electrical Code 2012 International Wildlife-Urban Interface Code

Site Plan : Dimensions	
<input type="checkbox"/> One (1) set to scale 8 ½ X 11	<input type="checkbox"/> Final Submittal approval required (PDF- CD or E-Mailed)
<input type="checkbox"/> Foot print of the proposed structure and all existing building and distance to proposed structure.	<input type="checkbox"/> Driveway or Parking Layout (with Dimensions)
<input type="checkbox"/> Front Building Setback	<input type="checkbox"/> Existing conditions or structure (If applicable)
<input type="checkbox"/> Rear Building Setback	<input type="checkbox"/> Show north arrow
<input type="checkbox"/> Side Building Setback <u>Circle applied direction</u> north / west _____ south / east _____ front _____ rear _____	<input type="checkbox"/> Indicate all easements on the site plan
<input type="checkbox"/> Accessory structure location, if applicable	<input type="checkbox"/> Location of water service, gas and sewer to be installed. (must call 1-800-344-8377 before digging is started)
Building Documents: One (1) copy to be drawn to scale and dimensioned with the Following:	
<input type="checkbox"/> Front Elevation <input type="checkbox"/> Rear Elevation <input type="checkbox"/> Sides Elevation	
<input type="checkbox"/> Cross section detail specifically for the structure	
<input type="checkbox"/> Label wall section indicating materials and stud spacing	
<input type="checkbox"/> Roof covering 905 IRC	
<input type="checkbox"/> Foundation Plans with following: Footing size, depth and width Minimum 12" below grade. 403 IRC Foundation Details, Steel placement and size (NOTE: Post Tension Slab require, location of cables and calculations with engineer seal)	
<input type="checkbox"/> Framing details (bracing as per 2012 IRC (if using engineered trusses, provide engineering details of trusses to be used, along with a layout plan showing location of trusses. (requires engineer seal)	
<input type="checkbox"/> Roof plan showing / slope, venting location (Soffit, Air Hawks and Ridge Vents)	
<input type="checkbox"/> Size span and support of all beams and headers	<input type="checkbox"/> Exterior finishes: example (brick, wood siding)
<input type="checkbox"/> Insulation type and R factor for walls, ceilings	<input type="checkbox"/> Attic Calculations
<input type="checkbox"/> Water heater location and installation details	<input type="checkbox"/> A/C location and installation details
Stair Details: (Interior and Exterior)	
<input type="checkbox"/> Rise maximum 7 ¾" and Tread minimum 10" for residential	
<input type="checkbox"/> Stairway with location & height 36" for residential	<input type="checkbox"/> Headroom 6' – 8"
<input type="checkbox"/> Handrails and Guardrails RR 315.1 & RR 316.1	<input type="checkbox"/> The above stair details are specific to this plan (not typical drawings)

Floor Plans	
<input type="checkbox"/> Layout of main floor with all rooms labeled <input type="checkbox"/> Door sizes <input type="checkbox"/> Attic and crawl spaces access locations labeled and size	<input type="checkbox"/> Layout of secondary floors with all rooms labeled <input type="checkbox"/> Window sizes <input type="checkbox"/> Dash lines indicating ceiling heights and shape
Electrical Details	
<input type="checkbox"/> Service panel location <input type="checkbox"/> Smoke alarm locations	<input type="checkbox"/> All lights, switches, and receptacles <input type="checkbox"/> Exhaust Fan (restroom(s))
Plumbing Details	
<input type="checkbox"/> Furnace location and size	<input type="checkbox"/> All fuel gas locations
Energy Compliance Report and Checklist: 2009 IECC (13 SEER or HIGHER)	
Wind Storm Compliance	
<input type="checkbox"/> Wall Bracing Plan & Details <input type="checkbox"/> Engineer Sealed	
Notes:	
<hr/> <hr/>	

OWNER/CONTRACTOR IS RESPONSIBLE TO SCHEDULE ANY AND ALL REQUIRED INSPECTIONS. IF YOU HAVE ANY QUESTIONS PLEASE CONTACT THE PERMITS DEPARTMENT AT 956-388-8203.

CONTRACTOR NEEDS TO SUBMIT GENERAL LIABILITY INSURANCE OR SURETY BOND.

I hereby certify that I have read and examined this document and know the same to be true and correct. All provisions of laws and ordinances governing this type of work will be complied with whether specified herein or not. Granting of a permit does not presume to give authority to violate or cancel the provisions of any other state or local law regulating construction or the performance of construction

REVIEWER/INSPECTOR _____ DATE _____

AGENT/OWNER _____ DATE _____

(DEMOLITION) SOLIDWASTE APPROVAL: _____ DATE: _____


**TURN PAGE OVER TO DRAW SITE PLAN
***** APPLIES TO MINOR IMPROVEMENTS ONLY*******



SITE PLAN AND FLOOR PLAN IS REQUIRED

P.O. Box 1079 Edinburg, TX 78540
(956) 388-8203 fax(956)292-2080
www.cityofedinburg.com

REAR



*****IRREGULAR LOTS WILL BE REQUIRED TO SUBMIT A SURVEY*****

FRONT

List of Stormwater Requirements for Residential Construction

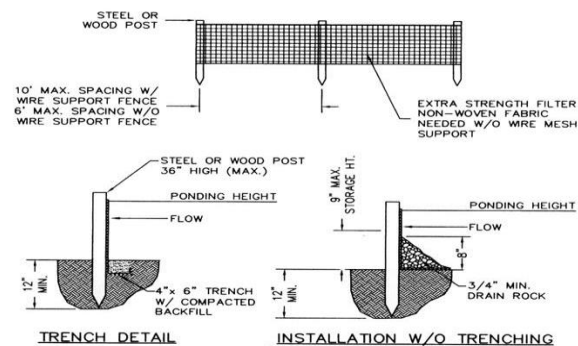
During Construction:

1. Contractor will Maintain Good Housekeeping practices. Examples, cleaning of dirt, silt, mud, and construction materials on and off of project site.
2. Silt Fence is required around and in front of property, Silt fence will keep runoff and debris from flowing and blowing onto street.
3. Contractor will keep all vehicles from coming on and off of site. Tracking mud, sand, and dirt are a Violation of city Ordinance (Ordinance # 2010-3464) and under the City of Edinburg's State Permit TXR040323. Routine Stormwater inspection will be conducted, if contractor continues to be in violation of tracking mud, sand, and dirt onto city streets, the contractor will be required to install a rock entrance, or can be issued a stop work order with a citation up to \$2,000 under the Texas Code of Criminal Procedure Article 4.14 and Texas Government Code Section 29.003.
4. Contractor is required to have a dumpster on project site. 4x8 plywood dumpster is allowed, unless the contractor wishes to have a commercial dumpster.
5. Contractor will assure that all paved surfaces will be swept as needed after the work day is completed. Using water to wash paved surfaces is not allowed and is prohibited.
6. Contractor will assure that all concrete wash outs will be washed on assigned wash out area. If dumped on city property or streets, citation will be issued to contractor and concrete facility. It is the contractor's responsibility for having a designated area for all wash outs.
7. Inlet protection needed if storm drain is close to project site.

Post-Construction:

1. Contractor will assure that all BMPs will not be taken down until 70% of vegetation is installed. All BMPs will be maintained during the duration of the construction.
2. Contractor will continue to Maintain Good Housekeeping practice
3. Contractor will not leave any construction material on street or any city right a-way. In addition, contractors will assign a cleanup crew for street and curbs after the work day is complete.

Failure to meet these requirements will and can result on a stop work order and/or citation. If you have any questions, please feel free to contact the Stormwater Inspector Robert Valenzuela at (956) 388-8211. rvalenzuela@cityofedinburg.com or Cell phone 956-250-7767



Silt Fence Required!

Lista de requisitos para la construccion residencial

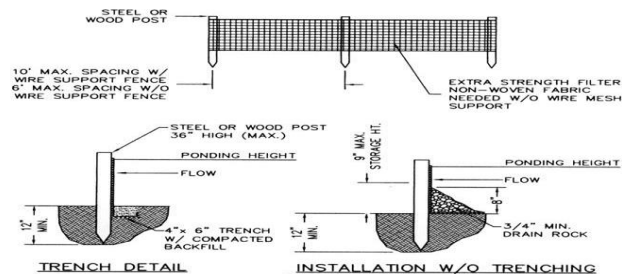
Durante la construccion:

1. El contratista debe mantener buenas practicas de limpieza. Por ejemplo: limpieza de limo, lodo y materiales para contruccion dentro y fuera del sitio del Proyecto.
2. Se requiere cerca de limo alrededor y delante de la propiedad, la cerca de limo evitara que la escorrentia y los escombros fluyan y soplen hacia la calle.
3. El contratista debe mantener a todos los vehiculos fuera y dentro del sitio. El rastreo de lodo, arena, y suciedad son una violacion de la ordinance de la ciudad. (Ordinanza #2010-3464) y de bajo del permiso estatal de la ciudad de Edinburg TXR040323. Una inspeccion de rutina sera conducida si el contratista sigue violando las reglas, el contratista tendra que instalar una entrada de rocas, o se puede emitir una orden para parar el trabajo con una citacion de hasta \$2,000 bajo el codigo de Texas de procedimiento penal del gobierno seccion 29.003.
4. El contratista esta obligado a tener un contenedor de basura en el sitio de contruccion. El contenedor debe tener las medidas de 4X8, un contenedor de madera contrachapada esta permitido, a menos que el contratista desee tener un contenedor comercial.
5. El contratista debe asegurarse que todas las sonas pavimentadas esten limpias despues de aver terminado con el trabajo del dia. El uso de agua para limpiar no esta permitido.
6. El contratista debe asegurarse de que todas las sonas pavimentadas sean limpiadas apropiadamente. Si se vierten en las propiedades o calles de la ciudad, se emitara la citacion a el contratista. Es responsabilidad de el contratista de tener areas designadas para todo tipo de materiales y objetos usados para el trabajo.
7. Se necesita proteccion de entrada si el drenaje de tormentas esta cerca del sitio del proyecto.

Despues de la construccion:

1. El contratista debe asegurarse que todos los BMPs no se quitaran asta que el 70% de vegetacion este instalada. Todos los BMPs estaran instaladas durante la contriccion.
2. El contratista continuara teniendo buena practica de limpieza.
3. El contratista no debe dejar material de construccion en la calle o en ninguna area de la ciudad. El contratista debe assignar a un grupo de limpieza para las calles despues de que se haya acavado el dia de construccion.

Al no estar al pie con estos requisitos puede resultar con una orden para parar la contruccion o con una multa. Si tiene alguna pregunta puede contactar a el inspector Robert Valenzuela at numero 956-388-8211



Silt Fence Required!