

Listing of Scores by Rodeo

05/08/2018

High School Finals

Page 1

1st Go

Event: BAREBACK RIDING

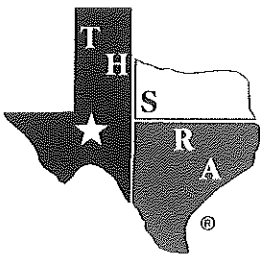
Draw: Contestant	Event Points	Score	Time	All Around Points	Payout
1 FRANKS, COLE	10.00	64.0	0.000	10.00	25.00

Event: BARREL RACING

Draw: Contestant	Event Points	Score	Time	All Around Points	Payout
11 CHRISTIAN, CARLY	10.00	0.0	17.595	10.00	189.98
1 JAMESON, JAYDA	9.00	0.0	17.788	9.00	142.49
10 GOULDY, CAMI	8.00	0.0	17.823	8.00	94.99
16 BENSON (R1), KEALEY	7.00	0.0	17.859	7.00	47.50
7 WININGS, EMMI	6.00	0.0	17.881	6.00	0.00
6 HIATT, KROSS	5.00	0.0	18.005	5.00	0.00
3 WELLS, ROBBYN	4.00	0.0	18.054	4.00	0.00
5 BRUGMAN, SUSAN	3.00	0.0	18.063	3.00	0.00
15 HARTER, KARLIE	2.00	0.0	18.105	2.00	0.00
2 SIMMONS, DALLI	1.00	0.0	18.221	1.00	0.00
9 SEALS (R1), MACI	0.00	0.0	18.285	0.00	0.00
20 HOUCK (R1), MARY	0.00	0.0	18.395	0.00	0.00
4 BENNETT, SAGE	0.00	0.0	18.577	0.00	0.00
18 DIDWAY, REMI	0.00	0.0	18.670	0.00	0.00
17 ELLIS, BRANDALYN	0.00	0.0	18.674	0.00	0.00
19 TUCKER, GRACIE	0.00	0.0	18.806	0.00	0.00
13 MASK, EMERY	0.00	0.0	22.306	0.00	0.00
14 LOWREY, LONDON	0.00	0.0	23.641	0.00	0.00
8 ROUSE, KOURTNIE	0.00	0.0	23.743	0.00	0.00
12 ESPENSON, SHELBY	0.00	0.0	100.000	0.00	0.00

Event: BREAKAWAY ROPING

Draw: Contestant	Event Points	Score	Time	All Around Points	Payout
4 SHARP, SIERRA	10.00	0.0	3.286	10.00	164.98
21 CARROLL, BLAINE	9.00	0.0	3.385	9.00	137.49
1 NORRIS, CARSEN	8.00	0.0	3.393	8.00	109.99
11 HALEY, MADISON	7.00	0.0	3.559	7.00	82.49
5 RUSSELL, NATALIE	6.00	0.0	3.719	6.00	54.99
10 TUCKER, GRACIE	5.00	0.0	3.755	5.00	0.00
13 NORRIS, COOPER	4.00	0.0	3.815	4.00	0.00
7 JOHNSON, KATE	3.00	0.0	3.859	3.00	0.00
14 DIDWAY, REMI	2.00	0.0	3.987	2.00	0.00
18 MASK, EMERY	1.00	0.0	4.155	1.00	0.00
23 HARTER, KARLIE	0.00	0.0	4.323	0.00	0.00
9 JOHNSON, RYLEE	0.00	0.0	4.380	0.00	0.00
19 WELLS, ROBBYN	0.00	0.0	4.539	0.00	0.00
12 LOWREY, LONDON	0.00	0.0	4.612	0.00	0.00
20 ELLIS, BRANDALYN	0.00	0.0	4.842	0.00	0.00
8 CHRISTIAN, CARLY	0.00	0.0	13.926	0.00	0.00
2 BUTLER, LAYTON	0.00	0.0	100.000	0.00	0.00
6 BENNETT, SAGE	0.00	0.0	100.000	0.00	0.00
22 ESPENSON, SHELBY	0.00	0.0	100.000	0.00	0.00
3 HIATT, KROSS	0.00	0.0	100.000	0.00	0.00
17 JOHNSON, KENLI	0.00	0.0	100.000	0.00	0.00
16 WALKER, GRACEN	0.00	0.0	100.000	0.00	0.00
15 CARTER, BROOKE	0.00	0.0	100.000	0.00	0.00



Listing of Scores by Rodeo

05/08/2018

High School Finals

Page 2

1st Go

Event: BULL RIDING

Draw: Contestant	Event Points	Score	Time	All Around Points	Payout
1 CULVER-WELLS, WYATT	0.00	0.0	0.000	0.00	75.00
2 GLEAVES, DAWSON	0.00	0.0	0.000	0.00	75.00

Event: CALF ROPING

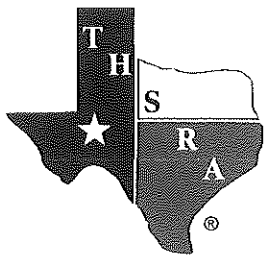
Draw: Contestant	Event Points	Score	Time	All Around Points	Payout
1 HIATT, QUADE	10.00	0.0	9.867	10.00	189.98
8 TATE, KATER	9.00	0.0	10.028	9.00	142.49
4 RICE, JABIN	8.00	0.0	10.805	8.00	94.99
3 MCCARLEY, COLTON	7.00	0.0	11.005	7.00	47.50
15 GRIFFIN, WYATT	6.00	0.0	11.217	6.00	0.00
6 RICE, KORBIN	5.00	0.0	11.387	5.00	0.00
10 HILL, KELTON	4.00	0.0	11.533	4.00	0.00
7 MARTIN, LOGAN	3.00	0.0	11.642	3.00	0.00
14 ALBRACHT, HARRIS	2.00	0.0	12.169	2.00	0.00
2 JEFFREYS, CALAHAN	1.00	0.0	13.139	1.00	0.00
18 ODOM, CRAIG	0.00	0.0	14.482	0.00	0.00
11 MCCLENDON, KYLER	0.00	0.0	15.723	0.00	0.00
12 JOHNSON, KALLEN	0.00	0.0	18.224	0.00	0.00
16 PILLARS, KAGAN	0.00	0.0	25.918	0.00	0.00
13 ESPENSON, TYLER	0.00	0.0	100.000	0.00	0.00
5 HARTER, CODY	0.00	0.0	100.000	0.00	0.00
9 ALBRACHT, HADLEY	0.00	0.0	100.000	0.00	0.00
17 BAUMANN, SLADE	0.00	0.0	100.000	0.00	0.00
19 JAMESON, STETSON	0.00	0.0	100.000	0.00	0.00

Event: GOAT TYING

Draw: Contestant	Event Points	Score	Time	All Around Points	Payout
3 DIDWAY, REMI	10.00	0.0	9.024	10.00	149.99
1 SHARP, SIERRA	9.00	0.0	9.284	9.00	99.99
10 CARROLL, BLAINE	8.00	0.0	9.543	8.00	0.00
5 CHRISTIAN, CARLY	7.00	0.0	9.755	7.00	0.00
8 JOHNSON, KENLI	6.00	0.0	10.311	6.00	0.00
2 JOHNSON, RYLEE	5.00	0.0	10.819	5.00	0.00
6 TUCKER, GRACIE	4.00	0.0	10.835	4.00	0.00
4 NORRIS, COOPER	3.00	0.0	11.089	3.00	0.00
11 WINDSOR, KAYCEE	2.00	0.0	11.289	2.00	0.00
7 ESPENSON, SHELBY	0.00	0.0	100.000	0.00	0.00
9 HARTER, KARLIE	0.00	0.0	100.000	0.00	0.00

Event: POLE BENDING

Draw: Contestant	Event Points	Score	Time	All Around Points	Payout
5 SIMMONS, DALLI	10.00	0.0	21.558	10.00	159.98
11 BRUGMAN, SUSAN	9.00	0.0	21.811	9.00	119.99
17 WININGS, EMMI	8.00	0.0	21.929	8.00	79.99
7 DIDWAY, REMI	7.00	0.0	21.975	7.00	40.00
16 BENSON (R1), KEALEY	6.00	0.0	22.033	6.00	0.00
12 LOWREY, LONDON	5.00	0.0	22.054	5.00	0.00
8 CHRISTIAN, CARLY	4.00	0.0	22.326	4.00	0.00
6 ROUSE, KOURTNIE	3.00	0.0	22.336	3.00	0.00
3 ELLIS, BRANDALYN	2.00	0.0	22.436	2.00	0.00
10 WALKER, GRACEN	1.00	0.0	23.887	1.00	0.00



Listing of Scores by Rodeo

05/08/2018

High School Finals

Page 3

1st Go

9 WELLS, ROBBYN	0.00	0.0	24.290	0.00	0.00
1 JAMESON, JAYDA	0.00	0.0	26.951	0.00	0.00
4 HIATT, KROSS	0.00	0.0	27.007	0.00	0.00
15 HARTER, KARLIE	0.00	0.0	27.119	0.00	0.00
2 TUCKER, GRACIE	0.00	0.0	27.709	0.00	0.00
13 BUTLER, LAYTON	0.00	0.0	100.000	0.00	0.00
14 ESPENSON, SHELBY	0.00	0.0	100.000	0.00	0.00

Event: SADDLE BRONC

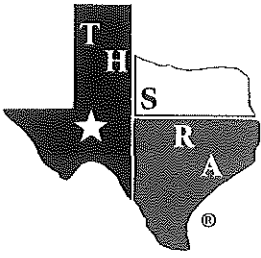
Draw: Contestant	Event Points	Score	Time	All Around Points	Payout
5 CULVER-WELLS, WYATT	10.00	67.0	0.000	10.00	89.99
6 FRANKS, COLE	9.00	65.0	0.000	9.00	59.99
1 RUSSELL, TAYLOR	8.00	64.0	0.000	8.00	0.00
2 FRAZIER, DUSTY	7.00	55.0	0.000	7.00	0.00
4 DAVIS, CHANCE	6.00	40.0	0.000	6.00	0.00
3 KENDRICK, CODY	0.00	0.0	0.000	0.00	0.00

Event: STEER WRESTLING

Draw: Contestant	Event Points	Score	Time	All Around Points	Payout
3 HIATT, QUADE	10.00	0.0	5.070	10.00	124.99
1 TATE, KATER	9.00	0.0	6.096	9.00	0.00
2 FRAZIER, DUSTY	8.00	0.0	6.308	8.00	0.00
5 HARTER, CODY	0.00	0.0	100.000	0.00	0.00
4 NORWOOD, ROWDY	0.00	0.0	100.000	0.00	0.00

Event: TEAM ROPING

Draw: Contestant	Event Points	Score	Time	All Around Points	Payout
10 CLEMENTS, SPENCER (1)	10.00	0.0	7.552	10.00	199.98
10 RICE, KORBIN (2)	10.00	0.0	7.552	10.00	199.98
1 HIATT, QUADE (1)	9.00	0.0	8.153	9.00	149.99
1 RICE, JABIN (2)	9.00	0.0	8.153	9.00	149.99
7 BAUMANN, SLADE (1)	8.00	0.0	8.628	8.00	99.99
7 PILLARS, KAGAN (2)	8.00	0.0	8.628	8.00	99.99
3 CHRISTIAN, CARLY (1)	7.00	0.0	9.021	7.00	50.00
3 GRIFFIN, WYATT (2)	7.00	0.0	9.021	7.00	50.00
14 SHARP, SIERRA (1)	6.00	0.0	9.578	6.00	0.00
14 MARTIN, LOGAN (2)	6.00	0.0	9.578	6.00	0.00
11 ALBRACHT, HARRIS (1)	5.00	0.0	11.126	5.00	0.00
11 ALBRACHT, HADLEY (2)	5.00	0.0	11.126	5.00	0.00
2 HALEY, MADISON (1)	4.00	0.0	12.937	4.00	0.00
2 LONG, REID (2)	4.00	0.0	12.937	4.00	0.00
6 HUDDLESTON, KOOPER (1)	3.00	0.0	13.398	3.00	0.00
6 JEFFREYS, CALAHAN (2)	3.00	0.0	13.398	3.00	0.00
4 HILL, KELTON (1)	2.00	0.0	13.861	2.00	0.00
4 MCCARLEY, COLTON (2)	2.00	0.0	13.861	2.00	0.00
19 JOHNSON, KALLEN (1)	1.00	0.0	15.039	1.00	0.00
19 MARDIS, JOSH (2)	1.00	0.0	15.039	1.00	0.00
15 ESPENSON, TYLER (1)	0.00	0.0	100.000	0.00	0.00
17 HARTER, CODY (1)	0.00	0.0	100.000	0.00	0.00
9 MCCLENDON, KYLER (1)	0.00	0.0	100.000	0.00	0.00
8 NICHOLSON, ZACH (1)	0.00	0.0	100.000	0.00	0.00
13 STOWERS, REAGAN (1)	0.00	0.0	100.000	0.00	0.00
16 TUCKER, GRACIE (1)	0.00	0.0	100.000	0.00	0.00



Listing of Scores by Rodeo

05/08/2018

High School Finals

Page 4

1st Go

12 FRAZIER, DUSTY (1)	0.00	0.0	100.000	0.00	0.00
20 WILHITE, KRISTIAN (1)	0.00	0.0	100.000	0.00	0.00
5 NORWOOD, ROWDY (1)	0.00	0.0	100.000	0.00	0.00
18 CARTER, BROOKE (1)	0.00	0.0	100.000	0.00	0.00
18 BUTLER, LAYTON (2)	0.00	0.0	100.000	0.00	0.00
13 MOORE, GRAYLEN (2)	0.00	0.0	100.000	0.00	0.00
9 SHARP, JOHN (2)	0.00	0.0	100.000	0.00	0.00
12 TATE, KATER (2)	0.00	0.0	100.000	0.00	0.00
8 VIGIL, KASON (2)	0.00	0.0	100.000	0.00	0.00
20 WILHITE, JORDAN (2)	0.00	0.0	100.000	0.00	0.00
5 NORWOOD, JUSTIN (2)	0.00	0.0	100.000	0.00	0.00
17 RUSSELL, TAYLOR (2)	0.00	0.0	100.000	0.00	0.00
16 WINDSOR, KAYCEE (2)	0.00	0.0	100.000	0.00	0.00
15 SHIELDS, KOY (2)	0.00	0.0	100.000	0.00	0.00