







2nd Grade Flow Chart Winter to Spring-DIBELS

Step 1	<p>Check the color of the sticky note for each student. If the color has changed from Fall, make a sticky note with the new color, and attach the old sticky note to the back. Otherwise, add new data to original sticky note. If a student has a composite score of 256 or above, write his or her name on a blue sticky note. If a student has a composite score between 190-255, write his or her name on a green sticky, and so on for yellow and pink. Write each student's composite score and ALL subtests on the sticky note and move onto step 2.</p>				
If...	144 or Below Pink sticky note	145-189 Yellow sticky note	190-255 Green sticky note	256 or Above Blue sticky note	
Step 2	Sort Sticky Notes by DORF <i>Any student that has a 60 wcpm or above on DORF is sorted into the first pile, which stays with the data on the right side of the bold line. Then, all of those students are sorted again. Students having a 90 or above on DORF are placed into group D and students with a DORF score between 60-89 placed in group C. Group D can also be sorted again by a Lexile score into groups D1 and D2. The students having a 59 or below on DORF are sorted into the second pile, which stays with the data on the left side of the bold line. Students having between 40-59 on DORF are placed into group B. Students having a 39 or below on DORF are placed into group A.</i>				
	59 wcpm or Below on DORF 			60 wcpm or Above on DORF 	
Step 3	39 or Below on DORF  Group A	40-59 wcpm  Group B	60-89 DORF Organize by accuracy rate  Group C	90 or Above on ORF  Group D	
				D1 Lexile 499 or below	D2 Lexile 500 or above