





Computation of the Distance-Based Bound on Strong Structural Controllability in Networks

Mudassir Shabbir , Waseem Abbas , *Member, IEEE*, A. Yasin Yazıcıoğlu , *Member, IEEE*, and Xenofon Koutsoukos , *Fellow, IEEE*

Abstract—In this article, we study the problem of computing a tight lower bound on the dimension of the strong structurally controllable subspace (SSCS) in networks with Laplacian dynamics. The bound is based on a sequence of vectors containing the distances between leaders (nodes with external inputs) and followers (remaining nodes) in the underlying network graph. Such vectors are referred to as the distance-to-leaders vectors. We give exact and approximate algorithms to compute the longest sequences of distance-to-leaders vectors, which directly provide distance-based bounds on the dimension of SSCS. The distance-based bound is known to outperform the other known bounds (for instance, based on zero-forcing sets), especially when the network is partially strong structurally controllable. Using these results, we discuss an application of the distance-based bound in solving the leader selection problem for strong structural controllability. Further, we characterize strong structural controllability in path and cycle graphs with a given set of leader nodes using sequences of distance-to-leaders vectors. Finally, we numerically evaluate our results on various graphs.

Index Terms—Dynamic programming, graph algorithms, network topology, strong structural controllability.

I. INTRODUCTION

Network controllability has been an important research topic in network science and control. The notion of strong structural controllability accounts for the controllability of all such networks that have the same *structure* of an underlying network graph, that is, networks having the same vertex and edge sets but possibly different (nonzero) edge weights. A network is strong structurally controllable (SSC) with a given set of input (leader) nodes if it is controllable for any choice of (nonzero) edge weights in the underlying network graph. There exist efficient algorithms to verify the strong structural controllability of networks [2]–[5]. If a network is not SSC with a given set of leader nodes, it is of interest to determine how far the network is from

becoming SSC, or roughly speaking, how much of the network is always controllable. More formally, this issue is concerned with computing the dimension of the *strong structurally controllable subspace* (SSCS) (see Section II-A). The complexity of this problem is unknown to the best of our knowledge. However, we suspect that the problem is NP-hard considering the size and generality of search space and similarity to known NP-hard problems involving minimum rank computation, for instance, [6]–[8].

In this article, we study the problem of computing a tight lower bound on the dimension of SSCS of networks with Laplacian dynamics. Since the exact computation of it is challenging, various bounds have been proposed in the literature [5], [9]–[12]. Here, we consider a tight lower bound proposed in [10], which relates the notion of strong structural controllability to the distances between nodes in the underlying network graph. In [13], we compare this *distance-based* bound with another widely used bound based on the notion of zero-forcing sets [5], [12], [14], [15]. Our analysis in [13] shows that the distance-based bound is typically better than the zero-forcing-based bound, especially when the network is not completely strong structurally controllable. Additionally, the distance-based bound can be applied in exploring the tradeoff between controllability and robustness in networks with Laplacian dynamics [16], edge augmentation in networks while preserving their strong structural controllability [17], and designing a leader selection algorithm [10]. It also has applications for target controllability in linear networks, where the goal is to control a subset of agents (targets) instead of the entire network by injecting input through leader nodes [11], [14]. Despite these advantages, efficient computation of the distance-based bound has been an issue, especially in large networks.

To compute the distance-based bound on the dimension of SSCS, an algorithm has been presented in [10] that takes $O(m^n)$ time, where n is the total number of nodes in the network and m is the number of leader nodes. Here, we present an algorithm that takes $O(m(n \log n + n^m))$ time to compute the distance-based bound, which is a significant improvement. We note that for a fixed number of leaders, the algorithm is polynomial in the number of nodes. For instance, in the case of two leaders, our algorithm takes $O(n^2)$ time as compared to the $O(2^n)$ runtime of the algorithm in [10]. When the number of leaders is on the order of n , the algorithm will take exponential time. For such cases, we also present a *greedy* algorithm that approximates the distance-based bound and runs in $O(mn \log n)$ time. In our experiments, we observe that the bound returned by the greedy algorithm is very close to the optimal in almost all cases.

The main idea of the distance-based bound is to obtain distances between leaders and other nodes, arrange them in vectors called *distance-to-leaders vectors*, and then construct a sequence of such vectors, called as *pseudomonotonically increasing (PMI) sequence*, which satisfies some monotonicity conditions (as explained in Section II-B). Computing distances between nodes is straightforward; however, constructing an appropriate PMI sequence, whose length provides a bound on the dimension of SSCS, is computationally challenging. We provide

Manuscript received 21 August 2021; revised 13 December 2021; accepted 20 February 2022. Date of publication 18 March 2022; date of current version 28 February 2023. Recommended by Associate Editor S. Azuma. (*Corresponding author: Mudassir Shabbir.*)

Mudassir Shabbir is with the Computer Science Department, Information Technology University, Lahore 54000, Pakistan, and also with the Computer Science Department, Vanderbilt University, Nashville, TN 37235 USA (e-mail: mudassir@rutgers.edu).

Waseem Abbas is with the Department of Systems Engineering, University of Texas at Dallas, Richardson, TX 75080 USA (e-mail: waseem.ee@gmail.com).

A. Yasin Yazıcıoğlu is with the Department of Electrical and Computer Engineering, University of Minnesota, Minneapolis, MN 55455 USA (e-mail: ayasin@umn.edu).

Xenofon Koutsoukos is with the Computer Science Department, Vanderbilt University, Nashville, TN 37235 USA (e-mail: Xenofon.Koutsoukos@vanderbilt.edu).

Color versions of one or more figures in this article are available at <https://doi.org/10.1109/TAC.2022.3160682>.

Digital Object Identifier 10.1109/TAC.2022.3160682

efficient algorithms with performance guarantees to compute such sequences.

Contributions: We provide dynamic programming-based exact algorithm that runs in $O(m(n \log n + n^m))$ time to compute an optimal PMI sequence of distance-to-leaders vectors consisting of distances between leaders and other nodes. Here, m and n denote the number of leaders and nodes, respectively. The length of the sequence directly gives a tight lower bound on the dimension of SSCS of networks with Laplacian dynamics. We also propose an approximation algorithm that computes a near-optimal PMI sequence of distance-to-leaders vectors in practice and takes $O(mn \log n)$ time. If there exists a PMI sequence of distance-to-leaders vectors of length n , then the network is strong structurally controllable and the greedy algorithm always returns such a sequence. Further, we analyze PMI sequences of distance-to-leaders vectors in paths and cycles with arbitrary leaders. We also discuss the application of distance-based bound in solving the leader selection problem for strong structural controllability and also provide a numerical evaluation of results.

The rest of this article is organized as follows. Section II introduces notations and preliminary concepts. Section III provides dynamic programming-based exact algorithm to compute a distance-based bound on the dimension of SSCS. Section IV presents and analyzes a greedy approximation algorithm. Section V discusses application of the bound to the leader selection problem. Section VI discusses cases of path and cycle graphs. Section VII provides a numerical evaluation of results. Finally, Section VIII concludes this article.

II. PRELIMINARIES

We consider a network of n dynamical agents represented by a simple (loop-free) undirected graph $G = (V, E)$, where the node set $V = \{v_1, v_2, \dots, v_n\}$ represents agents, and the edge set E represents interconnections between agents.¹ An edge between $v_i, v_j \in V$ is denoted by e_{ij} . The *neighborhood* of node v_i is $\mathcal{N}_i \triangleq \{v_j \in V : e_{ij} \in E\}$. The *distance* between v_i and v_j , denoted by $d(v_i, v_j)$, is simply the number of edges on the shortest path between v_i and v_j . \mathbb{R}^+ is the set of positive real numbers. The *weight function*

$$w : E \rightarrow \mathbb{R}^+ \quad (1)$$

assigns positive weight $w(e_{ij})$ to the edge e_{ij} . These weights define the coupling strength between nodes.

Each agent $v_i \in V$ has a state $x_i(t) \in \mathbb{R}$ at time t and the overall state of the system is $x(t) = [x_1(t) \ x_2(t) \ \dots \ x_n(t)]^T \in \mathbb{R}^n$. The agents update states following the Laplacian dynamics:

$$\dot{x}(t) = -L_w x(t) + Bu(t) \quad (2)$$

where $L_w \in \mathbb{R}^{n \times n}$ is the weighted *Laplacian matrix* of G and is defined as $L_w = \Delta - A_w$. Here, $A_w \in \mathbb{R}^{n \times n}$ is the weighted *adjacency matrix* defined as

$$[A_w]_{ij} = \begin{cases} w(e_{ij}) & \text{if } e_{ij} \in E \\ 0 & \text{otherwise} \end{cases} \quad (3)$$

and $\Delta \in \mathbb{R}^{n \times n}$ is the *degree matrix* whose entries are

$$[\Delta]_{ij} = \begin{cases} \sum_{k=1}^n [A_w]_{ik} & \text{if } i = j \\ 0 & \text{otherwise.} \end{cases} \quad (4)$$

The matrix $B \in \mathbb{R}^{n \times m}$ in (2) is an *input matrix*, where m is the number of leaders (inputs), which are the nodes to which external

control signals are applied. Let $V_\ell = \{\ell_1, \ell_2, \dots, \ell_m\} \subseteq V$ be the set of *leaders*, then

$$[B]_{ij} = \begin{cases} 1 & \text{if } v_i = \ell_j \\ 0 & \text{otherwise.} \end{cases} \quad (5)$$

A. Strong Structural Controllability

A state $x_f \in \mathbb{R}^n$ is a *reachable state* if there exists an input u that can drive the network in (2) from any initial state x_i to x_f in a finite amount of time. A network $G = (V, E)$ in which edges are assigned weights according to the weight function w in (1), and contains $V_\ell \subseteq V$ leaders is called *completely controllable* if every point in \mathbb{R}^n is reachable. Complete controllability can be checked by computing the rank of the *controllability matrix*, $\Gamma(L_w, B) = [B \ (-L_w)B \ (-L_w)^2 B \ \dots \ (-L_w)^{n-1} B]$. The network is completely controllable if and only if the rank of $\Gamma(L_w, B)$ is n , and in such case (L_w, B) is called a *controllable pair*. The range space of $\Gamma(L_w, B)$ describes the set of all reachable states, also called the controllable subspace. Thus, the rank of $\Gamma(L_w, B)$ is the dimension of the controllable subspace. Note that edges in G define the *structure*—location of zero and nonzero entries in the Laplacian matrix—of the underlying graph. The rank of resulting controllability matrix depends on the weights assigned to edges. For a given graph $G = (V, E)$ and leaders V_ℓ , $\text{rank}(\Gamma(L_w, B))$ could be different from $\text{rank}(\Gamma(L_{w'}, B))$, where w and w' are two different choices of weight functions.

A network $G = (V, E)$ with V_ℓ leaders is *strong structurally controllable* if and only if (L_w, B) is a controllable pair for any choice of weight function w , or in other words, $\text{rank}(\Gamma(L_w, B)) = n$ for all weight functions w . At the same time, the *dimension of SSCS*, denoted by $\gamma(G, V_\ell)$, is

$$\gamma(G, V_\ell) = \min_w (\text{rank } \Gamma(L_w, B)). \quad (6)$$

The minimum is taken over all weight functions w in (1). Thus, $\gamma(G, V_\ell)$ is the minimum dimension of the controllable subspace that can be attained from G with V_ℓ leaders and any choice of feasible edge weights.

B. Distance-Based Lower Bound on the Dimension of SSCS

We use a tight lower bound on the dimension of SSCS as proposed in [10]. The bound is based on the distances between nodes in a graph. Assuming m leaders $V_\ell = \{\ell_1, \dots, \ell_m\}$, we define a vector of nonnegative integers called as the *distance-to-leaders* vector for a node $v_i \in V$ as

$$D_i = [d(\ell_1, v_i) \ d(\ell_2, v_i) \ \dots \ d(\ell_m, v_i)]^T.$$

The j th component of D_i , denoted by $[D_i]_j$, is $d(\ell_j, v_i)$, the distance between leader ℓ_j and the node v_i . Next, we define a sequence of distance-to-leaders vectors, called as *PMI* sequence below.

Definition (PMI sequence): Let \mathcal{D} be a sequence of distance-to-leaders vectors and \mathcal{D}_i be the i th vector in the sequence. We denote the j th component of the vector \mathcal{D}_i by $[\mathcal{D}_i]_j$. Then, \mathcal{D} is PMI if for every \mathcal{D}_i in the sequence, there exists some $\pi(i) \in \{1, 2, \dots, m\}$ such that

$$[\mathcal{D}_i]_{\pi(i)} < [\mathcal{D}_j]_{\pi(i)} \quad \forall j > i \quad (7)$$

i.e., the above condition needs to be satisfied for all the subsequent distance-to-leader vectors \mathcal{D}_j appearing after \mathcal{D}_i in the sequence. Here, m is the number of leaders. We say that \mathcal{D}_i satisfies the *PMI property* at coordinate $\pi(i)$ whenever $[\mathcal{D}_i]_{\pi(i)} < [\mathcal{D}_j]_{\pi(i)} \quad \forall j > i$.

¹The results presented can be extended to directed networks in a straightforward manner as the distance-based bound on the dimension of SSCS holds true for directed networks also [10, Remark 3.1].

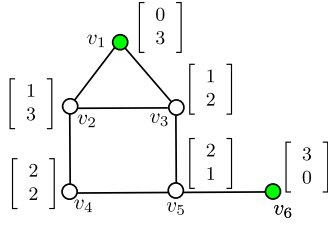


Fig. 1. Network with two leaders $V_\ell = \{\ell_1, \ell_2\} = \{v_1, v_6\}$, along with the distance-to-leaders vectors of nodes. A PMI sequence of length five is $\mathcal{D} = [D_1 D_2 \cdots D_5] = [D_6 D_5 D_1 D_4 D_2]$.

An example of distance-to-leaders vectors is illustrated in Fig. 1. A PMI sequence of length five is

$$\mathcal{D} = \left[\begin{bmatrix} 3 \\ 0 \end{bmatrix}, \begin{bmatrix} 2 \\ 1 \end{bmatrix}, \begin{bmatrix} 0 \\ 3 \end{bmatrix}, \begin{bmatrix} 2 \\ 2 \end{bmatrix}, \begin{bmatrix} 1 \\ 3 \end{bmatrix} \right]. \quad (8)$$

Indices of circled values in (8) are the coordinates at which the corresponding distance-to-leaders vectors are satisfying the PMI property. The length of the longest PMI sequence of distance-to-leaders vectors is related to the dimension of SSSS as stated in the following result.

Theorem 2.1 [10]: If $\delta(G, V_\ell)$ is the length of the longest PMI sequence of distance-to-leaders vectors in a network $G = (V, E)$ with leaders V_ℓ , then

$$\delta(G, V_\ell) \leq \gamma(G, V_\ell). \quad (9)$$

We note that for a given graph $G = (V, E)$ and leader nodes $V_\ell \subseteq V$, the length of the longest PMI sequence describes the minimum dimension of the controllable subspace for any feasible edge weights. In other words, if the length of the longest PMI is $k \leq n$, then the dimension of the controllable subspace of the system is at least k , regardless of the edge weights. Moreover, the bound in (9) is tight, as discussed in [10]. For instance, for path graphs in which one of the end nodes is a leader, and for cycle graphs in which two adjacent nodes are leaders, we have $\delta(G, V_\ell) = \gamma(G, V_\ell)$. The dimension of SSSS and the length of the longest PMI sequence of distance-to-leaders vectors are equal, and hence, $\delta(G, V_\ell) = \gamma(G, V_\ell)$. We discuss the length of the longest PMI sequences of distance-to-leaders vectors in path and cycle graphs with arbitrary leaders in Section VI.

Our main goal is to compute a PMI sequence of maximum length, and consequently, a lower bound on the dimension of SSSS. We provide an exact algorithm in Section III and a greedy approximation algorithm in Section IV.

III. EXACT ALGORITHM FOR THE DISTANCE BOUND

In this section, we provide a dynamic programming-based exact algorithm to compute a longest PMI sequence of distance-to-leaders vectors and, as a result, a distance-based lower bound on the dimension of SSSS.

We note that each distance-to-leaders vector D_i can be viewed as a point in \mathbb{Z}^m , and without loss of generality, we may assume that points D_i are *distinct*. Otherwise, we can throw away multiple copies of the same point since duplicate points can not satisfy the PMI property on any coordinate. The following observation is crucial to our algorithms.

Observation 3.1: Given a set of points D_1, D_2, \dots, D_n , if there exists a point D_i and an index j such that $[D_i]_j < [D_{i'}]_j$ for all $D_i \neq D_{i'}$, then D_i is a unique minimum point in the direction (coordinate) j and there is a longest PMI sequence which starts with D_i . However, it is possible that there is no unique minimum in any direction. This leads us to the definition of a *conflict* and *conflict-partition*.

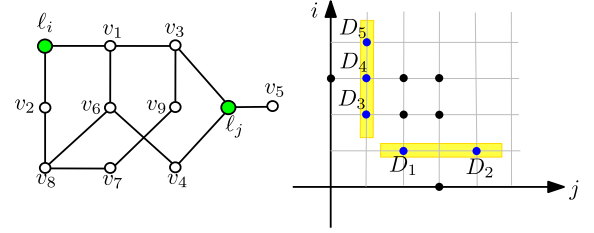


Fig. 2. Graph with two leaders and a plot of distance-to-leaders vectors as points in a plane. Point set $\mathcal{X} = \{D_1, D_2, D_3, D_4, D_5\}$ constitutes a conflict, where $\mathcal{X}_i = \{D_3, D_4, D_5\}$ and $\mathcal{X}_j = \{D_1, D_2\}$.

Definition (Conflict-partition): A conflict is a set of points \mathcal{X} that can be partitioned into $\mathcal{X}_1, \mathcal{X}_2, \dots, \mathcal{X}_m$ such that all points $D_p \in \mathcal{X}_j$ have $[D_p]_j = [D_q]_j$ if $D_q \in \mathcal{X}_j$, and $[D_p]_j \leq [D_q]_j$ if $D_q \notin \mathcal{X}_j$. Further, $|\mathcal{X}_j| > 1$ for all j . Such a partition is called *conflict-partition* or *c-partition* for short.²

An example of conflict is illustrated in Fig. 2.

It is easy to see that a PMI sequence can not contain all points in a conflict. In fact, we can strictly bound the number of points from a conflict that can be included in a PMI sequence.

Lemma 3.2: Let $\mathcal{X}_1, \mathcal{X}_2, \dots, \mathcal{X}_m$ be a c-partition of a conflict \mathcal{X} for a given set of points. Then any PMI sequence contains at most $|\mathcal{X}| - \min(|\mathcal{X}_1|, |\mathcal{X}_2|, \dots, |\mathcal{X}_m|) + 1$ points from \mathcal{X} .

Proof: Let $k_j = |\mathcal{X}_j|$ for all $1 \leq j \leq m$ for the partition defined in the statement, then for the sake of contradiction, let us assume that there is a sequence \mathcal{D}' that contains more points from \mathcal{X} . Let $D_p \in \mathcal{X}_j$ be a point that appears first in \mathcal{D}' . If D_p satisfies PMI property on the j th coordinate, then the remaining $k_j - 1$ points with the same minimum j th coordinate in \mathcal{X}_j cannot be included in \mathcal{D}' . So D_p must satisfy PMI property on some j' th coordinate for the following points in the sequence, where $j' \neq j$. But then \mathcal{D}' must miss at least $k_{j'}$ points that have smaller or equal j' coordinate by the definition of conflict, which is a contradiction. Thus, the claim follows. ■

As an example, consider a set of points $\mathcal{X} = \{D_1, D_2, D_3, D_4, D_5\}$ in Fig. 2. There are two points with the minimum j th coordinate and three points with the minimum j' th coordinate (where $j' = i$). If D_1 is picked as first point (among this set), we must either drop D_2 or all D_3, D_4, D_5 for future consideration in the PMI sequence. Similarly, if D_3 is picked before everyone else, we can not pick either of D_4, D_5 , or any of D_1, D_2 for future consideration regardless of the other points. Note that the bound in Lemma 3.2 is tight: if we remove $|\mathcal{X}_j| - 1$ points from the smallest part of a c-partition, all remaining points can satisfy the PMI property on coordinate j unless some of these remaining points are included in any other conflict.

In the following, we use the following notations.

- 1) \mathcal{L}^j denotes a list of points ordered by the nondecreasing j th coordinate.
- 2) \mathcal{L}_i^j denotes the i th point in the list \mathcal{L}^j .
- 3) $\mathcal{L}_{j,i,k}$ is the (integer) value of the k th coordinate of \mathcal{L}_i^j .³

Let \mathcal{D} be a set of n points in \mathbb{Z}^m . We can sort all points with respect to all coordinates beforehand, so our algorithm will get m lists $\{\mathcal{L}^1, \mathcal{L}^2, \dots, \mathcal{L}^m\}$ of n points each as input. Next, we design an algorithm that is based on dynamic programming to compute the lower bound

²In general, parts of a partition do not intersect. For the lack of a better term, we are slightly abusing this term in the sense that parts (\mathcal{X}_i) intersect at most one element.

³We recommend to use linked priority queues or similar data structure for these lists so that one could easily delete a point from lists while maintaining respective orders in logarithmic time.

Algorithm 1: PMI - Dynamic Program.

```

1: procedure PMI-DP  $\mathbb{L}^1, \mathbb{L}^2, \dots, \mathbb{L}^m$ 
2:    $z_j$  be number of unique values of  $j$ th coordinate among all
   points.
3:    $z = \max(z_1, z_2, \dots, z_m)$ 
4:   Define a  $m$ -dimensional array  $A$  with dimensions
    $(z+1) \times (z+1) \times \dots \times (z+1)$ 
5:   Let  $A_{c_1, c_2, \dots, c_m}$ , i.e. value of  $A$  at index set  $c_1, c_2, \dots, c_m$ 
   represents  $\alpha^{[c_1, c_2, \dots, c_m]}$  as in (10).
6:   for  $k$  from 1 to  $m$  do
7:      $A_{c_1, c_2, \dots, c_m} \leftarrow 0$  for  $c_k = z, c_{k'} \leq z, k' \neq k$ .
8:   end for
9:   for  $j$  from  $z-1$  to 0 do
10:    for  $k$  from 1 to  $m$  do
11:      Compute  $A_{c_1, c_2, \dots, c_m}$  for  $c_k = j, c_{k'} \leq j, k' \neq k$ 
      using (10).
12:    end for
13:  end for
14:  return  $A_{0,0,\dots,0}$ 
15: end procedure

```

$\delta(G, V_\ell)$ in polynomial runtime when the number of leaders is fixed. Let $\{c_1, c_2, \dots, c_m\}$ be a set of nonnegative integers and $\mathcal{D}^{[c_1, c_2, \dots, c_m]}$ be a longest PMI sequence in which the value at the j th coordinate of any point is at least c_j . Let $\alpha^{[c_1, c_2, \dots, c_m]}$ be the length of such a sequence. Our algorithm will memoize on $\alpha^{[c_1, c_2, \dots, c_m]}$.

In the absence of conflict, Observation 3.1 guarantees that we can start our sequence with any point with the unique minimum value in some fixed coordinate. However, as suggested by Lemma 3.2, in case of a conflict, we cannot include all points to PMI. Thus, we need to include some of the points and exclude others. The longest PMI sequence can be found by computing m subsequences corresponding to m coordinates and taking the maximum. We conclude that $\alpha^{[c_1, c_2, \dots, c_m]}$ can be obtained by the following recurrence:

$$\alpha^{[c_1, c_2, \dots, c_m]} = \max_{1 \leq j \leq m} (\alpha^{[c_1, c_2, \dots, c_{j+1}, \dots, c_m]} + \mathbf{1}_{c_j}) \quad (10)$$

where

$$\mathbf{1}_{c_j} = \begin{cases} 1 & \text{if } \exists D_p \text{ s.t. } [D_p]_j = c_j \text{ and } [D_p]_{j'} \geq c_{j'} \quad \forall j' \neq j. \\ 0 & \text{otherwise.} \end{cases} \quad (11)$$

We plan to precompute and memoize all *required* values of $\alpha^{[c_1, \dots, c_m]}$ in a table. Clearly, there are infinitely many possible values for c_j ; however, we observe the following.

Observation 3.3: Let $\mathbb{L}_{i,j}^j$ and $\mathbb{L}_{i,j+1}^j$ be the j th coordinate values of two consecutive points in \mathbb{L}^j , then

$$\alpha^{[c_1, c_2, \dots, x, \dots, c_m]} = \alpha^{[c_1, c_2, \dots, \mathbb{L}_{i,j+1}^j, \dots, c_m]}$$

for all x , such that $\mathbb{L}_{i,j}^j < x \leq \mathbb{L}_{i,j+1}^j$.

Observation 3.3 implies that there are at most n different values for each variable c_j , which gives at most n unique values for $\alpha^{[c_1, c_2, \dots, c_m]}$. Thus, we only keep a table of size n^m for computation and storage of solutions to all subproblems.

We now state and prove the main result of this section.

Theorem 3.4: Given a graph G on n vertices, and m leaders, Algorithm 1 returns a longest PMI sequence of distance-to-leaders vectors in $O(m(n \log n + n^m))$ time.

Proof: The correctness of Algorithm 1 follows from Observation 3.1, Observation 3.3, and Lemma 3.2 so all that remains is to prove the time complexity. Computing sorted lists $\mathbb{L}^1, \mathbb{L}^2, \dots, \mathbb{L}^m$ takes

Algorithm 2: PMI-Greedy Algorithm.

```

1: procedure PMI-Greedy  $\mathbb{L}^1, \mathbb{L}^2, \dots, \mathbb{L}^m$ 
2:    $\mathcal{D} \leftarrow \emptyset$   $\triangleright$  Initially empty sequence
3:   while  $\mathbb{L}^1 \neq \emptyset$  do
4:      $X_j \leftarrow \{\mathbb{L}_i^j : \mathbb{L}_{i,j}^j = L_{1,j}^j\}$  for all  $j$ .
5:     if  $\exists j$  such that  $|X_j| = 1$  then  $\triangleright$  Unique min.
6:        $\mathcal{D} \leftarrow [\mathcal{D} \ X_j]$ 
7:       Remove  $X_j$  from all lists.
8:     else
9:       Let  $j' \leftarrow \arg \min_j |X_j|$   $\triangleright$  Get smallest  $X_j$ 
10:       $\mathcal{D} \leftarrow [\mathcal{D} \ \mathbb{L}_1^{j'}]$ 
11:      Remove all points in  $X_{j'}$  from all lists.
12:    end if
13:  end while
14:  return  $\mathcal{D}$ 
15: end procedure

```

$O(mn \log n)$ time. Each value of A_{c_1, c_2, \dots, c_m} can be computed by taking the maximum of m known values previously computed, and saved in multidimensional array A . The value of $\mathbf{1}_{c_j}$ can be computed in constant time by checking whether element at the last index of \mathbb{L}^j has the j th coordinate equal to c_j as defined in (11). The multi-dimensional array A contains at most n^m values at the completion each of which takes constant amount of time to compute. Therefore, running time of this algorithm is bounded by $O(m(n \log n + n^m))$. ■

An example illustrating the algorithm is provided in [18].

Remark 3.5: We note that an exact algorithm to compute the longest PMI sequence in $O(m^n)$ was proposed in [10]. Since m is much smaller than n typically, the dynamic programming solution in Algorithm 1 computes the longest PMI sequence in a much lesser $O(m(n \log n + n^m))$ time.

IV. LINEARITHMIC TIME APPROXIMATION ALGORITHM FOR THE DISTANCE-BASED BOUND

In this section, we discuss a greedy algorithm that takes linearithmic time to approximate the lower bound $\delta(G, V_\ell)$. The algorithm gives very close approximations in practice, as illustrated numerically in Section VII. We also discuss the approximation guarantees of the algorithm. The main idea behind the greedy algorithm is to make *locally* optimal choices when faced with the situation in Lemma 3.2, that is, when including a point in PMI results in discarding a subset of points from possible future consideration. In this case, the best thing to do locally is to pick a point that results in the loss of the minimum number of other points. The details are provided in Algorithm 2. An illustration of this algorithm is given in [18].

Proposition 4.1: Algorithm 2 computes a PMI sequence in $O(mn \log n)$ time. The length of the PMI sequence returned by the algorithm is a $\min(m, \frac{n}{m})$ -approximation to the optimal length, where m is the number of leaders and n is the total number of nodes. Further, the approximation ratio of PMI lengths is $\log n$ if $m \leq \log n$ or $m \geq \frac{n}{\log n}$.

Proof: Regarding the time complexity, computing sorted lists $\mathbb{L}^1, \mathbb{L}^2, \dots, \mathbb{L}^m$ takes $O(m \times n \log n)$ time. Once we have m sorted lists, we can keep the indices and count of points with the minimum coordinate value in $(m+1)$ min-priority queues (m queues to maintain lists $\mathbb{L}^1, \mathbb{L}^2, \dots, \mathbb{L}^m$ and one queue for X_1, X_2, \dots, X_m). Cost of one *update*, or *delete* operation is $O(\log n)$ in a priority queue. Since we will *update* and/or *delete* at most n points from m queues. In total we

will perform at most $m \times n$ deletions and $m \times n$ updates, thus, the overall time complexity is $O(mn \log n)$.

Regarding the m -approximation ratio, we observe that there are at least $\frac{n}{m}$ different values in at least one coordinate. Otherwise, we may assume that we have at most $\frac{n}{m} - 1$ unique values in each coordinate. This would imply that there are at most $(\frac{n}{m} - 1) \times m$ distinct points by the pigeonhole principle, which contradicts that we have n unique points. As Algorithm 2 picks all distinct values in any coordinate, the returned PMI sequence has a size of at least $\frac{n}{m}$. Note that there is at least one unique minimum point (corresponding to the leader itself) in each of m directions, so the algorithm is $(\frac{n}{m})$ -approximation as well.

It is evident that when m is at most $\log n$, there are at least $\frac{n}{\log n}$ different values in at least one coordinate by the same argument. To see why $\log n$ -approximation ratio holds when m is large, note that there is at least one unique minimum point (corresponding to the leader itself) in each of m directions so when $m \geq \frac{n}{\log n}$, the algorithm will include all of those unique points in the returned PMI sequence. Thus, the approximation ratio follows. ■

If there exists a PMI sequence of length n , then the network is strong structurally controllable with a given set of leaders. The greedy algorithm presented above always returns a PMI sequence of length n if there exists one.

Lemma 4.2: If there exists a PMI sequence of length n , then Algorithm 2 always returns an optimal PMI.

Proof: We observe that if there exists a PMI sequence of length n , then by Lemma 3.2, we cannot have a conflict as defined in Section III. In the absence of any conflict, we can always find a unique minimum point along some coordinate. Consequently, in Algorithm 2, statements in **else** will never be executed and algorithm will return a PMI sequence of length n . ■

While in many cases, Algorithm 2 achieves a solution close to optimum, we observe that examples can be constructed for which a greedy solution may not be globally optimal [18]. Moreover, the greedy algorithm approach is significantly different from the one in Algorithm 1, even if greedy returns an optimal solution.

V. APPLICATION: LEADER SELECTION FOR STRONG STRUCTURAL CONTROLLABILITY

In this section, we briefly discuss an application of computing the distance-based bound in approximately solving a leader selection problem for strong structural controllability, which is intractable to solve exactly [2], [8], [11]. The problem of finding the minimum number of leaders to make a network strong structurally controllable is known to be NP-complete [2], [11]. Here, we consider the problem of finding a set V_ℓ of m leaders that maximizes the dimension of SSCS, i.e.,

$$\underset{V_\ell \subseteq V}{\text{maximize}} \quad \gamma(G, V_\ell); \quad \text{subject to} \quad |V_\ell| = m. \quad (12)$$

In light of (9), the distance-based bound $\delta(G, V_\ell)$ can be used to obtain an approximate solution to such a leader selection problem by solving

$$\underset{V_\ell \subseteq V}{\text{maximize}} \quad \delta(G, V_\ell); \quad \text{subject to} \quad |V_\ell| = m. \quad (13)$$

Any solution to the problem in (13), V_ℓ^* , ensures that the resulting dimension of SSCS is at least $\delta(G, V_\ell^*)$. While the problem in (13) is still hard to solve due to its combinatorial nature, an approximate solution can be obtained by utilizing an algorithm for computing $\delta(G, V_\ell)$. We present a simple greedy heuristic for leader selection for strong structural controllability using PMI sequences of distance-to-leaders vectors in a graph. Given a network G and the number of leaders m as inputs, the main idea is to iteratively select leaders that maximally

Algorithm 3: Greedy Leader Selection Algorithm.

```

1: procedure Leader-Select $G, m$ 
2:    $V_\ell \leftarrow \emptyset, V' \leftarrow V$ 
3:   for  $i \leftarrow 1$  to  $m$  do
4:     for each  $v \in V'$  do
5:       Compute PMI sequence with  $V_\ell \cup \{v\}$  leaders.
6:     end for
7:     Choose  $v' \in V'$  that gives a PMI sequence of maximum
       length with  $V_\ell \cup \{v'\}$  leaders.
8:      $V_\ell \leftarrow V_\ell \cup \{v'\}$ .
9:      $V' \leftarrow V' \setminus \{v'\}$ .
10:  end for
11: end procedure

```

increase the length of resulting PMI sequences. The outline of the heuristic is in Algorithm 3.

The time complexity of Algorithm 3 depends on the complexity of computing a PMI sequence with a given set of leaders. Using the algorithm in [10] to compute PMI sequences, the complexity of Algorithm 3 is $O(n \times m^n)$, which means the algorithm is practically infeasible even for $m = 2$. Using Algorithm 1 (dynamic programming) to compute PMI sequences, the time complexity of Algorithm 3 is $O(n^2 \log n + m \times n^{m+1})$, which is a significant improvement. The first term in this expression is the cost of sorting the distance lists and the second term is the cost of computing n PMI sequences when the leader set includes m nodes (the iteration when $i = m$) as this dominates the cost of all previous iterations. However, leader selection in Algorithm 3 can be achieved in $O(m^2 n^2 \log n)$ time if we use Algorithm 2 to compute PMI sequences. Section VII-C provides numerical evaluation of the leader selection algorithm (see Algorithm 3) that uses exact/greedy algorithm to compute $\delta(G, V_\ell)$ to approximately solve (13).

VI. BOUNDS IN PATHS AND CYCLES

In this section, we explore connections between graph-theoretic properties and the length of the longest PMI in path and cycle graphs. As a result, we show interesting topological bounds on the dimension of SSCS in such graphs with a given set of leader nodes. We note that our results differ from previous works in this direction in two aspects: first, we specifically study the strong structural controllability of such graphs; second, instead of focusing on complete controllability, we provide tight bounds on the dimension of SSCS even when the graph is not strong structurally controllable with a given set of leaders (e.g., [19], [20]).

Recall that a node with a single neighbor is called *leaf*. Moreover, given $G = (V, E)$ and $V' \subset V$, then the subgraph of G induced on V' is the graph whose vertex set is V' , and the edge set consists of all of the edges in E that have both endpoints in V' . We start with the following obvious fact.

Fact 6.1: A path graph in which a leaf is a leader has a PMI sequence of length n .

Theorem 6.2: Let G be a path graph on n nodes, let V_ℓ be a set of $m \leq n$ leader nodes, and let G^{-V_ℓ} denote the subgraph of G induced on vertices $V \setminus V_\ell$. Then the following holds.

- i) If the number of connected components in G^{-V_ℓ} is less than $m + 1$, then the longest PMI sequence induced by V_ℓ has length n .
- ii) If the number of connected components in G^{-V_ℓ} is $m + 1$, then V_ℓ induces a PMI sequence of length $n - a$, where a is the size of the smallest connected component in G^{-V_ℓ} .

Proof: (i) Removal of a node from a path results in at most two connected components. Hence, G^{-V_ℓ} has at most $m + 1$ such components. If the number of components is less than $m + 1$, either one of the leader nodes is a leaf, or at least two leaders are adjacent. If a leaf x is chosen as a leader, then by Fact 6.1, we can get a PMI sequence of length n . Assuming none of the leaders is a leaf node, let v_i and v_{i+1} be adjacent leader nodes; further assume that $i < n/2$ without loss of generality. We will construct a PMI sequence of length n based on these two leaders as follows:

$$\left[\begin{array}{c} [0] \\ [1] \end{array}, \begin{array}{c} [1] \\ [0] \\ [i+1] \\ [i] \end{array}, \begin{array}{c} [1] \\ [2] \\ [i+2] \\ [i+1] \end{array}, \begin{array}{c} [2] \\ [1] \\ [i+2] \\ [i+1] \end{array}, \dots, \begin{array}{c} [i-1] \\ [i] \\ [n-i] \\ [n-i-1] \end{array}, \begin{array}{c} [i] \\ [i-1] \\ [n-i] \\ [n-i-1] \end{array} \right].$$

(ii) If the smallest connected component X contains either of the leaf nodes, then G^{-X} has a leaf leader node, and thus, has a PMI sequence of length $n - |X|$ by Fact 6.1. If X does not contain leaf nodes, then there exist two leader nodes v_i, v_j are adjacent to some nodes in X . Also, assume that v_i is not farther away from a leaf node than v_j is. Then, the following sequence of distance-to-leaders vectors defines a PMI sequence of claimed length

$$\left[\begin{array}{c} [0] \\ [a+1] \\ [i-1] \\ [a+i] \end{array}, \begin{array}{c} [1] \\ [0] \\ [a+i] \\ [i-1] \end{array}, \begin{array}{c} [1] \\ [a+2] \\ [a+i+1] \\ [i] \end{array}, \begin{array}{c} [a+2] \\ [1] \\ [a+i+2] \\ [i+1] \end{array}, \dots, \begin{array}{c} [n-i] \\ [n-i-a-1] \end{array} \right].$$

Theorem 6.3: Let G be a cycle on n nodes, let V_ℓ be a set of $2 \leq m \leq n$ leader nodes, and let G^{-V_ℓ} denote the subgraph of G induced on vertices $V \setminus V_\ell$. Then, the following holds.

- i) If the number of connected components in G^{-V_ℓ} is less than m , then the longest PMI sequence induced by V_ℓ has length n .
- ii) If the number of connected components in G^{-V_ℓ} is exactly m , then V_ℓ induces a PMI sequence of length $n - a$, where a is the size of the smallest connected component in G^{-V_ℓ} .

Proof: (i) Removing a single node from a cycle does not affect the number of connected components. However, the removal of every subsequent node will result in at most one extra component. Thus, the total number of connected components is at most m after the removal of m nodes. If the number of components is less than m in G^{-V_ℓ} , then at least two nodes in V_ℓ are neighbors in G . Let v_1 and v_2 be an arbitrary adjacent pair in V_ℓ . We will construct a PMI sequence of length n based on these two leaders. Consider the nodes in G with the following distance-to-leaders vectors:

$$\left[\begin{array}{c} [0] \\ [1] \end{array}, \begin{array}{c} [1] \\ [0] \end{array}, \begin{array}{c} [1] \\ [2] \end{array}, \begin{array}{c} [2] \\ [1] \end{array}, \dots, \begin{array}{c} [\frac{n}{2}-1] \\ [\frac{n}{2}] \end{array}, \begin{array}{c} [\frac{n}{2}] \\ [\frac{n}{2}-1] \end{array} \right]$$

when n is even, and

$$\left[\begin{array}{c} [0] \\ [1] \end{array}, \begin{array}{c} [1] \\ [0] \end{array}, \begin{array}{c} [1] \\ [2] \end{array}, \begin{array}{c} [2] \\ [1] \end{array}, \dots, \begin{array}{c} [\lfloor \frac{n}{2} \rfloor] \\ [\lfloor \frac{n}{2} \rfloor] \end{array} \right]$$

when n is odd. This defines a PMI sequence of length n .

(ii) An argument identical to proof of Theorem 6.2(ii) can be used here to prove (ii) as well. ■

Theorems 6.2 and 6.3 imply graph-theoretic bounds on the dimension of SSCS for path and cycle graphs. A path (cycle) graph is strong

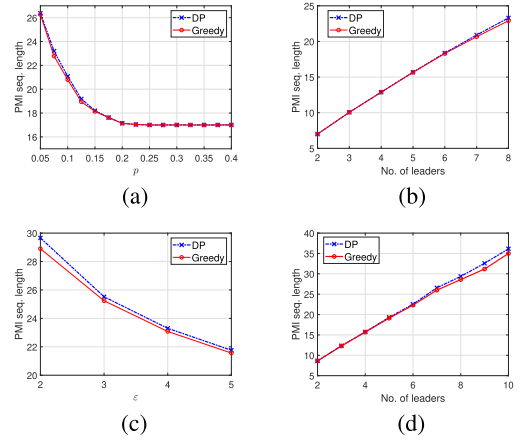


Fig. 3. Comparison of Algorithm 1 (dynamic programming) and Algorithm 2 (greedy) for computing the distance-based bound. (a) ER. (b) ER. (c) BA. (d) BA.

structurally controllable with V_ℓ leaders if G^{-V_ℓ} has $m + 1$ components (m components in a cycle). Another direct implication of the above results is as follows.

Corollary 6.4: Let G be a path or cycle graph and let V_ℓ be a set of leaders, then the dimension of SSCS is at least $n - a$, where a is the smallest distance between any two leader nodes.

VII. NUMERICAL EVALUATION

In this section, we numerically evaluate our results on Erdős–Rényi (ER) and Barabási–Albert (BA) graphs. In ER graphs, any two nodes are adjacent with a probability p . BA graphs are obtained by adding nodes to an existing graph one at a time. Each new node is connected to ε existing nodes with probabilities proportional to the degrees of those nodes.

A. Comparison of Algorithms

First, we compare the performance of the exact dynamic programming algorithm (see Algorithm 1) and the approximate greedy algorithm (see Algorithm 2) for computing the maximum-length PMI sequences. For simulations, we consider graphs with $n = 200$ nodes. For ER graphs, we first plot the length of PMI sequences computed by using Algorithms 1 and 2 as a function of p while fixing the number of leaders (selected randomly) to be eight [see Fig. 3(a)]. Second, we fix $p = 0.075$, and plot the length of PMI sequences as a function of the number of leaders selected randomly [see Fig. 3(b)]. We repeat similar plots for BA graphs in Fig. 3(c) and (d). We fix the number of leaders to be eight in Fig. 3(c) and set $\varepsilon = 2$ in Fig. 3(d). Each point in the plots in Fig. 3 corresponds to the average of 50 randomly generated instances. From the plots, it is clear that the greedy algorithm, which is much faster than the DP algorithm, performs almost as well as the DP algorithm in terms of the length of PMI sequences returned. From the theoretical analysis and the numerical evaluation, we conclude that the Algorithm 1 should be used to compute the exact solution when the number of nodes is at most few thousand, and the number of leaders is small. Moreover, whenever the number of nodes is in millions, or the number of leaders is large, Algorithm 2, which computes an approximate solution, should be preferred.

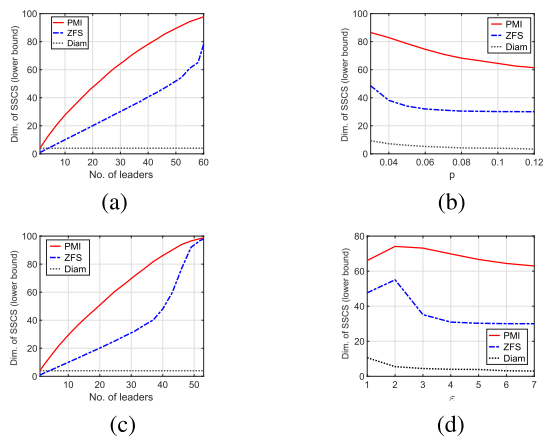


Fig. 4. Comparison of the distance-based and ZFS-based lower bounds on the dimension of SSCS in ER and BA graphs. The total number of nodes in all graphs is 100. The diameters of graphs (denoted by Diam) are also plotted. (a) ER ($p = 0.1$). (b) ER ($|V_L| = 30$). (c) BA ($\varepsilon = 4$). (d) BA ($|V_L| = 30$).

B. Comparison of Bounds

Next, we numerically compare our distance-based bound with another well known bound on the dimension of SSCS based on the notion of zero-forcing sets (ZFS) [5], [14]. First, we explain the notion of ZFS. Given a graph $G = (V, E)$ in which each node is colored either *white* or *black*, we repeatedly apply the following coloring rule: *If $v \in V$ is colored black and has one white neighbor u , then the color of u is changed to black*. Now, given an initial set of black nodes (called *input set*) in G , *derived set* $V' \subseteq V$ is the set of all black nodes obtained after repeated application of the coloring rule until no color changes are possible. It is easy to see that for a given input set, the resulting derived set is unique. The input set is called a ZFS if the corresponding derived set contains all nodes in V . It is shown in [5] and [14] that for a given set of leader nodes as input set, the size of the corresponding derived set is a lower bound on the dimension of SSCS.

In our simulations in Fig. 4, for both ER and BA models, we consider graphs with $n = 100$ nodes. In Fig. 4(a), we plot these bounds for ER graphs as a function of the number of leaders, which are selected randomly, while fixing $p = 0.1$. Next, we fix the number of leaders to be 30 in Fig. 4(b) and plot bounds as a function of p . As previously, each point in the plots is an average of 50 randomly generated instances. Similar results are obtained in the case of BA graphs, where we fix $\varepsilon = 4$ in Fig. 4(c), and select the number of leaders to be 30 in Fig. 4(d). In all the plots, lengths of PMI sequences are greater than the derived sets indicating that the distance-based bound on the dimension of SSCS performs better than the one based on the derived sets.

C. Leader Selection

We implement Algorithm 3 to illustrate the application of proposed algorithms to the leader selection problem given in (13). Again, the networks were generated for both ER and BA models with $n = 60$ nodes. In order to compute the length of the longest PMI sequence, we use the bounds returned by the dynamic programming solution and the greedy algorithm. We compare the respective bounds on the dimension of SSCS and the computation times of the two algorithms. The results of our experiments are shown in Fig. 5. The resulting bounds are plotted against the number of leaders in Fig. 5(a) and (c), and the running times are plotted in Fig. 5(b) and (d). For both graph families, the bounds

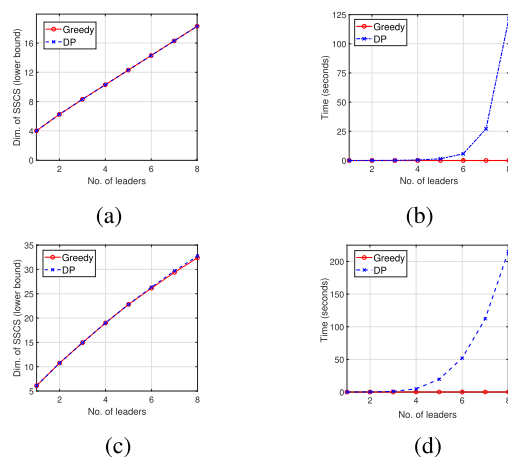


Fig. 5. Comparison of the leader selection algorithm with the greedy computation and the exact computation (dynamic programming (DP)) of the distance-based bound. The total number of nodes in all graphs is 60. (a) ER ($p = 0.3$). (b) ER ($p = 0.3$). (c) BA ($\varepsilon = 2$). (d) BA ($\varepsilon = 2$).

computed by the two algorithms are almost identical, but the greedy algorithm has the advantage of superior runtime that becomes more pronounced as the number of leaders increases.

VIII. CONCLUSION

We studied the computational aspects of a lower bound on the dimension of SSCS in networks with Laplacian dynamics. The bound is based on a sequence of distance-to-leaders vectors and has several applications. We proposed an algorithm that runs in $O(n^m)$ time (compared to $O(m^n)$ runtime of the algorithm in [10]) to compute the bound. We also presented a linearithmic approximation algorithm to compute the bound, which provided near-optimal solutions in practice. Further, we explored connections between the graph-theoretic properties and the distance-based bound in path and cycle graphs using the results. We plan to use these results to explore further the tradeoffs between controllability and other desirable network properties, such as robustness and resilience to perturbations.

REFERENCES

- [1] M. Shabbir, W. Abbas, and Y. Yazıcıoğlu, "On the computation of a lower bound on strong structural controllability in networks," in *Proc. 58th IEEE Conf. Decis. Control*, 2019, pp. 5468–5473.
- [2] A. Chapman and M. Mesbahi, "On strong structural controllability of networked systems: A constrained matching approach," in *Proc. Amer. Control Conf.*, 2013, pp. 6126–6131.
- [3] J. C. Jarczyk, F. Svaricek, and B. Alt, "Strong structural controllability of linear systems revisited," in *Proc. 50th IEEE Conf. Decis. Control Eur. Control Conf.*, 2011, pp. 1213–1218.
- [4] A. Weber, G. Reissig, and F. Svaricek, "A linear time algorithm to verify strong structural controllability," in *Proc. 53rd IEEE Conf. Decis. Control*, 2014, pp. 5574–5580.
- [5] N. Monshizadeh, S. Zhang, and M. K. Camlibel, "Zero forcing sets and controllability of dynamical systems defined on graphs," *IEEE Trans. Autom. Control*, vol. 59, no. 9, pp. 2562–2567, Sep. 2014.
- [6] M. Fazel, H. Hindi, and S. Boyd, "Rank minimization and applications in system theory," in *Proc. Amer. Control*, 2004, pp. 3273–3278.
- [7] S. M. Fallat and L. Hogben, "The minimum rank of symmetric matrices described by a graph: A survey," *Linear Algebra Appl.*, vol. 426, no. 2/3, pp. 558–582, 2007.
- [8] A. Bhangale and S. Kopparty, "The complexity of computing the minimum rank of a sign pattern matrix," 2015, *arXiv:1503.04486*.

- [9] S. Zhang, M. Cao, and M. K. Camlibel, "Upper and lower bounds for controllable subspaces of networks of diffusively coupled agents," *IEEE Trans. Autom. Control*, vol. 59, no. 3, pp. 745–750, Mar. 2014.
- [10] A. Y. Yazıcıoğlu, W. Abbas, and M. Egerstedt, "Graph distances and controllability of networks," *IEEE Trans. Autom. Control*, vol. 61, no. 12, pp. 4125–4130, Dec. 2016.
- [11] H. J. Van Waarde, M. K. Camlibel, and H. L. Trentelman, "A distance-based approach to strong target control of dynamical networks," *IEEE Trans. Autom. Control*, vol. 62, no. 12, pp. 6266–6277, Dec. 2017.
- [12] S. S. Mousavi, M. Haeri, and M. Mesbahi, "On the structural and strong structural controllability of undirected networks," *IEEE Trans. Autom. Control*, vol. 63, no. 7, pp. 2234–2241, Jul. 2018.
- [13] Y. Yazıcıoğlu, M. Shabbir, W. Abbas, and X. Koutsoukos, "Strong structural controllability of diffusively coupled networks: Comparison of bounds based on distances and zero forcing," in *Proc. IEEE Conf. Decis. Control*, 2020, pp. 566–571.
- [14] N. Monshizadeh, K. Camlibel, and H. Trentelman, "Strong targeted controllability of dynamical networks," in *Proc. 54th IEEE Conf. Decis. Control*, 2015, pp. 4782–4787.
- [15] S. S. Mousavi and M. Haeri, "Controllability analysis of networks through their topologies," in *Proc. 55th IEEE Conf. Decis. Control*, 2016, pp. 4346–4351.
- [16] W. Abbas, M. Shabbir, A. Y. Yazıcıoğlu, and A. Akber, "Trade-off between controllability and robustness in diffusively coupled networks," *IEEE Trans. Control Netw. Syst.*, vol. 7, no. 4, pp. 1891–1902, Dec. 2020.
- [17] W. Abbas, M. Shabbir, H. Jaleel, and X. Koutsoukos, "Improving network robustness through edge augmentation while preserving strong structural controllability," in *Proc. Annu. Amer. Control Conf.*, 2020, pp. 2544–2549.
- [18] M. Shabbir, W. Abbas, Y. Yazıcıoğlu, and X. Koutsoukos, "Computation of the distance-based bound on strong structural controllability in networks," 2019, *arXiv-1909*.
- [19] G. Parlangeli and G. Notarstefano, "On the reachability and observability of path and cycle graphs," *IEEE Trans. Autom. Control*, vol. 57, no. 3, pp. 743–748, Mar. 2012.
- [20] X. Liu and Z. Ji, "Controllability of multiagent systems based on path and cycle graphs," *Int. J. Robust Nonlinear Control*, vol. 28, no. 1, pp. 296–309, 2018.