



Utah
Water Garden & Koi
Club
July 2021

JULY  Newsletter

Hello fellow ponders!

We have a lot going on this month. First, a huge thanks to Michael and Cris Henrie for a very successful July meeting. They served up a made-from-scratch dinner of ribs, potatoes and sides (with a special appearance of Lewis Wayman’s famous baked beans). Andy Belingeri from Jain Irrigation taught us about drip irrigation and water conservation.

Second, remember our pond tour is August 14-15. We’re excited to be back sharing our knowledge of water gardening this year. There are currently 16 ponds on the tour, but we could use five or six more. Please consider being a “last-minute” addition and letting Daniel Peel know by July 23 at the absolute latest.

Third, our August meeting will be held at Julie and Kelly Flint’s home. Come check out their three ponds, and see Julie present a demonstration on patio ponds — yup, you can grow a water lily in a pot on your patio!

Finally, check out this great newsletter, featuring articles on water conservation for ponds, the Wood’s White Knight tropical night-blooming water lily, the friendly Chagoi koi, and a lovely piece by Sherry Avelar about a surprise visitor to their old pond.

Happy reading (and ponding)!

In this issue

- Know your koi 2
- Pond Tour 4
- Know your water lilies .. 6
- Unusual visitors 7
- Our sponsors 9
- Water conservation..... 11
- July meeting 13
- About us 15




Know your koi: Chagoi – Mr. Personality

If you want a fish with personality, look no further than the basic Chagoi. You'll discover this pet is probably more intelligent than other koi in your pond too. It is almost universally agreed to be the friendliest of the koi classifications because it is the most aggressive at feeding time and almost always the first fish to become hand-tame. For this reason, the Chagoi is sometimes purchased solely for the purposes of taming the rest of a group, and not for its color. Once one fish starts eating from your hand, it's not hard to bring the rest about.

The Chagoi is basically a brown koi, however a brown koi is not necessarily a Chagoi. Within that distinction, there are levels of quality and the discovery of valuable traits. If the basic Chagoi is a brown koi, what about the different shades of brown? Let's discuss these and the other traits that make a "good" Chagoi.

Physical Characteristics

First, the fish should be big. Now, this doesn't apply to the young fish, but you should be able to tell that the fish has been fat and robust all its life. As a young fish it should be an aggressive eater and it should be larger than all the other fish of

the same age. As an adult, a Chagoi is prized most highly if it fulfills a destiny of great size – as much as 40 inches or more. That's a big koi by any standard.

The fish should be blocky in its body shape. The base of the tail (knuckle) should be thick and fat.



The head and shoulders should be broad, and no part of the fish should be slender or streamlined. The pectorals should be large and paddle shaped, and there should be no splits in the fins or the dorsal fin. And the eyes of a Chagoi should be active and bright, with the corneas being crystal clear.

A Fishnet Fish

Let's also consider the color and pattern. There are two patterns of Chagoi – "with fukurin" and "without fukurin." Fukurin is when each scale is highlighted with a black edging, giving the fish a "fishnet" pattern over the brown coloration. (The photo on this page shows this effect.)

This may be missing in scaleless Chagois and in some of the Chagoi colors. Personal preference will dictate which style you desire.

With or without fukurin, the more "lined up" the scales are, the better the fish. For example, let's say you have two Chagoi of exactly the same color and size. Both are chunky through the body and



have large paddle-like pectoral fins. To determine the difference between the two, you would look at the alignment of the scales. If the rows were nice and straight like a corn cob, then the fish with the straightest, most uniform

rows would be awarded the point for scale pattern.

With Diamond Shimmer

Chagoi can also occur in a ginrin (jin'-rin or geen'-leen) scalation. This occurs when proteins inside the scale (under the epidermis) are thrown up in folds, refracting light and giving the scales a diamond shimmer. There's nothing quite as nice as a Rootbeer Chagoi with ginrin in its scales. Ahhhh! Both Chagoi photos in this article show chagoi with ginrin.

Varying Shades of Brown

The color of the Chagoi can vary and listed here are a few of the more popular options.

Rootbeer Chagoi – There's probably a fancy name for this color but it's more fun to call them Rootbeer Chagoi. These Chagoi are brown, but it's an intense, reddish-brown. Rootbeer Chagoi are available with and without fukurin.

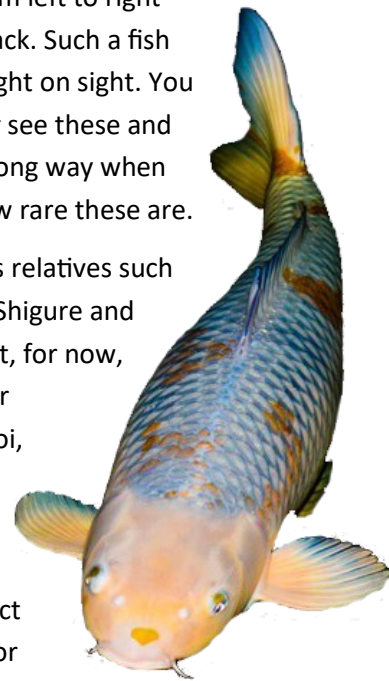
Green Chagoi – Green Chagoi tend to be the friendliest of all the Chagoi color varieties. This is probably because the green Chagoi always appear to be the hungriest. Secondly, even though the

green Chagoi eventually turns brown, the green gives away (early) the fact that the fish is going to have truly masterful size. The best Chagoi when they are young, less than three to four years old, are tan-greenish. When the green Chagoi eventually turns brown, the final brown color it attains is an amber-blond that is superior to the plain brown of the normal Chagoi. Green Chagoi also come with and without fukurin.

Brown Chagoi – If you have a brown Chagoi, it probably should have fukurin in it to define it from a common carp. The brown Chagoi is the most numerous of the Chagois and will make you very happy.

Chagoi-Utsuri or Cha-Utsuri – This fish is brown with a black fukurin pattern, but the fish is bruised with black smudges. The deeper and more distinct the black, and the more organized the pattern is, the better the fish is. Chagoi Utsuri exist with a weak black pattern that is unevenly spread over the body, and there are those that are very artistic-looking, with deep black markings evenly distributed from left to right and front to back. Such a fish should be bought on sight. You will rarely ever see these and regret goes a long way when you realize how rare these are.

The Chagoi has relatives such as the Ochiba Shigure and the Sorogoi but, for now, as you consider getting a Chagoi, consider that while the fish has a humble color, it is in fact highly prized for redeeming traits such as size, scale alignment, and friendliness. You'll love your new Chagoi!





Utah Water Garden and Koi Club

Pond Tour

Information
and tickets at

UTAHPONDTOUR.COM

Bring your family on this self-guided tour which includes some of the most beautiful ponds, water features and gardens located throughout the Wasatch Front.

The logo features a stylized 'U' with a mountain range and a sun inside it, followed by the word 'tah' in a blue font. Below this, the words 'Water Garden & Koi' are written in a blue serif font, and the word 'club' is written in a large, green, cursive font.



Intermountain Stone & Marble

We are a local family-owned company that was started up in 1954. We've been going strong for 66 years. With years of hard work and dedication focused on perfect this dying art, Very few people are able to fabricate what our skilled Stone Craftsman can. Kitchens, Bathrooms, Fireplaces, Wall Faces, you name it, we can create your stone masterpiece. Email us at Debbie@intermountainstone.com



Know your water lilies – Wood's White Knight

Nymphaea 'Wood's White Knight' is a very popular night blooming water lily. It boasts nearly round, green leaves up to 12-15 in. wide, adorned with scalloped and slightly wavy edges. Floating on the surface of the water, they create a lovely backdrop for the profuse, very large and very full, nearly flat, pure white flowers. Each blossom lasts 3-4 days, opening at dusk and closing a few hours after dawn the following day. Cold fall days or cloudy days can cause them to stay open longer. Blooming from summer into fall, Wood's White Knight is very free-flowering, non-viviparous, and produces many flowers over a long season. This tropical *Nymphaea* is suitable for medium to large water gardens. It is one of the most popular night blooming white water lilies.



- Grows up to 6-10 inches tall and 8-10 feet wide
- Water depth: 12-30 inches
- Performs best in full sun in undisturbed water
- Plant tubers in the spring, with the crown slightly above the soil surface, after the water temperature has warmed to about 70° F. Feed every 2-3 weeks.
- Deadhead and remove yellow leaves regularly
- No serious pest or disease issues

Unusual Pond Visitors

A magical and wonderous visitor stopped by club members Scott and Kami Belchak's pond this summer. It is a beautiful lovebird, certainly not native to Utah. It escaped from somewhere and ended up taking a drink on a hot day at the edge of the waterfall. Scott quietly and carefully approached with an outstretched hand and the little guy chirped and hopped on to Scott's finger. This pond used to be the Avellar pond on Watson Road, so the little guy's new family named him Watson.

Hailing from Africa, the beautiful colors that can be observed in Lovebird feathers are undoubtedly one of the things that make them such popular pets. They are simply

stunning. Lovebirds come in a variety of types, and they can all make great pets with proper training and socialization. They don't normally learn to talk, but Lovebirds do enjoy learning tricks and can be delightful little performers in other respects. One common misconception about Lovebirds is that they must be kept in pairs – this is not the case at all. Most Lovebird owners have found that single Lovebirds tend to make better pets in general than pairs do. This is because single birds attach and bond with their owners instead of another bird.


Lovebirds' captive lifespans average 15 to 25 years, which should factor into your decision to make one part of your family.



Their daughter, Sophie, is quite taken with little Watson. He ate gently out of her hand, so he had been handled a lot and is very tame. KSL did not have a lost listing for this bird. Scott and Kami are trying to find the rightful owner.

So fellow ponders, you never know what sort of visitor may come to your pond for refreshment, peace, or perhaps a new home. Some visitors, like Watson here, are welcome and some (like herons who eat fish), while beautiful to see, are not always the best behaved. If you catch sight of an

unusual visitor, snap a picture and send it along so we can include your guest in the newsletter.



Thank you to our sponsors!



Thank you to our sponsors!

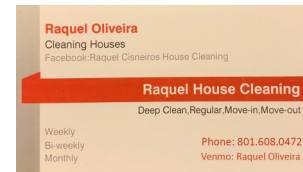
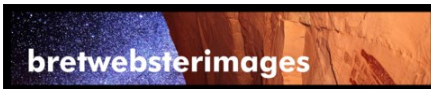


*Designs of
the Heart*



ESTABLISH
— KEY —

OWEN
MORTENSEN



LUNDS
Fine Art Gallery



WATER GARDENS AND WATER CONSERVATION

From Loch Ness Water Gardens

Everyone loves a water garden, but those who live in hot, dry climates are particularly drawn to the cooling, soothing effects that a water feature provides. Where water is sometimes scarce, and water usage closely monitored, however, it is often necessary to keep a close eye on each drop.

Water gardens can be large consumers of water, but they don't have to be. There is really no need to waste water while enjoying the benefits of a water garden. Large pond or small, using water efficiently will keep fish, plants, fountains, and waterfalls happy and functional.

What's more, maintaining a water-efficient garden is good regardless of where you live. Water gardens that operate best also require the least amount of added water. Here are some tips that can help you cut your water usage – and, need I add, your water bills – without compromising the quality of your water garden.

SUN AND SHADE



Most people who install a water garden are warned to keep it far from trees. That's good advice, up to a point. Falling leaves, needles and cones can contaminate the water and force you to skim the surface regularly. Also, some aquatic plants require a lot of direct sunlight to thrive, and some fish struggle with the cooler water temperatures that a shaded spot will produce.

On the other hand, many water gardens do just fine in shaded locations. Some plants and some fish won't mind, nor will you if plants and fish are not part of your plans. Further, a shaded water garden will lose less water to evaporation. Just be sure not to excavate too closely to a tree trunk, as roots may slow you down considerably and jeopardize the health of the tree. Try to keep your hole outside of the tree's "drip line."

LEAKING LINERS AND PIPES

A liner that leaks can substantially boost the amount of water you need to add regularly to your water garden. The best way to avoid leaks in liners is to use a good quality EPDM liner and take care to avoid damaging it during installation. Flexible liners should be set on a suitable underlayment to provide protection against holes and tears. If you need to join two pieces of flexible liner together, be sure to follow the instructions provided by your manufacturer.



If your water level starts to decline regularly, plan to drain the pool as soon as possible and find the leak. Patch the liner as directed by the manufacturer.

The pipes that carry water to and through your water garden can also develop leaks that can waste large amounts of water. Even a small drip should alert you that now is the time to make a repair.

WATCH THE WIND

Wind can be a nuisance with a water garden. It can increase evaporation, damage plants, and disrupt water flowing from a fountain. If wind is a problem with an existing water garden, or if you cannot avoid a windy location for your new garden, try to reduce the wind's impact. Plant a hedgerow or build a fence, for example, to serve as a windbreak.



DON'T FRET THE FOUNTAIN

Water fountains can serve as the center of attention in a water garden. In areas where water is sometimes a scarce resource, however, you might think of a fountain as an unnecessary waste of water. That really isn't the case, however. A properly installed fountain merely draws water from the pool and sends it right back to the pool. Only a small amount is lost to evaporation. Just try to avoid installing a fountain in a windy location.

FILTERS AND WATER QUALITY

One of the best ways to reduce water usage in a water garden is to keep the water clean and healthy, thus reducing the need for frequent water changes. And one of the best ways to keep the water clean and healthy is with a good filter and regular filter maintenance.

You can also maintain good water quality by eliminating excess food in a fish pond. Whatever food isn't eaten within five minutes should be scooped out. And next time, add less food.



SIZE MATTERS

Large water gardens require a lot of water to fill and refill. If water usage is a concern, think about creating one or more small water features. If, for example, what most appeals to you is the sound of moving water, you might be content with a container and water fountain, which requires very little water but can create a continuous source of soothing water sounds. You can also install a waterfall without a pond.

July Meeting

We had a delightful July meeting in Michael and Cris Henrie's wonderful yard, where we had wonderful food, saw a great example of ponding on a small scale, and learned about drip irrigation and water conservation!



July Meeting



Who we are

The Utah Water Garden Club is a non-profit organization serving the greater Wasatch Front. We strive to foster an appreciation for and interest in the use of water in the landscape, through monthly meetings, educational programs, an annual pond tour, and sharing our water gardening experiences. We are a group of volunteers dedicated to water gardening, pond keeping, and koi. Our members range from novices to commercial professionals.

Our annual Water Garden Tour is a self-guided tour of outstanding local gardens. Due to the pandemic, we held a "virtual" tour in 2020. You can view it on the Club's website at UtahWaterGardenClub.org



Club Officers & Directors

Officers

President: Daniel Peel

435-660-0784

danielpeel@me.com

Vice-President: Kelly Flint

801-274-3040

kflint3040@msn.com

Secretary: Zoe Godbois

435-623-5100

zoecast@gmail.com

Treasurer: Lewis Wayman

801-916-2500

lwayman@stylecraftframes.com

Board of Directors

Ty Rosser

801-995-8521

ty@utahlights.com

Gil Avellar

801-572-0853

trout42@hotmail.com

Nancy Aoyagi

801-712-9484

avon_naoyagi@hotmail.com

Richard Cobbley

801-641-0179

Past President

randcobb@comcast.net

