


FWDP Newsletter

Volume 37 Issue 5 Sept 2021

**Fort Worth Decorative Painters is a Chapter
of the Society of Decorative Painters
Celebrating 35 Years**



FWDP President Letter

Want to know when you own too much wood? Well, let me explain. Stay with me for a minute--. There is a horror film series involving a maniacal doll. I think the doll is called Chuckie--? When a new movie comes out there will be advertisements showing a dark room and all of a sudden Chuckie appears, scaring everyone.

Well, that sudden, unexpected horror is something I recently experienced. My house is so cluttered with raw wood I can barely find an empty space. The LAST thing I need is more wood. I swore I would not come home with more wood, ever.

So one recent morning I sleepily drug myself to the door to retrieve the newspaper, turned, and like the people in the mysteries, freaked out. There sat an entire wooden chest, full of more wood! When I stopped shaking I realized I had apparently bought wood at the Bluebonnet wood sale. Anyone know where there is a Wood Buyers Anonymous meeting?

Clearly we all need to return to something familiar. Join us at the Botanic Gardens on September 21st for the first in-person General Meeting in over a year. Beth will have a surprise project for you, and we will continue being safe as everyone will bring their own brown bag meal.

Speaking of Beth, check out the most recent Decorative Painter for her Halloween project.

CONNIE



General Meeting September 20
Botanic Gardens'
Bee Pins Project with Beth
Bring your "sack" dinner

PROGRAMS:

We welcome Beth for teaching our September project. Bee-body Angel Pins, She has done the prep for us. Five bee-body angel pin kits will be available to purchase. All we need to do is bring our usual painting supplies and some paint. This will be a fun and creative project for us to start back meeting in person.

Nancy will teach a bee/watermelon box in October and we have Dusti teaching a "Snow Jobs" snowman on a glass brick in November. You can view these on our web site under the programs tab. This will complete our projects scheduled in 2020.

November is when we vote on projects for the next year. If you would like to teach in 2022, bring a finished piece to the November meeting. We need at least 8 pieces. It is good to have more to choose from. If you have a piece that requires more time or is a higher level of difficulty, we can place it as a Saturday Paint Day project.

Thank you, Louise

Paint In Class - BooBunnies

If you would like to join the class, please send an email directly to Peggy Thomas (peggythomas44@yahoo.com) and she can email a pattern to you. The picture is in the last two issues of the decorative painter magazine. September 9th, 6:30 p.m.



Zoom Instructions

Click on link to join the meeting. If needed, put in meeting ID and passcode.
Select join with video.

If using iPad touch grid on the left upper side to allow you to see rows of attendees. Swipe to the left to see more or back to the right to see the previous group. On an phone it only shows four people and you have to swipe to see more.

Mute button is a mic icon with a slash going thru if muted. Touch the button to unmute. If someone is in the room with you, try to keep muted unless you are speaking. Especially if someone is teaching a project.

All should mute while someone is teaching a project unless they need to interrupt with a question.

September Project taught by Beth

September 2021 Make-It-Take-It

Beth Stodieck

I don't know about y'all, but I'm so excited about seeing everyone again! The last year and a half have been so far beyond crazy, I'm not sure there's even a word for it! Well, we're going to try to get back to a little bit of normal in September.

I'm considering this your traditional September Make-It-Take-It, like we had before the whole mess started. No surface to deal with. No prep. No pattern. No STRESS! Five little dollars will give you parts and surfaces all prepped and ready for 5 holiday treats. All you have to bring is \$5 cash, your normal painting supplies and a few paints. I've already prepped your surfaces and mounted them to make them easy to paint. Them? What is them?

You voted to paint a set of 5 snow angel lapel pins waaaaaaaay back when and now it's time. We'll paint for Christmas, St. Patty's Day, Easter, Fall/Halloween and a fat Texas angel to round out the family. However, you'll learn enough so that if you want to make the St. Patty's Day into Valentine's or the Easter into a Spring Garden, you'll be able to make the change easily!

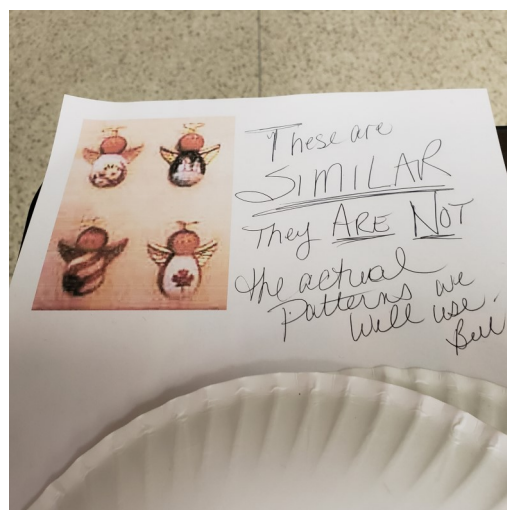
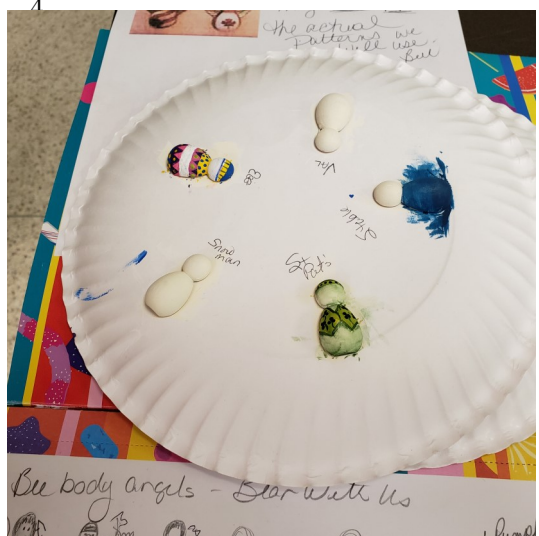
Now, for the real surprise. I'm normally the teacher pushing everyone to bigger and bigger brushes. . . . almost every class! This time I need just the opposite. I need you to bring your **SMALLEST** flats, rounds and liners to class. You'll also need a tiny drybrushing brush. I'm talking very, very tiny for all of your brushes. And I also need you to bring a very small stylus. If you don't have a tiny stylus, think about a barbeque skewer, a pointed toothpick, a darning needle or such. It needs to be something you can easily hold onto so you aren't shaky. These angels are only 1 ½" tall so tiny is important. You'll also need a well sharpened, colored chalk pencil. It cleans up much easier than graphite pencils.

The paints listed here are the ones I used. The ones in **bold** are the ones that are necessary and the others can be substituted with what you have. Since most of these literally only take 1 small drop of paint, I won't mind sharing a few drops as needed.

Snow White	Watermelon Slice (dark pink)	Cad Yellow (opaque)
Irish Moss (bright green)	Cherry Red	Lamp Black
Antique Teal (dark blue green)	Bright Salmon (favorite cheek color)	
Deep Midnite Blue	Burnt Orange	Splendid Gold
Ultra Blue Deep	Burnt Sienna	(or Metallic gold of your choice)
Grape Juice (medium purple)	Orange Flame (opaque)	Lt Buttermilk

I'm hoping everyone will come join the fun. There are plenty of kits so if you want extras for gifts, no problem. I'll be wearing a mask and maybe doing a little less one-on-one help than usual but I know we'll have a ton of fun, no matter what! See you soon!

September with Beth



October with Nancy



November with Dusti



Christmas Party:

I hope everyone is getting ready for our live Christmas Party this year. Gifts of five is an exciting part of the festivities. I would like for everyone to participate. You paint 5 items to give away. Wrap each separately in a plain paper bag, like a lunch bag. So they can not be identified as coming from you. The person in charge, will place five different gifts in one bag. Each person that participates will receive five different gifts.

Our ornament exchange is also very special. If you can't find your ornament, I have a few more. They are oval and 1.50 each.

Auction: Several of you have notified me of your donation. Thank you very much. This is a big fund raiser for our Chapter and we want as many items as possible. Please consider donating a painted piece or even a large basket of painting supplies to our auction. I would like to have these items by Dec first. I need to prepare bid sheets for each. I would like for the bid sheet to have a picture of the item they are bidding on. This is to avoid confusion.

Thank you, Louise

SEMINARS

Nancy Scott, CDA will be here for a seminar May 14-15, 2022 (Covid permitting)

We will have photos at the October meeting to view. Nancy is the SDP's Foundation Packet of the month for September. Here is the design.





Carolyn's 80th Birthday celebration



Mary Helen on the road again!
Think the chair is big enough?



Members enjoying seminars after a long lock-down of staying home!



Saturday Paint In
July
Tote bag taught by
Nancy




HOSPITALITY

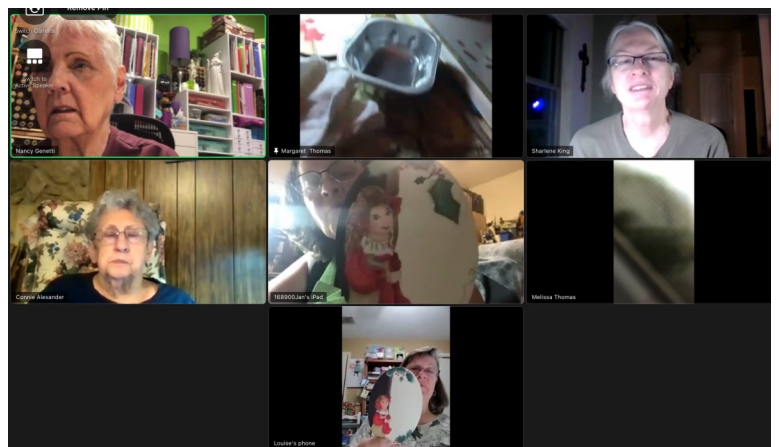
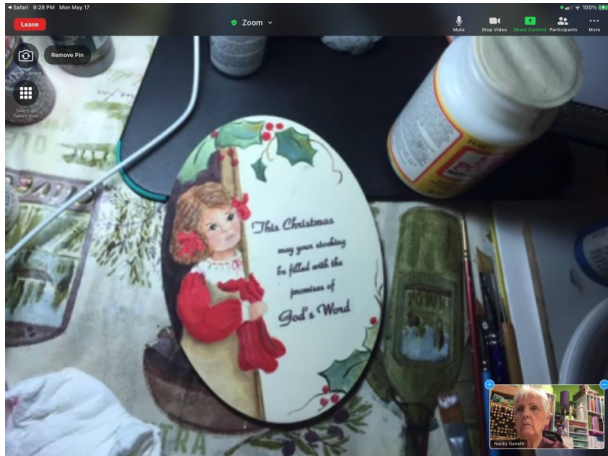
It's exciting to be meeting in person! Our first meeting back together will be a Bring your own brown bag lunch. The chapter will then vote on the type of lunches that will continue for the year.

Happy Painting!

Jan



May ZOOM Meeting—ornament taught by Peggy



Memory Boxes—Judy Wallis

We are in a bad need for memory boxes again . I delivered 5 last week. So get painting so we don't have to say " We don't have any painted boxes"

Thank you!
Judy



While regaining my strength after a long bout with Covid I was able to sit and paint 19 memory boxes for the hospital.

Nancy

2021 Board

Elected Officers:

President –	Connie Alexander
VP Programs –	Louise Smith
Treasurer –	Sharlene King
Secretary ---	Peggy Thomas
Membership --	Dora Jodoin



Committees:

Christmas Party:	Sheryl Jones
Hospitality/Table Attendant:	Jan Park
Monthly Raffle:	Armida Guzman
Newsletter	Nancy Genetti
Website/Publicity:	Suzane Godley
Parliamentarian:	Yvonne Lowrie
Saturday Specials	Dusti Dancer
Seminars	Nancy Genetti
Sunshine/Birthdays:	Suzane Godley
Memory Boxes	Judy Wallis

SDP Corner and Out and About

Check out Zoom Classes at
sdpvirtualartacademy.com
And Decorative painters academy

Join SDP: An Artful Connection on Facebook if
you haven't already.

SDP posts lots of information on this Site

SDP New Address
Society of Decorative
Painters
7450 S Seneca St
Haysville, KS 67060



Oklahoma City Painting Palooza
The Good Old 50's
Oct 23-30, 2021
Registration is open

Wildflowers Chapter 2021 Seminars
Postponed to 2022—Jamie Mills Price



Contact Carol Reichelt rodcar1102@aol.com to be put on waiting list

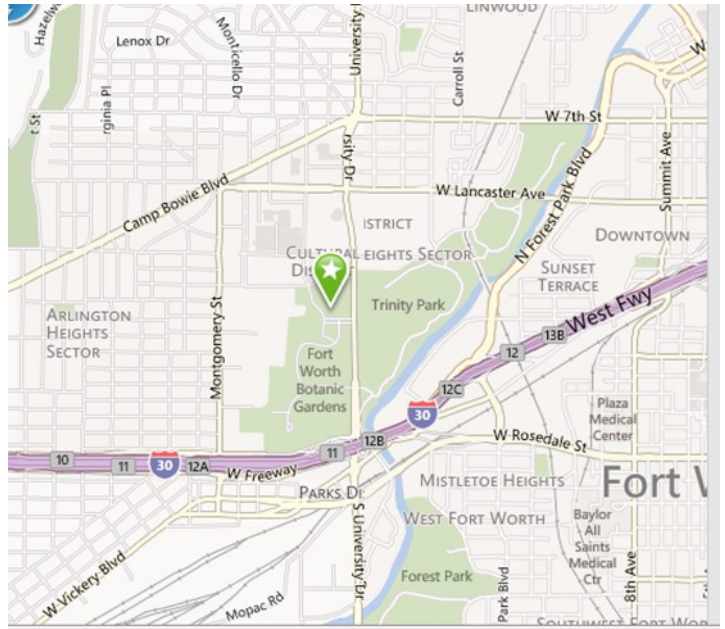
Fort Worth Decorative Painters

Nancy Genetti
Newsletter Editor
1117 Eton Drive
Richardson, TX 75080

Facebook:

Fort Worth Decorative Painters (FWDP)

www.fwdecorativepainters.com



FWDP Meets the Third Monday of February, March, April, May, September, October & November.

January Meeting 4th Monday and the Christmas Party 2nd Monday in December.

At the

**Botanical Gardens
3220 Botanic Garden Blvd.
Fort Worth, TX 76107**

2021 Dates to Remember

March 1—Board Meeting
March 15—regular meeting—Pen and Ink—Dora
April 5—Board Meeting
April 19—Regular meeting—Louise—NOEL
May 3—Board Meeting
May 17—Regular meeting—Peggy—A stocking full ornament
June 7—Board Meeting & SDP project with Lonna Lamb
July 10—Saturday Paint Day with Nancy—Tote at VFW Hall
Aug 30—September Board meeting
September 20 - Regular Meeting—Bees taught by Beth
October 18—Regular meeting—bees & watermelon with Nancy
November 15—Regular Meeting—Snowman on Glass Block with Dusti
December 13—Christmas Party