


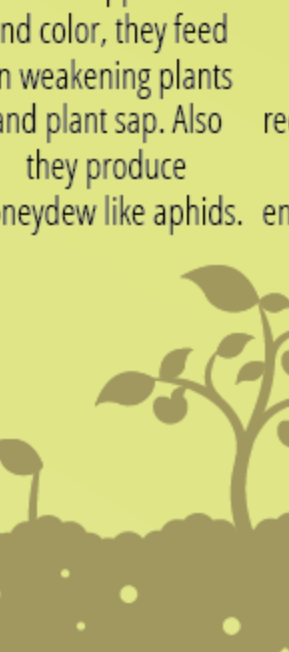

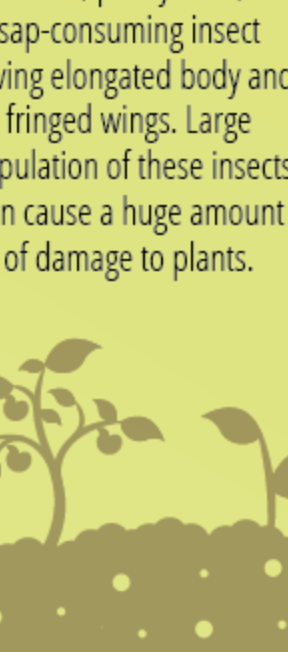

PEST CONTROLLING Your Garden



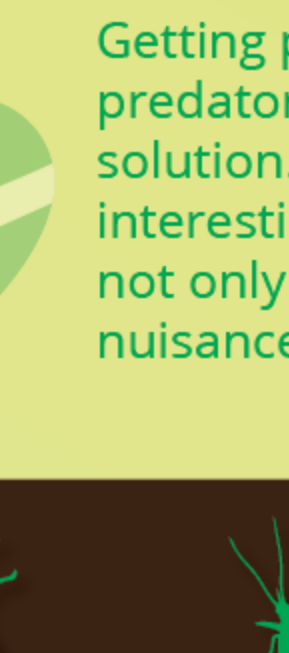
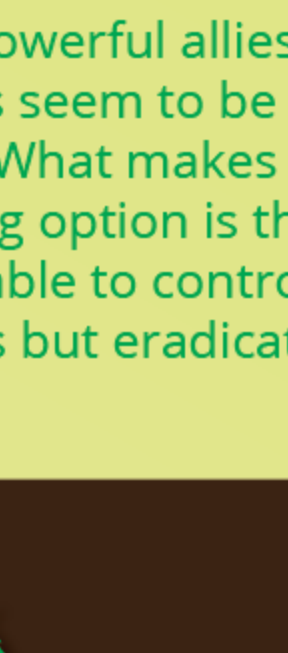
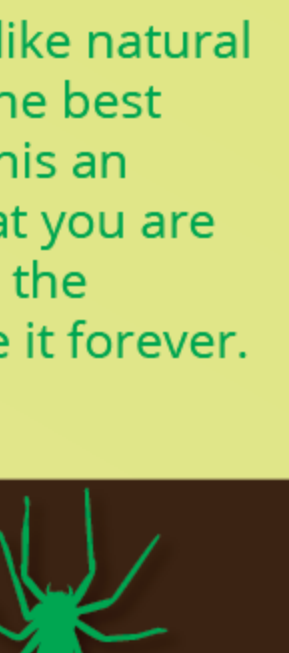
The best means of avoiding insect damage to your garden is to prevent them from coming in the first place. A healthy garden is the best resistance. Selecting the organic method of controlling pests in your garden is necessary for having a healthy environment for your plants.

Check out how you can avert pests from damaging your crops or precious garden and make it look beautiful sans chemical.

Wanted Criminals

These wanted criminals are a nuisance for your plants as well as your garden. They take up residence in your garden and create inhospitable environment.




 <p>Beetles Striped, orange, spotted, yellow, brown- they come in various forms. They feast on the plant leaves and flowers</p>	 <p>Aphids Found in yellow, green and sometimes black in color, they are tiny, sap-sucking, soft-bodied creepy insects. They feed on young and tender growth, making the plant appear deformed or puckered.</p>	 <p>Caterpillars Soft-bodied, segmented larvae of butterflies and moths, they vary in color based on species. Caterpillars feed on either fruits or plant leaves.</p>	 <p>Leaf miners Small gray flies whose tiny and pale larvae feed among the plant leaf surfaces. This causes winding trails all around the leaf tissue.</p>	 <p>Leafhopper Wedge-shaped and light green in color, this can be found stippling on the top of leaves of a plant. Besides consuming leaves, they transmit viral plant diseases.</p>
---	---	---	--	--

 <p>Spidermites Sap-sucking organism, they stunt the growth of plants and even end up killing them.</p>	 <p>Scales Varies in appearance and color, they feed on weakening plants and plant sap. Also they produce honeydew like aphids.</p>	 <p>Whiteflies A ravenous sap-sucking insect that stuns the growth of plants and reduces yields. It secretes honeydew that encourages mold growth.</p>	 <p>Thrips Small, pale-yellow, sap-consuming insect having elongated body and fringed wings. Large population of these insects can cause a huge amount of damage to plants.</p>	 <p>Shieldbugs Often called as stink bugs, they have a shield-shaped body and come in various colors. They feed on fruits and plant foliage.</p>
---	---	--	---	--

Powerful Allies

Getting powerful allies like natural predators seem to be the best solution. What makes this an interesting option is that you are not only able to control the nuisances but eradicate it forever.

 <p>Ladybug Ladybugs and their larvae consume aphids and soft-bodied insects.</p>	 <p>Tachinid Fly They look like normal houseflies but are the natural enemies of beetles, shield bugs and caterpillars.</p>	 <p>Lacewings Lacewings and their larvae feed on many bad bugs like caterpillars, aphids, scales, leafhoppers, whiteflies, thrips, and insect eggs.</p>	 <p>Spiders These are valuable allies and consume all types of pests</p>
---	---	---	--

 <p>Hoverflies Resembling tiny bees, their slug and green colored larvae consume aphids</p>	 <p>Predatory True Bugs These consists of assassin bugs, spined soldier bugs, pirate bugs and more. They feed on beetles and caterpillars.</p>	 <p>Parasitic Wasps Quite small to see, they prey on caterpillars and aphids.</p>
---	--	---

How to get them?

There are two methods of getting the powerful allies.

 <p>Ordering online</p>	 <p>Naturally attracting them through insectary plants</p>
--	---

Insectary plants

The common method of attracting good bugs is to cultivate insectary plants or nectar- or pollen producing plants.

 <p>Cilantro</p>	 <p>Borage</p>	 <p>Thyme</p>	 <p>Mint</p>	 <p>Rue</p>
---	---	--	---	--

 <p>Cosmos</p>	 <p>Rosemary</p>	 <p>Marigold</p>	 <p>Dill</p>
---	---	---	---

Non-toxic & Homemade Remedies

Inexpensive and one of the best methods for controlling the population of the pest in your garden is homemade remedies. There are various homemade remedies which give good results and they involve use of non-toxic ingredients like cayenne, garlic, horsetail and more which are simply diluted in water.

 <p>Insects For insects like aphids, mites, and mealybugs, mix a tablespoon of canola oil and few drops of Ivory soap into water. Pour the contents into a spray bottle and spray on the plants</p>	 <p>Grubs For garden or lawn grubs, natural remedy like milky spore is apt. These are tiny granules spread on the soil and cause the grubs to contract diseases that destroy them.</p>	 <p>Mites And Other Insects Mix two tablespoons of cayenne pepper and hot pepper sauce along with few drops of Ivory soap in water. Keep the mixture overnight and then stir it and spray on plants.</p>
---	--	--

 <p>Slugs, Earwigs & Soft-Bodied Garden Insects Sprinkle some diatomaceous earth around the edges of garden beds and plants. These diatoms particles are sharp and tiny and cause harm to exoskeletons of slugs, insects and snails.</p>	 <p>Fungal Disease Mix two-three tablespoons of baking soda in water. Pour this solution into a spray container and spray on the affected areas. Do this for few days until the problem ceases.</p>	 <p>Powdery Mildew Mix equal amounts of water and milk in a container. Pour the solution in a spray container and spray on the infected plants.</p>
--	---	---

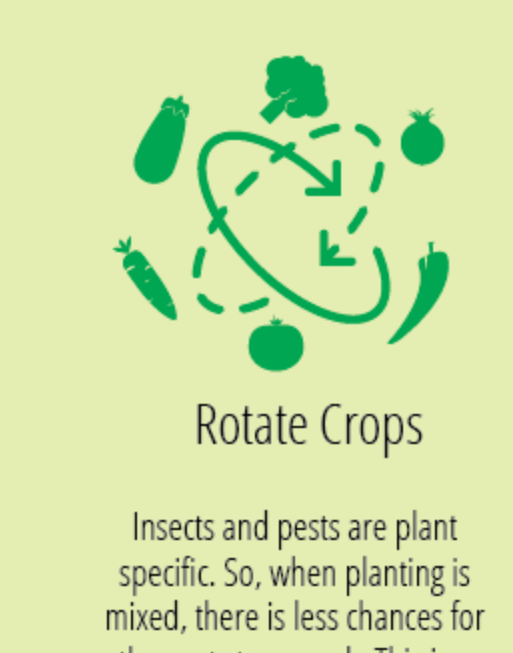
When to Use Homemade Remedies

Try to apply them in late evenings, when the sun is low in the sky. Else the plants will get cooked.

 <p>Make sure to spray liberally, and take care to wet the undersides of the leaves. For ensuring that these sprays are effective, they must come into direct contact with the pests.</p>
--


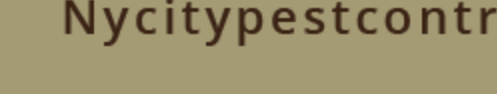

Traps and Barriers

 <p>Apple Maggot Traps</p>	 <p>Yellow Flypaper</p>	 <p>Floating Row Covers</p>
---	--	--

 <p>Pheromones</p>	 <p>Barrier Paper</p>	 <p>Cloche</p>
---	--	---

Overall Prevention

 <p>Build Organic And Healthy Soil The best way to develop vigorous and strong plants is through natural composting methods and top-dressing and mulching the soil with natural or compost fertilizers.</p>	 <p>Take Out The Weak Plants Sometimes the weak plants might be infected. If not, they can attract predators. Pull the plants and dispose them.</p>	 <p>Minimize Insect Habitat Make sure to clean the garden area from weeds and debris. These are the breeding places for insects.</p>
---	---	--

 <p>Seaweed Spray Or Mulch Seaweed has trace elements like zinc, iron, calcium, barium, magnesium, and sulfur that help in the healthy development of plants. Seaweed mulch or spray enhances the growth of plants and gives them the strength to withstand diseases.</p>	 <p>Keep Foliage Dry Water the plants and flowers early so that the foliage can be dry for most of the days. Wet foliage will lead to growth of insects and fungal damage to the plants.</p>	 <p>Rotate Crops Insects and pests are plant specific. So, when planting is mixed, there is less chances for the pests to spread. This is a common method to avoid re-infestation of insects and pests.</p>
---	--	---